

Product availability: Non-Stock - Not normally stocked in distribution facility



Main

Product or component type	Braking resistor
---------------------------	------------------

Complementary

Range compatibility	Altivar Machine ATV340 Altivar Process ATV900
Product compatibility	Variable speed drive ATV930 wall mount 18.5 kW 380...480 V severe cycle Variable speed drive ATV930 wall mount 22 kW 380...480 V severe cycle Variable speed drive ATV930 wall mount 30 kW 380...480 V severe cycle Variable speed drive ATV930 wall mount 7.5 kW 200...240 V severe cycle Variable speed drive ATV950 wall mount 18.5 kW 380...480 V severe cycle Variable speed drive ATV950 wall mount 22 kW 380...480 V severe cycle Variable speed drive ATV950 wall mount 30 kW 380...480 V severe cycle Variable speed drive ATV340 15 kW 380...480 V severe cycle Variable speed drive ATV340 18 kW 380...480 V severe cycle Variable speed drive ATV340 22 kW 380...480 V severe cycle Variable speed drive ATV930 22 kW 500...690 V severe cycle Variable speed drive ATV930 30 kW 500...690 V severe cycle Variable speed drive ATV930 37 kW 500...690 V severe cycle Variable speed drive ATV930 30 hp 600 V severe cycle Variable speed drive ATV930 40 hp 600 V severe cycle Variable speed drive ATV930 50 hp 600 V severe cycle
Braking cycle	Severe cycle heavy duty) <54 s 100 % 120 s Severe cycle heavy duty) <6 s 165 % 120 s
Average power available	14 kW 122 °F (50 °C)
Ohmic value	16 Ohm
Electrical connection	Terminal <= 2.5 mm ² / AWG 12 temperature control switch M6 bar wire drive
Protection type	Thermal protection via drive or temperature control switch 120 °C
[Ue] rated operational voltage	24 V DC 250 V AC
Width	21.26 in (540 mm)
Height	23.82 in (605 mm)
Depth	41.73 in (1060 mm)
Net weight	106.92 lb(US) (48.5 kg)
Environment	
Ambient air temperature for operation	32...122 °F (0...50 °C)
Ambient air temperature for storage	-13...158 °F (-25...70 °C)
IP degree of protection	IP23

The information provided in this documentation contains general descriptions and/or technical characteristics of the performance of the products contained herein. This documentation is not intended as a substitute for and is not to be used for determining suitability or reliability of these products for specific user applications. It is the duty of any such user or integrator to perform the appropriate and complete risk analysis, evaluation and testing of the products with respect to the relevant specific application or use thereof. Neither Schneider Electric Industries SAS nor any of its affiliates or subsidiaries shall be responsible or liable for misuse of the information contained herein.

Ordering and shipping details

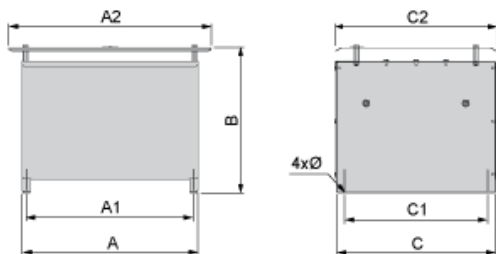
Category	22209 - ATV650
Discount Schedule	CP4E
GTIN	03606480802454
Package weight(Lbs)	57.38 kg (126.5 lb(US))
Returnability	No
Country of origin	DE

Offer Sustainability

EU RoHS Directive	Pro-active compliance (Product out of EU RoHS legal scope) EU RoHS Declaration
Toxic heavy metal free	Yes
Mercury free	Yes
RoHS exemption information	Yes
China RoHS Regulation	China RoHS Declaration

Dimensions

Right Side and Front View



Dimensions in mm

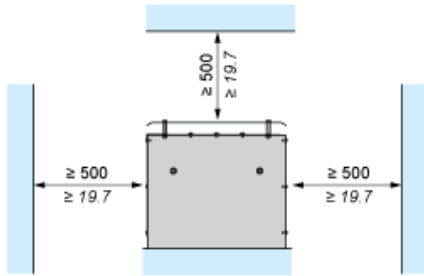
A	B	C	A1	C1	A2	C2	Ø
940	605	485	920	380	1060	540	9 x 12

Dimensions in in.

A	B	C	A1	C1	A2	C2	Ø
37.00	23.82	19.09	36.22	14.96	41.73	21.26	0.35 x 0.47

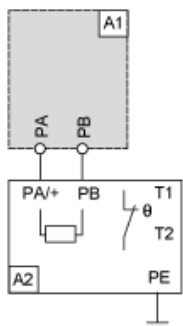
Clearances

mm
in.



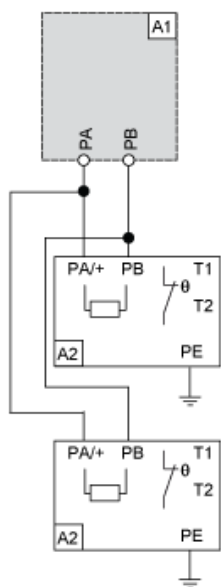
Recommended Schema

1 Braking Resistor



- A1 : Drive or external braking unit
- A2 : Braking resistor
- PA, Bus DC
- PB :
- T1, Temperature control switch
- T2 :

2 Braking Resistors



- A1 : Drive or external braking unit
- A2 : Braking resistor
- PA, Bus DC
- PB :
- T1, Temperature control switch
- T2 :