

LU2MB0BL

reverser block LU2M - 32 A - 24 V DC - direct mounting



Product availability: Stock - Normally stocked in distribution facility



Main

Range	TeSys
Device short name	LU2MB
Product or component type	Reverser block

Complementary

Mounting mode	Plug-in
[Ue] rated operational voltage	230 V 440 V 500 V 690 V
Network frequency	40...60 Hz
Inrush restraint duration	25 Ms AC 50/60 Hz 15 ms DC
Operating time	150 ms with change of direction 75 ms without change of direction
[Uc] control circuit voltage	24 V DC
Current consumption	120 mA 24 V DC I maximum while closing 120 mA 24 V DC I rms sealed
[Ui] rated insulation voltage	600 V UL 508 690 V IEC 60947-1 600 V CSA C22.2 No 14
[Uimp] rated impulse withstand voltage	6 kVIEC 60947-6-2
Connections - terminals	Control circuit screw clamp terminals 1 0.00...0.00 in ² (0.34...1.5 mm ²) 0.12 in (3 mm) flexible with cable end Control circuit screw clamp terminals 1 0.00...0.00 in ² (0.75...1.5 mm ²) 0.12 in (3 mm) flexible without cable end Control circuit screw clamp terminals 1 0.00...0.00 in ² (0.75...1.5 mm ²) 0.12 in (3 mm) rigid without cable end Control circuit screw clamp terminals 2 0.00...0.00 in ² (0.34...1.5 mm ²) 0.12 in (3 mm) flexible with cable end Control circuit screw clamp terminals 2 0.00...0.00 in ² (0.75...1.5 mm ²) 0.12 in (3 mm) flexible without cable end Control circuit screw clamp terminals 2 0.00...0.00 in ² (0.75...1.5 mm ²) 0.12 in (3 mm) rigid without cable end Power circuit screw clamp terminals 1 0.00...0.02 in ² (1...10 mm ²) 0.16 in (4 mm) rigid without cable end Power circuit screw clamp terminals 1 0.00...0.01 in ² (1...6 mm ²) 0.16 in (4 mm) flexible with cable end Power circuit screw clamp terminals 1 0.00...0.02 in ² (2.5...10 mm ²) 0.16 in (4 mm) flexible without cable end Power circuit screw clamp terminals 2 0.00...0.01 in ² (1...6 mm ²) 0.16 in (4 mm) flexible with cable end Power circuit screw clamp terminals 2 0.00...0.01 in ² (1...6 mm ²) 0.16 in (4 mm) rigid without cable end Power circuit screw clamp terminals 2 0.00...0.01 in ² (1.5...6 mm ²) 0.16 in (4 mm) flexible without cable end

The information provided in this documentation contains general descriptions and/or technical characteristics of the performance of the products contained herein. This documentation is not intended as a substitute for and is not to be used for determining suitability or reliability of these products for specific user applications. It is the duty of any such user or integrator to perform the appropriate and complete risk analysis, evaluation and testing of the products with respect to the relevant specific application or use thereof. Neither Schneider Electric Industries SAS nor any of its affiliates or subsidiaries shall be responsible or liable for misuse of the information contained herein.

Tightening torque	Control circuit 7.08...10.62 lbf.in (0.8...1.2 N.m) flat 0.20 in (5 mm) Control circuit 7.08...10.62 lbf.in (0.8...1.2 N.m) Philips No 2 0.20 in (5 mm) Power circuit 16.82...22.13 lbf.in (1.9...2.5 N.m) flat 0.24 in (6 mm) Power circuit 16.82...22.13 lbf.in (1.9...2.5 N.m) Philips No 2 0.24 in (6 mm)
Net weight	0.88 lb(US) (0.4 kg)






Environment

Standards	UL 508 type E, with phase barrier CSA C22.2 No 14 type E EN 60947-6-2 IEC 60947-6-2
Product certifications	ABS BV LROS (Lloyds register of shipping) CCC DNV GOST CSA ATEX UL ASEFA GL
IP degree of protection	IP20 IEC 60947-1 front panel and wired terminals) IP20 IEC 60947-1 other faces) IP40 IEC 60947-1 front panel outside connection zone)
Protective treatment	TH IEC 60068
Ambient air temperature for operation	-13...140 °F (-25...60 °C) with LUCM -13...158 °F (-25...70 °C) with LUCA, LUCB, LUCC, LUCD
Ambient air temperature for storage	-40...185 °F (-40...85 °C)
Fire resistance	1760 °F (960 °C) parts supporting live components IEC 60695-2-12 1202 °F (650 °C) IEC 60695-2-12
Operating altitude	6561.68 ft (2000 m)
Shock resistance	10 gn power poles open IEC 60068-2-27 15 gn power poles closed IEC 60068-2-27
Vibration resistance	2 gn 5...300 Hz) power poles open IEC 60068-2-27 4 gn 5...300 Hz) power poles closed IEC 60068-2-27
Resistance to electrostatic discharge	8 kV level 3, in open air IEC 61000-4-2 8 kV level 4, on contact IEC 61000-4-2
Resistance to radiated fields	9.14 V/m (10 V/m) level 3 IEC 61000-4-3
Resistance to fast transients	2 kV 3 serial link IEC 61000-4-4 4 kV 4 all circuits except for serial link IEC 61000-4-4
Immunity to radioelectric fields	10 V IEC 61000-4-6

Ordering and shipping details

Category	22399 - TESYS U, ACCESSORIES
Discount Schedule	I11
GTIN	00785901202615
Package weight(Lbs)	0.40 kg (0.88 lb(US))
Returnability	Yes
Country of origin	FR

Offer Sustainability

Sustainable offer status	Green Premium product
REACH Regulation	 REACH Declaration
EU RoHS Directive	Compliant  EU RoHS Declaration
Mercury free	Yes
RoHS exemption information	 Yes
China RoHS Regulation	 China RoHS Declaration
Environmental Disclosure	 Product Environmental Profile

Circularity Profile

 [End Of Life Information](#)

WEEE

The product must be disposed on European Union markets following specific waste collection and never end up in rubbish bins.

Contractual warranty

Warranty

18 months
