

Product availability: Non-Stock - Not normally stocked in distribution facility



Main

Product or component type	Braking resistor
---------------------------	------------------

Complementary

Range compatibility	Altivar Machine ATV320 Altivar Process ATV900 Altivar Machine ATV340
Product compatibility	Variable speed drive ATV930 wall mount 18.5 kW 380...480 V light cycle Variable speed drive ATV930 wall mount 22 kW 380...480 V light cycle Variable speed drive ATV930 wall mount 30 kW 380...480 V light cycle Variable speed drive ATV930 wall mount 5.5 kW 200...240 V light cycle Variable speed drive ATV930 wall mount 7.5 kW 200...240 V light cycle Variable speed drive ATV950 wall mount 18.5 kW 380...480 V light cycle Variable speed drive ATV950 wall mount 22 kW 380...480 V light cycle Variable speed drive ATV950 wall mount 30 kW 380...480 V light cycle Variable speed drive ATV930 wall mount 5.5 kW 200...240 V medium cycle Variable speed drive ATV930 wall mount 7.5 kW 200...240 V medium cycle Variable speed drive ATV340 15 kW 380...480 V light cycle Variable speed drive ATV340 18 kW 380...480 V light cycle Variable speed drive ATV340 22 kW 380...480 V light cycle Variable speed drive ATV320 4 kW 200...240 V Variable speed drive ATV320 5.5 kW 200...240 V Variable speed drive ATV320 15 kW 380...480 V Variable speed drive ATV930 22 kW 500...690 V light cycle Variable speed drive ATV930 30 kW 500...690 V light cycle Variable speed drive ATV930 37 kW 500...690 V light cycle Variable speed drive ATV930 30 hp 600 V light cycle Variable speed drive ATV930 40 hp 600 V light cycle Variable speed drive ATV930 50 hp 600 V light cycle
Braking cycle	Light cycle heavy duty) <0.8 s 150 % 40 s Light cycle normal duty) <0.8 s 120 % 40 s Medium cycle normal duty) <4 s 135 % 40 s Medium cycle heavy duty) <4 s 165 % 40 s
Average power available	1.1 kW 122 °F (50 °C)
Ohmic value	16 Ohm
Electrical connection	Terminal <= 10 mm ² / AWG 8 drive Terminal <= 2.5 mm ² / AWG 12 temperature control switch
Protection type	Thermal protection via drive or temperature control switch 120 °C
[Ue] rated operational voltage	24 V DC 250 V AC
Width	7.48 in (190 mm)
Height	22.44 in (570 mm)
Depth	7.09 in (180 mm)
Product weight	8.38 lb(US) (3.8 kg)

The information provided in this documentation contains general descriptions and/or technical characteristics of the performance of the products contained herein. This documentation is not intended as a substitute for and is not to be used for determining suitability or reliability of these products for specific user applications. It is the duty of any such user or integrator to perform the appropriate and complete risk analysis, evaluation and testing of the products with respect to the relevant specific application or use thereof. Neither Schneider Electric Industries SAS nor any of its affiliates or subsidiaries shall be responsible or liable for misuse of the information contained herein.

Environment

Ambient air temperature for operation	32...122 °F (0...50 °C)
Ambient air temperature for storage	-13...158 °F (-25...70 °C)
IP degree of protection	IP20

Ordering and shipping details

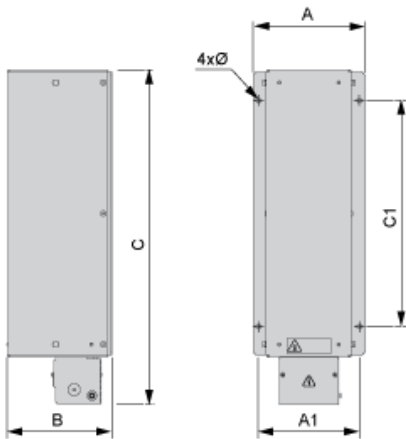
Category	22209 - ATV650
Discount Schedule	CP4E
GTIN	03606480802270
Package weight(Lbs)	4.45 kg (9.8 lb(US))
Returnability	No
Country of origin	DE

Offer Sustainability

EU RoHS Directive	Pro-active compliance (Product out of EU RoHS legal scope) EU RoHS Declaration
Toxic heavy metal free	Yes
Mercury free	Yes
RoHS exemption information	Yes
China RoHS Regulation	China RoHS Declaration

Dimensions

Right Side and Front View



Dimensions in mm

A	B	C	A1	C1	Ø
190	180	570	170	380	6.6 x 9

Dimensions in in.

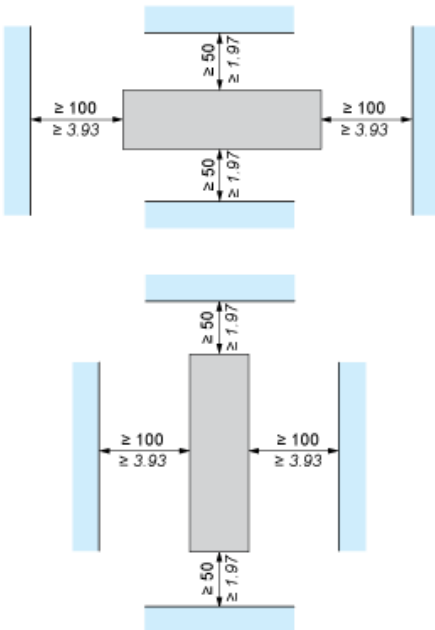
A	B	C	A1	C1	Ø
7.48	7.09	22.44	6.69	14.96	0.26 x 0.35

Mounting and Clearance



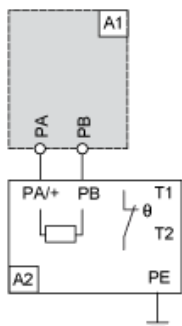
(1) Braking resistor

mm
in.



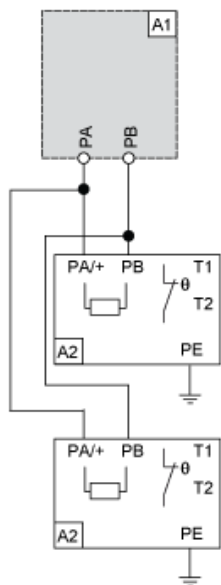
Recommended Schema

1 Braking Resistor



- A1 : Drive or external braking unit
- A2 : Braking resistor
- PA, Bus DC
- PB :
- T1, Temperature control switch
- T2 :

2 Braking Resistors



- A1 : Drive or external braking unit
- A2 : Braking resistor
- PA, Bus DC
- PB :
- T1, Temperature control switch
- T2 :