


Transformers



Description

- Epoxy encapsulated coils up through 750VA
- Epoxy resin impregnated coils 1 kVA to 5 kVA
- Provides stepped down voltages for machine tool control devices and industrial control panels
- Laminations of high quality silicon steel
- Minimum core loss
- Optimized performance
- Copper magnet wire providing the highest quality and efficient operation
- Molded-in terminals
- 80°C rise, 130°C insulation system
- 50/60 Hz
- UL File # E175311
- CSA File #LR27533
- IP 20 Touch safe covers available as an option

General information

Catalog number explanation

X 4 100 PS F1 /C

T - Industrial control transformer
X - New generation industrial control transformer

Primary voltage rating ①
 4 - 460V, 230V & 208V
 6 - 575V & 600V

VA rating
 045 = 45VA 350 = 350VA
 050 = 50VA 500 = 500VA
 075 = 75VA 750 = 750VA
 100 = 100VA 1K = 1000VA
 150 = 150VA 1.5K = 1500VA
 200 = 200VA 2K = 2000VA
 250 = 250VA 3K = 3000VA
 300 = 300VA 5K = 5000VA

Example: T4100PSF1

- ABB Industrial control transformer
- Primary voltage: 460V, 230V and 208V
- 100 VA rating
- Primary & secondary fuse blocks provided
- Secondary voltage 115/24V
- Optional IP 20 terminal covers

Option ③
 Add \$15 to list price

IP 20 Terminal covers
 Meets finger safe or touch safe requirements for IEC specification 529. Available 50VA thru 750VA

Secondary voltage(s) ②
 F = 24V
 1 = 115V
 F1 = 115/24V dual secondary ②

Fuse blocks
 P = primary fuse block (2 pole Class CC, less fuses)
 S = secondary fuse clip (13/32" x 1 1/2", less fuse)

① Consult factory for applications with different voltages.

② Whenever both secondary voltages are to be used at the same time, remove the secondary fuse clip and use a separate mounted 2 pole fuse block.

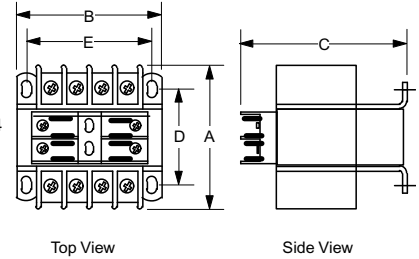
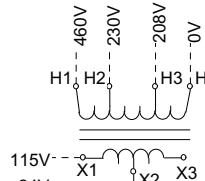
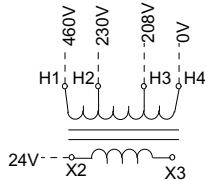
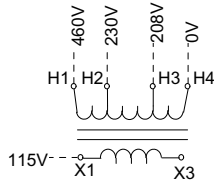
③ Includes terminal and fuse covers.

Transformers



X4045SF1

Primary voltage – 460/230/208V, 480/240V, 440/220/200V
Secondary voltage – 115/24V @, 120/25V, 110/23V

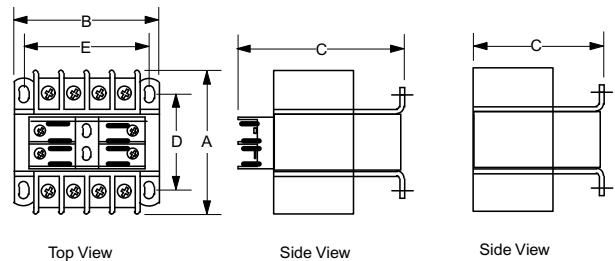
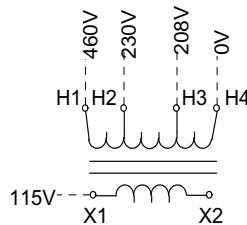


VA Rating	Catalog number	List Price	Output Amps 24/115	Dimensions										Mounting slots	
				A		B		C		D		E		in	mm
				in	mm	in	mm	in	mm	in	mm	in	mm		
45	X4045SF1	\$ 72.70	1.90 / 0.39	4½	115	3	76	3⅞	80	2⅞	72	2½	64	⅜ x 7/16	5 x 12
50	X4050PSF1	83.88	2.08 / 0.44	4½	115	3	76	4	102	2⅞	72	2½	64	⅜ x 7/16	5 x 12
75	X4075PSF1	93.20	3.13 / 0.65	4½	114	3⅞	86	4 ⅜	110	2¾	71	2¾	71	⅜ x 7/16	5 x 12
100	X4100PSF1	102.52	4.17 / 0.87	4½	115	3¾	95	4⅝	118	3	76	3⅞	80	⅜ x 7/16	5 x 12
150	X4150PSF1	109.98	6.25 / 1.30	5	128	3¾	95	4⅝	118	3⅞	81	3⅞	80	⅜ x 7/16	5 x 12
200	X4200PSF1	130.48	8.33 / 1.74	4⅝	111	4½	114	5¼	134	3	76	3¾	95	⅜ x 7/16	5 x 12
250	X4250PSF1	145.39	10.42 / 2.17	4¾	120	4½	114	5¼	134	3	76	3¾	95	⅜ x 7/16	5 x 12
300	X4300PSF1	158.44	12.50 / 2.61	6⅞	155	5¼	133	6	151	3⅞	98	4⅝	111	⅝ x 1⅞	8 x 27
350	X4350PSF1	171.49	14.58 / 3.04	6⅞	155	5¼	133	6	151	3⅞	98	4⅝	111	⅝ x 1⅞	8 x 27
500	X4500PSF1	229.27	20.84 / 4.35	7⅞	181	5¼	133	5⅞	131	5.37	136	4⅝	111	⅝ x 1⅞	8 x 27



X4750PSF1

Primary voltage – 460/230/208V, 480/240V, 440/220/200V
Secondary voltage – 115V, 120V, 110V



VA Rating	Catalog Number	List Price	Output Amps	Dimensions										Mounting slots	
				A		B		C		D		E		in	mm
				in	mm	in	mm	in	mm	in	mm	in	mm		
750	X4750PS1	\$ 270.28	6.52	7⅞	193	5¼	133	6	151	5¾	146	4⅞	111	⅝ x 1⅞	8 x 27
1000	X41K1	298.24	8.70	7⅞	181	6⅜	162	5⅝	137	4½	114	5⅝	135	⅝ x 1⅞	8 x 17
1500	X41.5K1	428.72	13.04	7½	191	6¾	171	5⅞	144	4⅞	113	6⅞	154	⅝ x 9/16	7 x 14
2000	X42K1	521.92	17.39	8¼	210	6¾	171	5⅞	144	5¼	133	6⅞	154	⅝ x 9/16	7 x 14
3000	X43K1	736.28	26.09	8⅞	217	9	229	7½	191	5¾	147	7½	191	7/16 x ¾	11 x 19
5000	X45K1	1,230.24	43.48	10½	267	9	229	10⅞	259	6½	165	6⅞	165	7/16 x ¾	11 x 19



T41K1

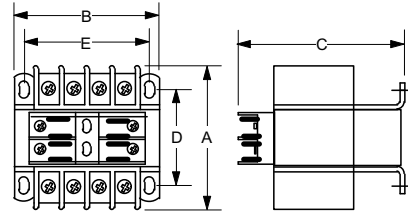
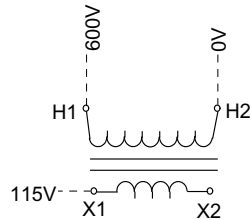
① Primary & secondary fuse block provided as standard (750VA unit, only).
 ② Whenever both secondary voltages are to be used at the same time, remove the secondary fuse clip and use a separate mounted 2 pole fuse block.

Transformers



T6045S1

Primary voltage — 600/575/550V
Secondary voltage — 120/115/110V



Top View

Side View

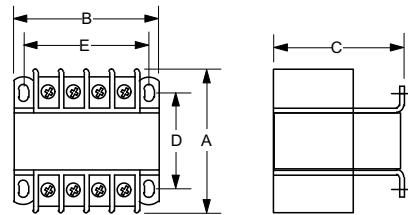
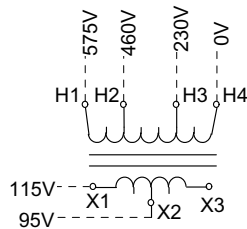
VA Rating	Catalog Number	List Price	Output Amps	Dimensions										Mounting slots	
				A		B		C		D		E		in	mm
45	T6045SF1	\$ 76.42	0.43	3	76	3	76	2 9/16	65	2	51	2 1/2	64	13/64 X 3/8	5 x 10
50	T6050PSF1	116.46	0.43	3	76	3	76	3 15/16	100	2	51	2 1/2	64	13/64 X 3/8	5 x 10
75	T6075PSF1	96.93	0.65	3 1/2	89	3	76	3 15/16	100	2 1/2	64	2 1/2	64	13/64 X 3/8	5 x 10
100	T6100PSF1	140.99	0.87	3 3/8	86	3 3/8	86	4 1/4	108	2 3/8	60	2 13/16	71	13/64 X 3/8	5 x 10
150	T6150PSF1	183.88	1.3	4	102	3 3/4	95	4 9/16	116	2 7/8	73	3 1/8	79	13/64 X 3/8	5 x 10
200	T6200PSF1	208.40	1.74	4	102	4 1/2	114	5 3/16	132	2 1/2	64	3 3/4	95	13/64 X 3/8	5 x 10
250	T6250PSF1	281.93	2.17	4 3/8	111	4 1/2	114	5 3/16	132	2 7/8	73	3 3/4	95	13/64 X 3/8	5 x 10
300	T6300PSF1	175.22	2.61	4 3/4	121	4 1/2	114	5 3/16	132	3 1/4	83	3 3/4	95	13/64 X 3/8	5 x 10
350	T6350PSF1	188.26	3.04	5 1/4	133	4 1/2	114	5 3/16	132	3 3/4	95	3 3/4	95	13/64 X 3/8	5 x 10
500	T6500PSF1	246.05	4.35	5 3/8	137	5 1/4	133	6 1/8	156	4 1/8	105	4 3/8	111	5/16 X 1 1/16	8 x 17
750	T6750PSF1	326.20	6.52	7	178	5 1/4	133	6 1/8	156	4 3/8	146	4 3/8	111	5/16 X 1 1/16	8 x 17

12



T61K1

Primary voltage — 575/460/230V
Secondary voltage — 115 - 95V



Top View

Side View

VA Rating	Catalog Number	List Price	Output Amps	Dimensions										Mounting slots	
				A		B		C		D		E		in	mm
1000	T61K1	\$ 547.54	6.52	7 1/8	184	6 3/8	162	5 3/8	137	4 1/2	114	5 3/16	135	5/16 X 1 1/16	8 x 17
1500	T61.5K1	642.12	8.70	8 1/4	210	6 3/4	171	5 11/16	144	5 1/4	133	6 1/16	154	9/32 X 9/16	7 x 14
2000	T62K1	865.02	13.04	7 9/16	192	9	229	7 9/16	192	4 3/16	106	6 1/2	165	7/16 X 3/4	11 x 19
3000	T63K1	1,608.33	17.39	8 5/8	219	9	229	7 9/16	192	5 1/4	133	6 1/2	165	7/16 X 3/4	11 x 19
5000	T65K1	2,277.81	26.09	13 1/2	343	9	229	10 3/16	259	8 1/4	210	6 1/2	165	7/16 X 3/4	11 x 19