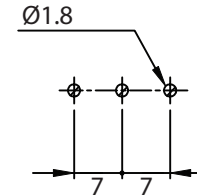
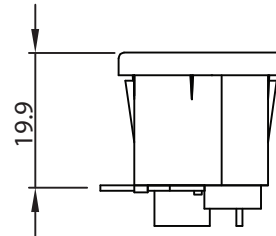
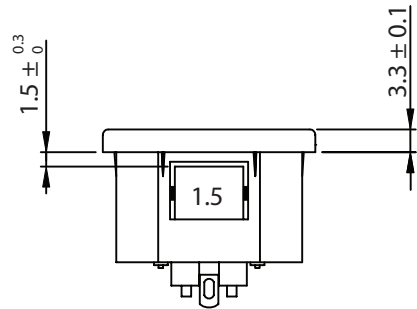
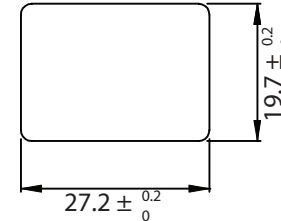
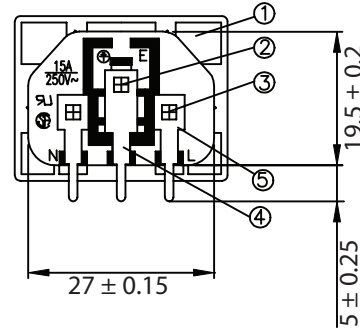
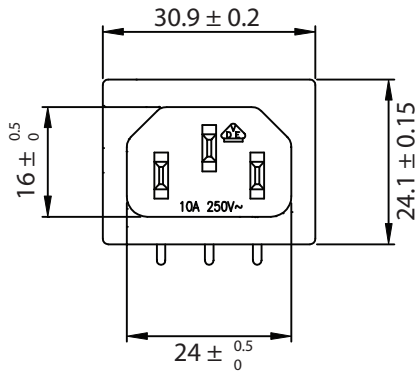


THESE DRAWINGS ARE THE PROPERTY OF QUALTEK ELECTRONICS AND NOT TO BE REPRODUCED FOR OR COMMUNICATED TO A THIRD PARTY WITHOUT THE EXPRESS WRITTEN PERMISSION OF AN OFFICER OF QUALTEK ELECTRONICS.

REVISION			
REV.	DESCRIPTION	DATE	APPROVED
B	RoHS Compliancy	06-01-06	DP
C	Updated Approvals	07-18-08	DP
D	Added Dimensions	05-09-12	LY



P.C.B. LAYOUT



PANEL CUTOUT

**CONTROLLED**

NOTES:

RATING:

UL, CSA: 15A 250V AC  
 VDE: 10A 250V AC  
 APPROVALS: UL, CSA, VDE, CCC  
 PANEL THICKNESS: 1.5mm  
 RoHS COMPLIANT

5	Soldering PIN Brass Strip t=0.8mm Tin-Plated	2
4	Soldering PIN Brass Strip t=0.8mm Tin-Plated	1
3	Contact PIN Brass Strip t=2mm Ni-Plated	2
2	Contact PIN Brass Strip t=2mm Ni-Plated	1
1	Body Insulator PC Black Color	1

Dim range (mm)	Tolerance +/- (mm)	Qualtek Electronics Corp. PPC DIVISION		
		Part Number: 701W-15/06	RoHS Compliant	
0-1	0.15	Description: AC RECEPTACLE		
1-6	0.20			
6-18	0.40		UNIT: mm	REV. D
18-50	0.60			
50-120	0.70	Drawn / Date	Checked / Date	Approved / Date
120-250	0.90	S.TSAI 03-30-01	03-30-01	JJH / 03-30-01
250-500	1.20			