

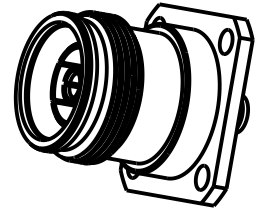
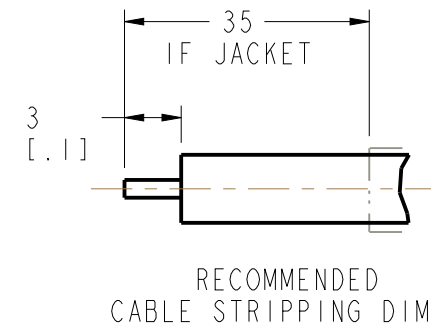
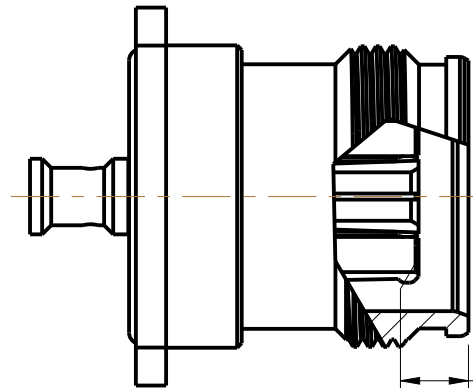
NOTES:

- MATERIALS AND FINISHES:**
 BODY - BRASS, WHITE BRONZE PLATING
 CONTACT-OUTER - PHOSPHOR BRONZE, SILVER PLATING
 CONTACT - BeCu, SILVER PLATING
 INSULATOR - PTFE, NATURAL
 O-RING - EPDM, BLACK
- ELECTRICAL:**
 A. IMPEDANCE: 50 OHM
 B. FREQUENCY RANGE: DC - 6 GHz
 C. VSWR: 1.08 MAX.@ DC -3 GHz
 D. INSERTION LOSS: 0.05XSQRT[F(GHz)] dB MAX.
 E. VOLTAGE RATING: 500 VRMS
 F. DIELECTRIC WITHSTANDING VOLTAGE: 1500 VRMS MIN.
 G. INSULATION RESISTANCE: 5000 MΩ MIN.
 H. INTERMODULATION 3RD ORDER: -166 dBc MAX. (2 X 43 dBm)
- MECHANICAL:**
 A. DURABILITY: 100 CYCLES MIN.
 B. TEMPERATURE RANGE: -65° C TO +165° C
 C. COMPATIBLE WITH ALL STANDARD 4.3/10 PLUGS

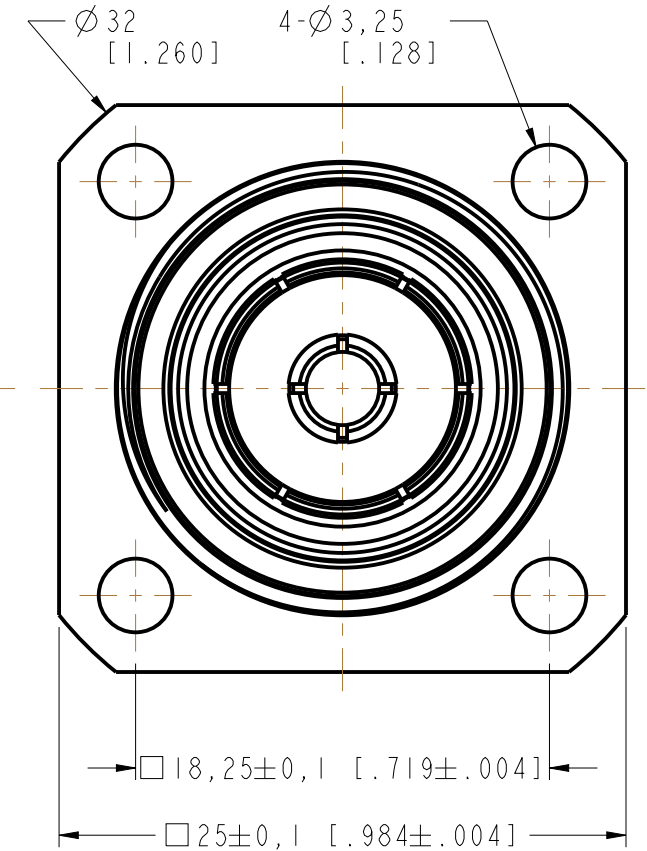
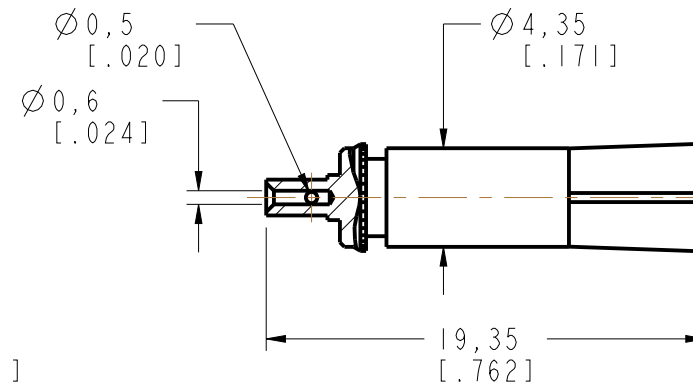
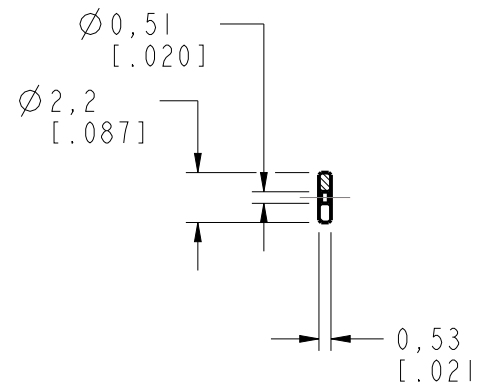
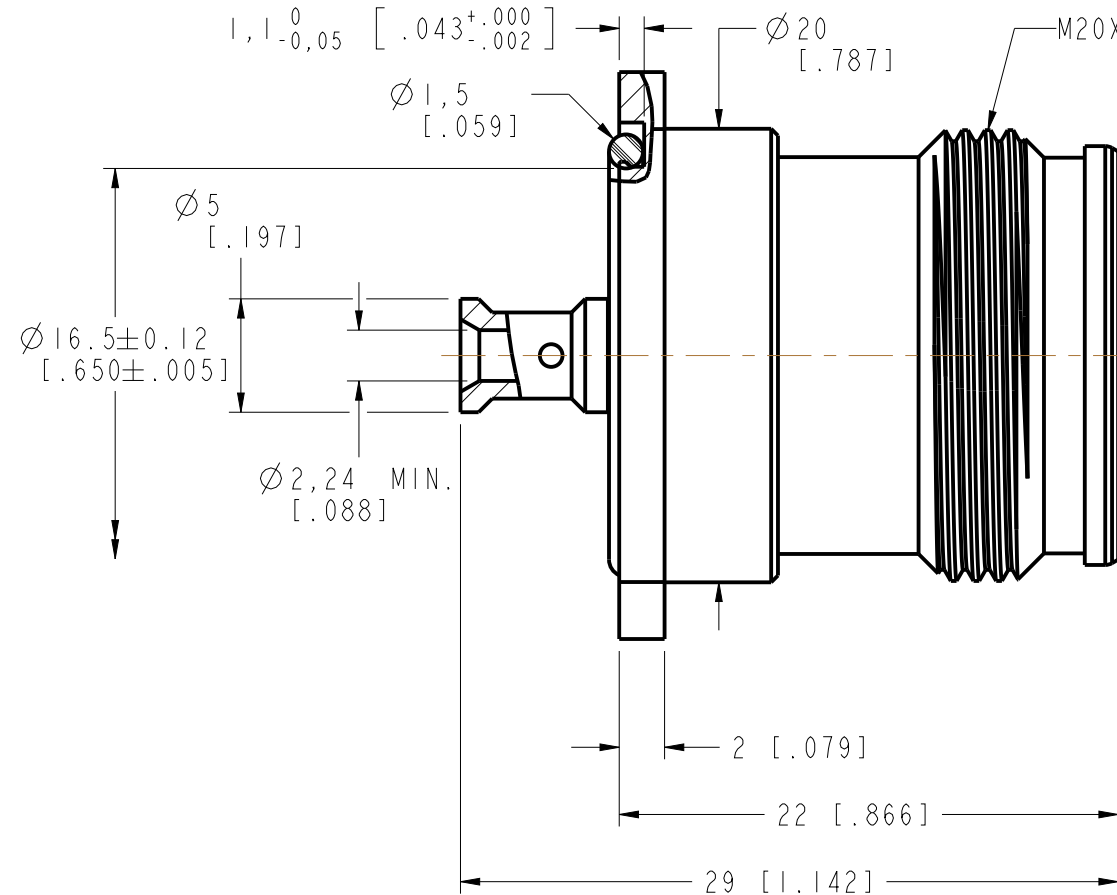
- PACKAGING:**
 A. QUANTITY: PACK 10PCS/TRAY
 B. MARKING: TRAY TO BE MARKED
 "AMPHENOL RF, 431-119J-52S, AND DATE CODE"
- CONTACT PIN TO SOLDER**

THIRD ANGLE PROJ.

		REVISIONS		
REV	DESCRIPTION	DATE	ECO	APPR
A	RELEASE TO MFG.	09-Aug-16	01321	KCE
B	NOTE 3A 100 WAS 500	1/9/17	02802	KS



3,3±0,15
[.130±.006]
CENTER CONTACT TO BODY
FOR ASSEMBLY



CUSTOMER OUTLINE DRAWING

ALL OTHER SHEETS ARE FOR INTERNAL USE ONLY

UNLESS OTHERWISE SPECIFIED, DIMENSIONS ARE IN METRIC AND TOLERANCES ARE:
 <0.5mm ±0.05mm 0.5 - 6mm ±0.1mm 6 - 30mm ±0.2mm 30 - 120mm ±0.3mm ANGLES ±1°

NOTICE - These drawings, specifications, or other data (1) are, and remain the property of Amphenol corp. (2) must be returned upon request; and (3) are confidential and not to be disclosed to any person other than those to whom they are given by Amphenol Corp. the furnishing of these drawings, specifications, or other data by Amphenol Corp., or to any other person for any purpose is not to be regarded by implication or otherwise in any manner licensing, granting rights to permitting such holder or any other person to manufacture, use or sell any product, process or design, patented or otherwise, that may in any way be related to or disclosed by said drawings, specifications, or other data.

MATERIAL	DRAWN M.ZHANG	DATE 09-Aug-16	TITLE 4.3-10 STR JACK FOR .086"	Amphenol RF www.amphenolrf.com
REFERENCE EAR 6645	ENGINEER K.ZHANG	DATE 21-Jul-15	SEMI-RIGID CABLE	
FINISH	APPROVED S.HSIEH	DATE 16-Aug-16	SCALE: 3.0:1.0 SHEET 2 OF 2	DRAWING NO. 43106581A2-001-ATS-50
	CAD FILE		DWG SIZE B	REV B
				ITEM NO. 886581AAB45AB5F
				PART NO. 431-119J-52S