



Product Selector - 1SXP210003C0201

ABB Molded Case Circuit Breakers Formula, Tmax XT & Tmax T ranges

Power and productivity
for a better world™



Index

[Table of contents](#)

1

[Formula ranges](#)

2

[Tmax XT ranges](#)

3

[Tmax T ranges](#)

4

Formula ranges 2/1

General Information

Introduction	2/2
Circuit breakers for power distribution	2/3
Catalog number explanation	2/4

Ordering details

A1, 100A	2/5
A2, 250A	2/6
Accessories	2/7

Tmax XT ranges 3/1

General Information

Introduction	3/2
Circuit breakers for power distribution	3/4
Catalog number explanation	3/6

Ordering details

XT1, 125A, 600Y/347VAC	3/10
XT1 Accessories	3/12
XT2, 125A, 600VAC	3/19
XT2 Accessories	3/24
XT3, 225A, 600Y/347VAC	3/34
XT3 Accessories	3/36
XT4, 250A, 600VAC	3/43
XT4 Accessories	3/52

Tmax T ranges 4/1

General Information

Introduction	4/2
Circuit breakers for power distribution	4/4
Catalog number explanation	4/6

Ordering details

T5, 300/400/600A, 600VAC	4/13
T6, 600/800A, 600VAC	4/15
Accessories	4/17
T7, 1000/1200A, 600VAC	4/24
T7M, 1000/1200A, 600VAC	4/27
Accessories	4/30
T8, 1600/2000/2500/3000A, 600VAC	4/36
Accessories	4/39

Formula ranges

Formula ranges 2/1

General Information

Introduction	2/2
Circuit breakers for power distribution	2/3
Catalog number explanation	2/4

Ordering details

A1, 100A	2/5
A2, 250A	2/6
Accessories	2/7

Formula ranges

Introduction



The FORMULA circuit breakers from 15A to 250A consist of the interruption part together with the trip unit and can be installed:

- Directly on the back plate of cubicles
- On a DIN rail

2

They are characterized by:

- Fixed version
- Polarity: 1 pole, 2 poles, 3 poles
- Maximum breaking capacity of 25kA at 240V AC
- Fixed thermomagnetic trip unit (TMF) for protection of networks in alternating current
- A single depth of 2.36"
- Standard front terminals



Formula ranges

Circuit breakers for power distribution

Molded case circuit breakers (MCCB)			A1		A2	
Frame Size		[A]	100		250	
Rated Current		[A]	15...100		125...250	
Poles		[No.]	1, 2, 3		2, 3	
Rated voltage	(AC) 50-60Hz	[V]	240		240	
	(DC)	[V]	250 (2p,3p)		250 (2p,3p)	
Versions			Fixed		Fixed	
Interrupting ratings			A		N	
Poles			[1p]	[2,3p]	[1p]	[2,3p]
	240 V (AC)	[kA]	10	10	18	25
	250 V (DC) 3 poles in series	[kA]	–	5	–	10
Mechanical life		[No. Operations]	8500		10000	
Dimensions - Fixed (Width x Depth x Height)	1 pole	[mm]/[in]	[25.4 x 60 x 130] / [1 x 2.36 x 5.12]		–	
	2 poles	[mm]/[in]	[50.8 x 60 x 130] / [2 x 2.36 x 5.12]		[70 x 60 x 150] / [2.76 x 2.36 x 5.91]	
	3 poles	[mm]/[in]	[76.2 x 60 x 130] / [3 x 2.36 x 5.12]		[105 x 60 x 150] / [4.13 x 2.36 x 5.91]	
Weight	1 pole	[kg]/[lbs]	[0.245] / [0.54]		–	
	2 poles	[kg]/[lbs]	[0.470] / [1.04]		[0.73] / [1.61]	
	3 poles	[kg]/[lbs]	[0.700] / [1.54]		[1.1] / [2.43]	
Total opening time	CB with SOR	[ms]	15		15	
	CB with UVR	[ms]	15		15	
Trip units for power distribution			■		■	
TMF			■		■	

Formula ranges

Catalog number explanation

A1	N	015	T	W	-2
1,2	3	4,5,6	7	8	9

2

1,2 - Formula prefix

A1	Formula A1 - up to 100A, 240Vac Thermal magnetic protection
A2	Formula A2 - from 125A to 250A, 240Vac Thermal magnetic and electronic protection

3 - Breaking capacity at 240Vac

	A1	A2
A (Adequate)	(1p) 10kA, (2,3p) 10kA	(2,3p) 10kA
N (Normal)	(1P) 18kA, (2,3p) 25kA	(2,3p) 25kA

4,5,6 - Amperage

015	15A (Formula A1 only)
020	20A (Formula A1 only)
025	25A (Formula A1 only)
030	30A (Formula A1 only)
040	40A (Formula A1 only)
050	50A (Formula A1 only)
060	60A (Formula A1 only)
070	70A (Formula A1 only)
080	80A (Formula A1 only)
090	90A (Formula A1 only)
100	100A (Formula A1 only)
125	125A (Formula A2 only)
150	150A (Formula A2 only)
175	175A (Formula A2 only)
200	200A (Formula A2 only)
225	225A (Formula A2 only)
250	250A (Formula A2 only)

7 - Protection trip unit

T	Thermal-Magnetic protection with fixed threshold
----------	--

8 - Connection

W	Without lugs
----------	--------------

9 - Number of poles

-1	1 pole version
-2	2 pole version
Blank	3 pole version

Formula ranges

Ordering details Formula A1



A1 100A TMF - Fixed (F) - 1 pole - Front terminals (F) - UL/CSA - Thermal-Magnetic (TMF) 240Vac

Thermal magnetic trip unit			IC Rating (240V)	A	
Type	I_n	I_s		10kA Part number	N 18kA Part number
TMF	15	400		A1A015TW-1	A1N015TW-1
	20	400		A1A020TW-1	A1N020TW-1
	25	400		A1A025TW-1	A1N025TW-1
	30	400		A1A030TW-1	A1N030TW-1
	40	400		A1A040TW-1	A1N040TW-1
	50	500		A1A050TW-1	A1N050TW-1
	60	600		A1A060TW-1	A1N060TW-1
	70	700		A1A070TW-1	A1N070TW-1
	80	800		A1A080TW-1	A1N080TW-1
	90	900		A1A090TW-1	A1N090TW-1
	100	1000		A1A100TW-1	A1N100TW-1



A1 100A TMF - Fixed (F) - 2 pole - Front terminals (F) - UL/CSA - Thermal-Magnetic (TMF) 240Vac

Thermal magnetic trip unit			IC Rating (240V)	A	
Type	I_n	I_s		10kA Part number	N 18kA Part number
TMF	15	400		A1A015TW-2	A1N015TW-2
	20	400		A1A020TW-2	A1N020TW-2
	25	400		A1A025TW-2	A1N025TW-2
	30	400		A1A030TW-2	A1N030TW-2
	40	400		A1A040TW-2	A1N040TW-2
	50	500		A1A050TW-2	A1N050TW-2
	60	600		A1A060TW-2	A1N060TW-2
	70	700		A1A070TW-2	A1N070TW-2
	80	800		A1A080TW-2	A1N080TW-2
	90	900		A1A090TW-2	A1N090TW-2
	100	1000		A1A100TW-2	A1N100TW-2



A1 100A TMF - Fixed (F) - 3 pole - Front terminals (F) - UL/CSA - Thermal-Magnetic (TMF) 240Vac

Thermal magnetic trip unit			IC Rating (240V)	A	
Type	I_n	I_s		10kA Part number	N 18kA Part number
TMF	15	400		A1A015TW	A1N015TW
	20	400		A1A020TW	A1N020TW
	25	400		A1A025TW	A1N025TW
	30	400		A1A030TW	A1N030TW
	40	400		A1A040TW	A1N040TW
	50	500		A1A050TW	A1N050TW
	60	600		A1A060TW	A1N060TW
	70	700		A1A070TW	A1N070TW
	80	800		A1A080TW	A1N080TW
	90	900		A1A090TW	A1N090TW
	100	1000		A1A100TW	A1N100TW

Formula ranges

Ordering details Formula A2

2



A2 250A TMF - Fixed (F) - 2 pole - Front terminals (F) - UL/CSA - Thermal-Magnetic (TMF) 240Vac

Thermal magnetic trip unit			IC Rating (240V)	A		N	
Type	In	I ₃		10kA Part number	18kA Part number		
TMF	125	1250		A2A125TW-2	A2N125TW-2		
	150	1500		A2A150TW-2	A2N150TW-2		
	175	1750		A2A175TW-2	A2N175TW-2		
	200	2000		A2A200TW-2	A2N200TW-2		
	225	2250		A2A225TW-2	A2N225TW-2		
	250	2500		A2A250TW-2	A2N250TW-2		



A2 250A TMF - Fixed (F) - 3 pole - Front terminals (F) - UL/CSA - Thermal-Magnetic (TMF) 240Vac

Thermal magnetic trip unit			IC Rating (240V)	A		N	
Type	In	I ₃		10kA Part number	18kA Part number		
TMF	125	1250		A2A125TW	A2N125TW		
	150	1500		A2A150TW	A2N150TW		
	175	1750		A2A175TW	A2N175TW		
	200	2000		A2A200TW	A2N200TW		
	225	2250		A2A225TW	A2N225TW		
	250	2500		A2A250TW	A2N250TW		

Formula ranges

Ordering details accessories



EF terminal



FCCu terminal

Terminals

Type		1 pcs Part number	2 pcs Part number	3 pcs Part number	4 pcs Part number	6 pcs Part number
F Front terminals	A1	KA1F-1	KA1F-2	KA1F-3	KA1F-4	KA1F-6
	A2	KA2F-1	KA2F-2	KA2F-3	KA2F-4	KA2F-6
EF Extended front terminals ⁽¹⁾	A1	KA1EF-1	KA1EF-2	KA1EF-3	KA1EF-4	KA1EF-6
	A2	KA2EF-1	KA2EF-2	KA2EF-3	KA2EF-4	KA2EF-6
ES Extended spread terminals ⁽¹⁾	A1	KA1ES-1	KA1ES-2	KA1ES-3	KA1ES-4	KA1ES-6
	A2	KA2ES-1	KA2ES-2	KA2ES-3	KA2ES-4	KA2ES-6
FC CuAl 80A	A1	KA1080-1	KA1080-2	KA1080-3	KA1080-4	KA1080-6
FC CuAl 100A	A1	KA1100-1	KA1100-2	KA1100-3	KA1100-4	KA1100-6
FC CuAl 250A Cu cables and 225A Al cables	A2	KA2225-1	KA2225-2	KA2225-3	KA2225-4	KA2225-6
FC CuAl 80A	A2	KA2250-1	KA2250-2	KA2250-3	KA2250-4	KA2250-6

⁽¹⁾IEC rated only.



Terminal covers



Sealable screw

Terminals covers

Type	A1	A2
HTC, 3p (2pcs)	KA1HTC-3	KA2HTC-3
LTC, 3p (2pcs)	KA1LTC-3	KA2LTC-3
Sealable screws for terminal covers	KA2SSW-T	KA2SSW-T
Sealable screws for front	KA2SSW-F	KA2SSW-F



Phase barriers

Phase Separators

Type	A1 (2 pcs)	(4 pcs)	A2 (2 pcs)	(4 pcs)
PB 50mm	KA1PBL-2	KA1PBL-3	-	-
PB 80mm	-	-	KA2PBL-2	KA2PBL-3
PB 100mm	KA2PBH-2	KA2PBH-3	KA2PBH-2	KA2PBH-3



Bracket for DIN rail

DIN rail adaptor

Type	A1 - A2 Part number
Bracket for 1p, 2p, 3p versions	KA2DIN

Formula ranges

Ordering details accessories

2



Direct rotary handle



Extended rotary handle



Fixed padlock in open position (PLL)



Fixed padlock in open and closed position (PLL)



Removable padlock in open position (PLL)



Key lock for direct handle



Key lock for extended handle

Rotary Handle Component

Type	A1 - A2 Part number
RHD (direct standard)	KA2RHD
RHD_EM (direct Emergency colour)	KA2RHDEM
RHE (returned standard)	KA2RHE
RHE_EM (returned emergency colour)	KA2RHEEM
RHE_B (rotary mechanism only)	KA2RHE-B
RHE_S (Rod only)	KA2RHE-S
RHE-H (standard handle only)	KA2RHE-H
RHE_EM (emergency colour handle only)	KA2RHE-HEM
Pistol handle NEMA 1,3R,12 black	OHB65J10B
Pistol handle NEMA 4,4X black	OHB65L10B
Shaft for pistol handle 500mm	OXF10X500

Padlocks for lever operating mechanism (PLL)

Type	A1 - A2 Part number
Removable in open position	KA2LDOR
Fixed in open position	KA2LDO
Fixed in open and closed position	KA2LD

Keylock on handle and operating mechanism (IEC only)

Type	A1 - A2 Part number
RHL-D Open position, different keys	KA2RHLO
RHL-S Open position, same keys type A	KA2RHLO-A
RHL-S Open position, same keys type B	KA2RHLO-B
RHL-S Open position, same keys type C	KA2RHLO-C
RHL-S Open position, same keys type D	KA2RHLO-D
RHL-D Open/Closed position, different keys	KA2RHL

Formula ranges

Ordering details accessories



Cabled service release
SOR-C and UVR-C

Shunt Opening Release (cabled) - SOR-C

Type	A1 - A2 Part number
SOR-C 12 Vdc	KA2S9
SOR-C 24-30V ac/dc	KA2S8
SOR-C 48-60V ac/dc	KA2S7
SOR-C 110-127V ac/dc	KA2S4
SOR-C 220-240Vac, 220-250Vdc	KA2S2

Undervoltage Release (cabled) - UVR-C

Type	A1 - A2 Part number
UVR-C 12 Vdc	KA2U9
UVR-C 24-30V ac/dc	KA2U8
UVR-C 48V ac/dc	KA2U7
UVR-C 60V ac/dc	KA2U5
UVR-C 110-127Vac, 110-125Vdc	KA2U4
UVR-C 220-240Vac, 220-250Vdc	KA2U2



Cabled auxiliary contact

Auxiliary contacts (cabled version with numbered cables) - AUX-C

Type	A1, 2p Part number	A1, 3p Part number	A2, 2p Part number	A2, 3p Part number
AUX-C, 1Q + 1SY, 250V ac/dc	KA2AS-2	KA2AS	-	KA2AS
AUX-C, 2Q + 1SY, 250V ac/dc	-	KA2AS2	KA2AS2-2	KA2AS2
AUX-C, 1Q + 1SY, 24Vdc	KA2ASAU-2	KA2ASAU	-	KA2ASAU
AUX-C, 2Q + 1SY, 24Vdc	-	KA2AS2AU	KA2AS2AU-2	KA2AS2AU

Auxiliary contacts (cabled version spare parts IEC only)

Type	A1 - A2 Part number
AUX-C, 250V, 1 CONT.	KA2ASSP



Early auxiliary contact

Early auxiliary contacts (IEC only) - AUE-C

Type	A1 - A2 Part number
AUE-C	KA2RH-EM

Tmax XT ranges

Tmax XT ranges 3/1

General Information

Introduction	3/2
Circuit breakers for power distribution	3/4
Catalog number explanation	3/6

Ordering details

XT1, 125A, 600Y/347VAC	3/10
XT1 Accessories	3/12
XT2, 125A, 600VAC	3/19
XT2 Accessories	3/24
XT3, 225A, 600Y/347VAC	3/34
XT3 Accessories	3/36
XT4, 250A, 600VAC	3/43
XT4 Accessories	3/52

Tmax XT ranges

Introduction

3

The new SACE Tmax XT go everywhere and fear no tests because they are made to respond successfully to all plant engineering requirements, from the standard to the most technologically advanced, thanks to the extraordinary fullness of their range. They provide a complete offering up to 250A for distribution, for energy metering, for motor protection, for generator protection, as switch-disconnectors and for any other needs. In addition, a new range of both thermomagnetic and electronic protection trip units, interchangeable right from the smallest frames, has been created. This is to say nothing of the new and vast line of dedicated accessories available, even for special applications.

All that remains is making a simple selection: XT1 and XT3, with ABB SACE's unquestioned reliability and safety, for standard installations, or XT2 and XT4, with top of the market performance, for technologically advanced installations. The new SACE Tmax XT: simply extraordinary, for any choice.

Ekip trip units are interchangeable and guarantee absolute tripping reliability and precision. Apart from the continuous green LED, which indicates correct operation of the protection trip unit, all the Ekip trip units also have an LED to signal intervention of all the protection functions.

To allow the Ekip units to communicate and exchange information with the other devices, the Ekip Com module can be inserted inside the circuit breaker, freeing space inside the electric panel.

All the Ekip trip units can be fitted with a vast range of dedicated accessories. The main accessories include:

- the Ekip Display, to be applied onto the front of the electronic trip unit for simpler setting and for better reading of information;
- the Ekip LED Meter, a device to be installed on the front of the trip unit to simplify current readings;
- the Ekip TT, the new trip test unit;
- the Ekip T&P, the extraordinary testing and programming unit.

Finally, for the first time an integrated energy metering function is available on the 250A frame Ekip: isn't all this simply XTraordinary?



Tmax XT ranges

Introduction

There are the 4 new SACE Tmax XT UL/CSA frames:

- XT1 available up to 125A
- XT2 available up to 125A with 600Vac ratings
- XT3 available up to 225A
- XT4 available up to 250A with 600Vac ratings

600Y/347VAC, 480VAC



XT1 - 125A



XT3 - 225A

600VAC



XT2 - 125A



XT4 - 250A

Tmax XT ranges

Circuit breakers for power distribution

3

Molded case circuit breakers (MCCB)			XT1		
Frame Size		[A]	125		
Rated		80% rated	■		
		100% rated TM	up to 100A		
		100% rated Ekip	-		
Poles		[No.]	3, 4		
Rated voltage	(AC) 50-60Hz	[V]	600Y/347		
	(DC)	[V]	500		
Versions			Fixed, Plug-in		
Interrupting ratings			N	S	H
	240 V (AC)	[kA]	50	65	100
	480 V (AC)	[kA]	25	35	65
	600Y/347 V (AC)	[kA]	18	22	25
	600 V (AC)	[kA]	-	-	-
	250 V (DC) 2 poles in series	[kA]	35	42	50
	500 V (DC) 3 poles in series	[kA]	-	-	-
	500 V (DC) 4 poles in series	[kA]	35	50	50
600 V (DC) 3 poles in series	[kA]	-	-	-	
Mechanical life		[No. Operations]	25000		
		[No. Hourly operations]	240		
Dimensions - Fixed (Width x Depth x Height)	3 poles	[mm]/[in]	[76,2 x 70 x 130] / [3 x 2.75 x 5.12]		
	4 poles	[mm]/[in]	[101,6 x 70 x 130] / [4 x 2.75 x 5.12]		
Weight	Fixed 3/4 poles	[kg]/[lbs]	[1,1 - 2.43] / [1,4 - 3.07]		
	Plug-in (EF) 3/4 poles	[kg]/[lbs]	[2,21 - 4.87] / [2,82 - 6.22]		
	Withdrawable (EF) 3/4 poles	[kg]/[lbs]	-		
Total opening time	CB with SOR	[ms]	15		
	CB with UVR	[ms]	15		
Trip units for power distribution	TMF		■		
	TMA		-		
	Ekip LS/I		-		
	Ekip I		-		
	Ekip LSI		-		
	Ekip LSIG		-		
	Ekip E-LSIG		-		
Interchangeable protection trip units			-		

⁽¹⁾ Current Limiting circuit breaker in 480V AC and 600V AC

⁽²⁾ 2-poles version available only as complete circuit breaker with TMF, trip units interchangeable; 4-poles version available only as complete circuit breaker from In=80 to In=250 with TMF, trip units interchangeable

⁽³⁾ With F, EF, ES, FCCuAI installation

⁽⁴⁾ 100kA up to 150A, 65kA from 175A up to 250A

Motor protection ⁽¹⁾			XT1	
Frame Size		[A]	125	
Poles		[No.]	3	
Rated service voltage	(AC) 50-60Hz	[V]	600Y/347	
	(DC)	[V]	500	
Versions			Fixed, Plug-in	
Rating level			H	
Trip units for motor protection	MA (MCP)		■	
	Ekip M-LIU (MPCB)		-	

⁽¹⁾ Available only as complete circuit breaker

Molded case disconnect switches (MCS)			XT1		
Frame Size		[A]	125		
Poles		[No.]	3, 4		
Rated voltage	(AC) 50-60Hz	[V]	600Y/347		
	(DC)	[V]	500 4p series / 3p CB up to 250V DC 2p series		
Versions			Fixed, Plug-in		
Rating level			N	S	H
Magnetic Override		[A]	1250		

Tmax XT ranges

Circuit breakers for power distribution

XT2						XT3		XT4					
125						225		250					
■						■		■					
up to 100A						fixed version only		up to 250A ⁽³⁾					
■						-		up to 250A ⁽³⁾					
3, 4						3, 4		2 (for N version) 3, 4					
600						600Y/347		600					
500						500		600					
Fixed, Plug-in, Withdrawable						Fixed, Plug-in		Fixed, Plug-in, Withdrawable					
N	S	H ⁽¹⁾	L ⁽¹⁾	V ⁽¹⁾	X	N	S	N	S	H ⁽¹⁾	L ⁽¹⁾	V ⁽¹⁾	X
65	100	150	200	200	200	50	65	65	100	150	200	200	200
25	35	65	100	150	200	25	35	25	35	65	100	150	200
-	-	-	-	-	-	10	10	-	-	-	-	-	-
18	22	25	35	42	45	-	-	18	22	25	50	65	100/65 ⁽⁴⁾
35	50	65	75	85	85	25	35	35	42	50	85	100	-
35	50	65	75	85	85	25	35	-	-	-	-	-	-
-	-	-	-	-	-	-	-	-	-	-	-	-	-
-	-	-	-	-	-	-	-	35	50	65	75	85	-
25000						25000		25000					
240						240		240					
[90 x 82,5 x 130] / [3,54 x 3,25 x 5,12]						[105 x 70 x 150] / [4,13 x 2,75 x 5,90]		[105 x 82,5 x 160] - [4,13 x 3,25 x 6,3]					
[120 x 82,5 x 130] / [4,72 x 3,25 x 5,12]						[140 x 70 x 150] / [5,51 x 2,75 x 5,90]		[140 x 82,5 x 160] - [5,51 x 3,25 x 6,3]					
[1,2 - 2,65] / [1,6 - 3,53]						[1,7 - 3,37] / [2,1 - 4,63]		[2,5 - 5,51] / [3,5 - 7,72]					
[2,54 - 5,60] / [3,27 - 7,21]						[3,24 - 7,14] / [4,1 - 9,04]		[4,19 - 9,24] / [5,52 - 12,17]					
[3,32 - 7,32] / [4,04 - 8,91]						-		[5 - 11,02] / [6,76 - 14,90]					
15						15		15					
15						15		15					
■						■		■					
■						-		■					
■						-		■					
■						-		■					
■						-		■					
■						-		■					
-						-		■					
■						-		■					

3

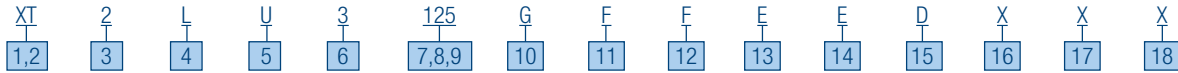
XT2		XT3		XT4	
125		225		250	
3		3		3	
600		600Y/347		600	
500		500		600	
Fixed, Plug-in, Withdrawable		Fixed, Plug-in		Fixed, Plug-in, Withdrawable	
H		S		H	
■		■		■	
■		-		■	

XT2					XT3		XT4				
125					225		250				
3, 4					3, 4		3, 4				
600					600Y/347		600				
500 3p series					500 3p series		600 3p series				
Fixed, Plug-in, Withdrawable					Fixed, Plug-in		Fixed, Plug-in, Withdrawable				
N	H	L	V		N	S	N	S	H	L	V
1250					2250		2500				

Tmax XT ranges

Catalog number explanation

Tmax XT Part number explanation



1,2 - Tmax XT prefix, XT

3 - Frame size	
1	XT1 - to 125A, 600Y/347V (UL) - Thermal magnetic protection
2	XT2 - to 125A, 600V (UL) - Thermal magnetic and electronic protection
3	XT3 - to 225A, 600Y/347V (UL) - Thermal magnetic protection
4	XT4 - to 250A, 600V (UL) - Thermal magnetic and electronic protection

4 - Breaking Capacity

	XT1	XT2	XT3	XT4
N	18kA @ 600Y/347Vac	18kA @ 600Vac	10kA @ 600Y/347Vac	18 @ 600Vac
S	22kA @ 600Y/347Vac	22kA @ 600Vac	10kA @ 600Y/347Vac	22 @ 600Vac
H	25kA @ 600Y/347Vac	25kA @ 600Vac	-	25 @ 600Vac
L	-	35kA @ 600Vac	-	50 @ 600Vac
V	-	42kA @ 600Vac	-	65 @ 600Vac
X	-	45kA @ 600Vac	-	100kA @ 600Vac ⁽¹⁾

⁽¹⁾ 100kA up to 150A. 65kA from 175A up to 250A

5 - Standard

U	UL standard version
Q	UL 100% rated version

6 - Number of poles

2	2 poles (XT4N UL version only)
3	3 poles
4	4 poles, 100% neutral

7,8,9 - Nominal current (amperage)

	XT1				XT2					XT3				XT4				
	TMF	Elect.	MCP (MA)	MCS	TMF/ TMA ⁽¹⁾	Elect.	MCP (MA)	Elect. LIU	MCS	TMF	MCP (MA)	Elect. LIU	MCS	TMF/ TMA ⁽²⁾	Elect.	MCP (MA)	Elect. LIU	MCS
003	-	-	3A	-	-	-	3A	-	-	-	-	-	-	-	-	-	-	-
007	-	-	7A	-	-	-	7A	-	-	-	-	-	-	-	-	-	-	-
010	-	-	-	-	-	10A	-	-	-	-	-	-	-	-	-	-	-	-
015	15A	-	15A	-	15A	-	15A	-	-	-	-	-	-	-	-	-	-	-
020	20A	-	-	-	20A	-	-	-	-	-	-	-	-	-	-	-	-	-
025	25A	-	-	-	25A	25A	-	25A	-	-	-	-	-	25A	-	25A	-	-
030	30A	-	30A	-	30A	-	30A	-	-	-	-	-	-	30A	-	-	-	-
035	35A	-	-	-	35A	-	-	-	-	-	-	-	-	35A	-	-	-	-
040	40A	-	-	-	40A	-	-	-	-	-	-	-	-	40A	40A	-	40A	-
045	45A	-	-	-	-	-	-	-	-	-	-	-	-	-	-	-	-	-
050	50A	-	50A	-	50A	-	50A	-	-	-	-	-	-	50A	-	50A	-	-
060	60A	-	-	-	60A	60A	-	60A	-	60A	-	-	-	60A	60A	-	60A	-
070	70A	-	70A	-	70A	-	70A	-	-	70A	-	-	-	70A	-	-	-	-
080	80A	-	80A	-	80A	-	80A	-	-	80A	-	-	-	80A	-	80A	-	-
090	90A	-	-	-	90A	-	-	-	-	90A	-	-	-	90A	-	-	-	-
100	100A	-	100A	-	100A	100A	100A	100A	-	100A	100A	-	-	100A	100A	100A	100A	-
110	110A	-	-	-	110A	-	-	-	-	110A	110A	-	-	110A	-	110A	-	-
125	125A	-	125A	125A	125A	125A	125A	-	125A	125A	125A	-	-	125A	-	125A	-	-
150	-	-	-	-	-	-	-	-	-	150A	150A	-	-	150A	150A	150A	150A	-
175	-	-	-	-	-	-	-	-	-	175A	-	-	-	175A	-	175A	-	-
200	-	-	-	-	-	-	-	-	-	200A	200A	-	-	200A	-	200A	-	-
225	-	-	-	-	-	-	-	-	-	225A	-	-	-	225A	225A	225A	225A	-
250	-	-	-	-	-	-	-	-	-	-	-	-	-	250A	250A	250A	-	250A

⁽¹⁾ XT2 TMF FIXED threshold up to 70A, TMA adjustable for 80A and higher.

⁽²⁾ XT4 2p version with TMF version only. XT4 3p TMF version up to 70A, TMA adjustable for 80A and higher. XT4 4p TMA version only

Tmax XT ranges

Catalog number explanation

10 - Trip unit	
A	Thermal magnetic fixed (TMF)
B	Thermal magnetic adjustable (TMD/TMA)
D	Molded case switch disconnecter (MCS)
E	Ekip LSI (Electronic, LSI protection)
F	Ekip LSI (Electronic, LSI protection)
G	Ekip LSIG (Electronic, LSIG protection)
H	Ekip E-LSIG (Electronic, LSIG plus measurements)
J	Ekip I (Electronic, Instantaneous trip only)
L	Ekip M-LIU (Electronic Motor Protector with integrated overload and phase loss detection)
M	Motor circuit protector (MCP - magnetic only (MA))

11 - Line side termination (top)	
F	F Front terminals, no lugs installed
A	FC Cu Terminals for Cu cables (Saddle Clamps)
B	FC CuAl Terminals for CuAl cables, 14-1/0 AWG, 110A (UL XT2) ⁽¹⁾
G	FC CuAl Terminals for CuAl cables, 14-1/0 AWG, 100A (UL XT3, UL XT4) ⁽²⁾
H	FC CuAl Terminals for CuAl cables, 14-1/0 AWG, 100A, Control Tap Included (UL XT3, UL XT4) ⁽¹⁾⁽²⁾
J	FC CuAl Terminals for CuAl cables, 4 AWG-300 kcmil, 225A (UL XT3, UL XT4) ⁽²⁾
K	FC CuAl Terminals for CuAl cables, 4 AWG-300 kcmil, 225A, Control Tap Included (UL XT3, UL XT4) ⁽¹⁾⁽²⁾
L	FC CuAl Terminals for CuAl Cables, 250-350 kcmil, 250A (UL XT4) ⁽¹⁾⁽²⁾
Z	MC Multi-cable terminals for Cu (6 wire)
1	EF Extended front terminals
2	ES Extended spread terminals
3	FB Terminals for flexible busbar (IEC only)
4	R Rear terminals (IEC only)
5	Panel board Adapter ⁽¹⁾
6	Plug-in kit (Must also use 6 for load side)
7	Withdrawable kit - XT2 & XT4 only (Must also use 7 for the load side)

⁽¹⁾Contact ABB for availability.

⁽²⁾Not available for XT4 X version to 150A.

Note: Additional terminal options are available as loose accessories for IEC versions. Please see the IEC catalog for more details.

12 - Load side termination (bottom)	
F	F Front terminals, no lugs installed
A	FC Cu Terminals for Cu cables (Saddle Clamps)
B	FC CuAl Terminals for CuAl cables, 14-1/0 AWG, 110A (UL XT2) ⁽¹⁾
G	FC CuAl Terminals for CuAl cables, 14-1/0 AWG, 100A (UL XT3, UL XT4) ⁽²⁾
H	FC CuAl Terminals for CuAl cables, 14-1/0 AWG, 100A, Control Tap Included (UL XT3, UL XT4) ⁽¹⁾⁽²⁾
J	FC CuAl Terminals for CuAl cables, 4 AWG-300 kcmil, 225A (UL XT3, UL XT4) ⁽²⁾
K	FC CuAl Terminals for CuAl cables, 4 AWG-300 kcmil, 225A, Control Tap Included (UL XT3, UL XT4) ⁽¹⁾⁽²⁾
L	FC CuAl Terminals for CuAl Cables, 250-350 kcmil, 250A (UL XT4) ⁽¹⁾⁽²⁾
Z	MC Multi-cable terminals for Cu (6 wire)
1	EF Extended front terminals
2	ES Extended spread terminals
3	FB Terminals for flexible busbar (IEC only)
4	R Rear terminals (IEC only)
6	Plug-in kit (Must also use 6 for line side)
7	Withdrawable kit - XT2 & XT4 only (Must also use 7 for the line side)

⁽¹⁾Contact ABB for availability.

⁽²⁾Not available for XT4 X version to 150A.

Note: Additional terminal options are available as loose accessories for IEC versions. Please see the IEC catalog for more details.

Tmax XT ranges

Catalog number explanation

3

13 - Internal accessories - left of mechanism

0	None
A	SOR Shunt trip 12V DC
B	SOR Shunt trip 24-30V AC/DC
C	SOR Shunt trip 48-60V AC/DC
D	SOR Shunt trip 110-127V AC / 110-125V DC
E	SOR Shunt trip 220-240V AC / 220-250V DC
F	SOR Shunt trip 380-440V AC
G	SOR Shunt trip 480-525V AC
Z	AUX 3Q 250V AC/DC (not available for withdrawable)
1	UVR Undervoltage release 24-30V AC/DC
2	UVR Undervoltage release 48V AC/DC
3	UVR Undervoltage release 60V AC/DC
4	UVR Undervoltage release 110-127V AC 110-125V DC
5	UVR Undervoltage release 220-240V AC 220-250V DC
6	UVR Undervoltage release 380-440V AC
7	UVR Undervoltage release 480-525V AC

Note: A second option for the left side of the mechanism is available on a 4-pole circuit breaker as a loose accessory.

14 - Internal accessories - right of mechanism

0	None
A	AUX 1Q, 1SY 250V AC/DC
B	AUX 2Q, 1SY 250V AC/DC (not available for withdrawable)
C	AUX 3Q, 1SY 250V AC/DC (not available for XT1)
D	AUX 3Q, 2SY 250V AC/DC (XT2, XT4)
E	AUX 2Q, 2SY, 1 S51 250V AC/DC (XT2, XT4)
F	AUX 1 S51 250V AC/DC (XT2, XT4)
G	AUX 1Q, 1SY 24V DC
H	AUX 3Q, 1SY 24V DC (not available for XT1)
J	AUX 1 S51 24V DC (XT2, XT4)
K	AUX 1Q, 1SY 400V AC (XT2, XT4 not compatible with other right side AUX)
L	AUX 2Q 400V AC (XT2, XT4 not compatible with other right side AUX)
1	Ekip Com (XT2, XT4, not compatible with other right side AUX)
2	Ekip Com + Aux 1S51 24V DC (XT2, XT4, not compatible with other right side AUX)
3	Ekip Com + Aux 1S51 250V AC/DC (XT2, XT4, not compatible with other right side AUX)

Tmax XT ranges

Catalog number explanation

15 - Front accessories	
0	None
A	Motor operator 24V DC
B	Motor operator 48-60V DC
C	Motor operator 110-125V AC/DC
D	Motor operator 220-250V AC/DC
E	Motor operator 380-440V AC
F	Motor operator 480 - 525V AC
G	PLL Fixed padlock device in open/closed position
H	PLL Fixed padlock device in open position
J	PLL Removable padlock device in open position (XT1, XT3)
K	FLD Front for locking operating lever mechanism (XT2, XT4)
L	RHD Normal direct handle
M	RHD Emergency direct handle
N	RHE Variable depth mechanism, standard
P	RHE Variable depth mechanism, with padlock
Q	RHD Normal direct handle + Early Aux contact, opening
R	RHD Emergency direct handle + Early Aux contact, opening
S	RHE Variable depth mechanism, standard + Early Aux contact, opening
T	RHE Variable depth mechanism, with padlock + Early Aux Contact, opening
U	RHD Normal direct handle + Early Aux contact, closing
V	RHD Emergency direct handle + Early Aux contact, closing
W	RHE Variable depth mechanism, standard + Early Aux contact, closing
X	RHE Variable depth mechanism, with padlock + Early Aux Contact, closing
1	Motor operator for use with Modbus 24V DC (IEC only)
2	Motor operator for use with Modbus 48-60V DC (IEC only)
3	Motor operator for use with Modbus 110-125V AC/DC (IEC only)
4	Motor operator for use with Modbus 220-250V AC/DC (IEC only)
5	Motor operator for use with Modbus 380-440V AC (IEC only)
6	Motor operator for use with Modbus 480 - 525V AC (IEC only)

16 - Key locks	
X	None
A	Ronis key lock, open position - A type
B	Ronis key lock, open position - B type
C	Ronis key lock, open position - C type
D	Ronis key lock, open position - D type
E	Ronis key lock, open position - different keys
F	Ronis key lock, open/closed - different keys (not available for motors)

Note: Key locks are available for placement on the circuit breaker, on rotary handle mechanisms or on motors. Key locks for motors are IEC only.

17 - For future use	
X	None

18 - Additional certifications		3yr warranty	4yr warranty	5yr warranty
X	None			
		3	4	5
Test certificate provided (in English)	E	A	B	C
Test certificate provided (in French)	F	G	H	J
Test certificate provided (in Spanish)	S	K	L	M

Note: Extended warranty options require additional paperwork to be completed per order.

Tmax XT ranges

Ordering details XT1

3

XT1 125A TMF - Fixed (F) - 3 poles - Front terminals (F) - UL/CSA

Thermal magnetic trip unit			IC Rating (600V/347V)	N 18kA Part number	S 22kA Part number	H 25kA Part number
Type	In	I _s				
TMF	15	500		XT1NU3015AFF000XXX	XT1SU3015AFF000XXX	XT1HU3015AFF000XXX
	20	500		XT1NU3020AFF000XXX	XT1SU3020AFF000XXX	XT1HU3020AFF000XXX
	25	500		XT1NU3025AFF000XXX	XT1SU3025AFF000XXX	XT1HU3025AFF000XXX
	30	500		XT1NU3030AFF000XXX	XT1SU3030AFF000XXX	XT1HU3030AFF000XXX
	35	500		XT1NU3035AFF000XXX	XT1SU3035AFF000XXX	XT1HU3035AFF000XXX
	40	500		XT1NU3040AFF000XXX	XT1SU3040AFF000XXX	XT1HU3040AFF000XXX
	45	500		XT1NU3045AFF000XXX	XT1SU3045AFF000XXX	XT1HU3045AFF000XXX
	50	500		XT1NU3050AFF000XXX	XT1SU3050AFF000XXX	XT1HU3050AFF000XXX
	60	600		XT1NU3060AFF000XXX	XT1SU3060AFF000XXX	XT1HU3060AFF000XXX
	70	700		XT1NU3070AFF000XXX	XT1SU3070AFF000XXX	XT1HU3070AFF000XXX
	80	800		XT1NU3080AFF000XXX	XT1SU3080AFF000XXX	XT1HU3080AFF000XXX
	90	900		XT1NU3090AFF000XXX	XT1SU3090AFF000XXX	XT1HU3090AFF000XXX
	100	1000		XT1NU3100AFF000XXX	XT1SU3100AFF000XXX	XT1HU3100AFF000XXX
	110	1100		XT1NU3110AFF000XXX	XT1SU3110AFF000XXX	XT1HU3110AFF000XXX
125	1250		XT1NU3125AFF000XXX	XT1SU3125AFF000XXX	XT1HU3125AFF000XXX	

XT1 125A TMF - Fixed (F) - 3 poles - Front terminals (F) - 100% rated UL/CSA

Thermal magnetic trip unit			IC Rating (600V/347V)	NQ 18kA Part number	SQ 22kA Part number	HQ 25kA Part number
Type	In	I _s				
TMF	15	500		XT1NQ3015AFF000XXX	XT1SQ3015AFF000XXX	XT1HQ3015AFF000XXX
	20	500		XT1NQ3020AFF000XXX	XT1SQ3020AFF000XXX	XT1HQ3020AFF000XXX
	25	500		XT1NQ3025AFF000XXX	XT1SQ3025AFF000XXX	XT1HQ3025AFF000XXX
	30	500		XT1NQ3030AFF000XXX	XT1SQ3030AFF000XXX	XT1HQ3030AFF000XXX
	35	500		XT1NQ3035AFF000XXX	XT1SQ3035AFF000XXX	XT1HQ3035AFF000XXX
	40	500		XT1NQ3040AFF000XXX	XT1SQ3040AFF000XXX	XT1HQ3040AFF000XXX
	45	500		XT1NQ3045AFF000XXX	XT1SQ3045AFF000XXX	XT1HQ3045AFF000XXX
	50	500		XT1NQ3050AFF000XXX	XT1SQ3050AFF000XXX	XT1HQ3050AFF000XXX
	60	600		XT1NQ3060AFF000XXX	XT1SQ3060AFF000XXX	XT1HQ3060AFF000XXX
	70	700		XT1NQ3070AFF000XXX	XT1SQ3070AFF000XXX	XT1HQ3070AFF000XXX
	80	800		XT1NQ3080AFF000XXX	XT1SQ3080AFF000XXX	XT1HQ3080AFF000XXX
	90	900		XT1NQ3090AFF000XXX	XT1SQ3090AFF000XXX	XT1HQ3090AFF000XXX
	100	1000		XT1NQ3100AFF000XXX	XT1SQ3100AFF000XXX	XT1HQ3100AFF000XXX

XT1 125A TMF - Fixed (F) - 4 poles - Front terminals (F) - UL/CSA

Thermal magnetic trip unit			IC Rating (600V/347V)	N 18kA Part number	S 22kA Part number	H 25kA Part number
Type	In	I _s				
TMF	15	500		XT1NU4015AFF000XXX	XT1SU4015AFF000XXX	XT1HU4015AFF000XXX
	20	500		XT1NU4020AFF000XXX	XT1SU4020AFF000XXX	XT1HU4020AFF000XXX
	25	500		XT1NU4025AFF000XXX	XT1SU4025AFF000XXX	XT1HU4025AFF000XXX
	30	500		XT1NU4030AFF000XXX	XT1SU4030AFF000XXX	XT1HU4030AFF000XXX
	35	500		XT1NU4035AFF000XXX	XT1SU4035AFF000XXX	XT1HU4035AFF000XXX
	40	500		XT1NU4040AFF000XXX	XT1SU4040AFF000XXX	XT1HU4040AFF000XXX
	45	500		XT1NU4045AFF000XXX	XT1SU4045AFF000XXX	XT1HU4045AFF000XXX
	50	500		XT1NU4050AFF000XXX	XT1SU4050AFF000XXX	XT1HU4050AFF000XXX
	60	600		XT1NU4060AFF000XXX	XT1SU4060AFF000XXX	XT1HU4060AFF000XXX
	70	700		XT1NU4070AFF000XXX	XT1SU4070AFF000XXX	XT1HU4070AFF000XXX
	80	800		XT1NU4080AFF000XXX	XT1SU4080AFF000XXX	XT1HU4080AFF000XXX
	90	900		XT1NU4090AFF000XXX	XT1SU4090AFF000XXX	XT1HU4090AFF000XXX
	100	1000		XT1NU4100AFF000XXX	XT1SU4100AFF000XXX	XT1HU4100AFF000XXX
	110	1100		XT1NU4110AFF000XXX	XT1SU4110AFF000XXX	XT1HU4110AFF000XXX
125	1250		XT1NU4125AFF000XXX	XT1SU4125AFF000XXX	XT1HU4125AFF000XXX	

Tmax XT ranges

Ordering details XT1

XT1 125A TMF - Fixed (F) - 4 poles - Front terminals (F) - 100% rated UL/CSA

Thermal magnetic trip unit			IC Rating (600Y/347V)	NQ 18kA Part number	SQ 22kA Part number	HQ 25kA Part number
Type	In	I ₃				
TMF	15	500		XT1NQ4015AFF000XXX	XT1SQ4015AFF000XXX	XT1HQ4015AFF000XXX
	20	500		XT1NQ4020AFF000XXX	XT1SQ4020AFF000XXX	XT1HQ4020AFF000XXX
	25	500		XT1NQ4025AFF000XXX	XT1SQ4025AFF000XXX	XT1HQ4025AFF000XXX
	30	500		XT1NQ4030AFF000XXX	XT1SQ4030AFF000XXX	XT1HQ4030AFF000XXX
	35	500		XT1NQ4035AFF000XXX	XT1SQ4035AFF000XXX	XT1HQ4035AFF000XXX
	40	500		XT1NQ4040AFF000XXX	XT1SQ4040AFF000XXX	XT1HQ4040AFF000XXX
	45	500		XT1NQ4045AFF000XXX	XT1SQ4045AFF000XXX	XT1HQ4045AFF000XXX
	50	500		XT1NQ4050AFF000XXX	XT1SQ4050AFF000XXX	XT1HQ4050AFF000XXX
	60	600		XT1NQ4060AFF000XXX	XT1SQ4060AFF000XXX	XT1HQ4060AFF000XXX
	70	700		XT1NQ4070AFF000XXX	XT1SQ4070AFF000XXX	XT1HQ4070AFF000XXX
	80	800		XT1NQ4080AFF000XXX	XT1SQ4080AFF000XXX	XT1HQ4080AFF000XXX
	90	900		XT1NQ4090AFF000XXX	XT1SQ4090AFF000XXX	XT1HQ4090AFF000XXX
	100	1000		XT1NQ4100AFF000XXX	XT1SQ4100AFF000XXX	XT1HQ4100AFF000XXX

3

XT1 125A MCP (MA) Fixed (F) - 3 poles - Front terminals (F) - UL/CSA

Magnetic trip unit			IC Rating (600Y/347V)	H 25kA Part number
Type	In	I ₃		
MCP	3	9...33		XT1HU3003MFF000XXX
	7	21...77		XT1HU3007MFF000XXX
	15	45...165		XT1HU3015MFF000XXX
	30	90...330		XT1HU3030MFF000XXX
	50	150...550		XT1HU3050MFF000XXX
	70	210...770		XT1HU3070MFF000XXX
	80	240...880		XT1HU3080MFF000XXX
	100	300...1100		XT1HU3100MFF000XXX
	125	375...1375		XT1HU3125MFF000XXX

XT1 125A Switch - Fixed (F) - 3 poles - Front terminals (F) - UL/CSA

No Trip Unit			IC Rating (600Y/347V)	N 18kA Part number	S 22kA Part number	H 25kA Part number
Type	In	Mag. Override				
D	125	1250		XT1NU3125DFF000XXX	XT1SU3125DFF000XXX	XT1HU3125DFF000XXX

XT1 125A Switch - Fixed (F) - 4 poles - Front terminals (F) - UL/CSA

No Trip Unit			IC Rating (600Y/347V)	N 18kA Part number	S 22 kA Part number	H 25k Part number
Type	In	Mag. Override				
D	125	1250		XT1NU4125DFF000XXX	XT1SU4125DFF000XXX	XT1HU4125DFF000XXX

Tmax XT ranges

XT1 Accessories

3



Fixed part of plug-in



Conversion kit



Fixed part adapter

Fixed parts, conversion kits and accessories for fixed parts

Fixed part of plug-in (P)

Type	3p Part number	4p Part number
Kit P FP EF	KXT1PFPEF-3	KXT1PFPEF-4
Kit P FP HR/VR ⁽¹⁾	KXT1EPFPHR-3	KXT1EPFPHR-4

⁽¹⁾IEC rated only. The terminals are factory-mounted in the horizontal position (HR).

Terminals for the fixed parts⁽¹⁾

Type	3p Part number	4p Part number
EF - Front extended terminals	KXT1EEFFP-3	KXT1EEFFP-4
R - Rear terminals HR/VR	KXT1ERFP-3	KXT1ERFP-4
PS - Rear phase separators 90mm/3.54in	KXTAEPB90-3	KXTAEPB90-4

⁽¹⁾IEC rated only.

Conversion kit of the circuit breaker from fixed into moving part of plug-in

Type	3p Part number	4p Part number
P MP kit	KXT1PMP-3	KXT1PMP-4

Adapter for mounting the terminals of the fixed circuit breaker on the fixed part

Type	3p Part number	4p Part number
ADP adapter for fixed part (2 pieces)	KXT1ADP-3	KXT1ADP-4

Note: When using ADP with ES/MC terminals, also order "Kit F Front Terminals".

Tmax XT ranges

XT1 Accessories



SOR uncabled



SOR cabled



UVR uncabled



UVR cabled



Time delay device for undervoltage release

Service releases

Shunt Trip - SOR

Type	Part number
Uncabled version	
SOR 12V DC	KXTASORA
SOR 24-30V AC/DC	KXTASORB
SOR 48-60V AC/DC	KXTASORC
SOR 110...127V AC / 110...125V DC	KXTASORD
SOR 220...240V AC / 220...250V DC	KXTASORE
SOR 380-440V AC	KXTASORF
SOR 480-525V AC	KXTASORG
Cabled version	
SOR-C 12V DC	KXTASORCFPA
SOR-C 24-30V AC/DC	KXTASORCFPB
SOR-C 48-60V AC/DC	KXTASORCFPC
SOR-C 110...127V AC / 110...125V DC	KXTASORCFPD
SOR-C 220...240V AC / 220...250V DC	KXTASORCFPE
SOR-C 380-440V AC	KXTASORCFPF
SOR-C 480-525V AC	KXTASORCFPG

Undervoltage release - UVR

Type	Part number
Uncabled version	
UVR 24-30V AC/DC	KXTAUVR1
UVR 48V AC/DC	KXTAUVR2
UVR 60V AC/DC	KXTAUVR3
UVR 110...127V AC / 110...125V DC	KXTAUVR4
UVR 220...240V AC / 220...250V DC	KXTAUVR5
UVR 380-440V AC	KXTAUVR6
UVR 480-525V AC	KXTAUVR7
Cabled version	
UVR-C 24-30V AC/DC	KXTAUVRCFP1
UVR-C 48V AC/DC	KXTAUVRCFP2
UVR-C 60V AC/DC	KXTAUVRCFP3
UVR-C 110...127V AC / 110...125V DC	KXTAUVRCFP4
UVR-C 220...240V AC / 220...250V DC	KXTAUVRCFP5
UVR-C 380-440V AC	KXTAUVRCFP6
UVR-C 480-525V AC	KXTAUVRCFP7

Delay device for undervoltage release - UVD⁽¹⁾

Type	Part number
UVD 24...30V AC/DC	KT3UVD8
UVD 48...60V AC/DC	KT3UVD7
UVD 110...125V AC/DC	KT3UVD4
UVD 220...250V AC/DC	KT3UVD2

⁽¹⁾IEC rated only.

Tmax XT ranges

XT1 Accessories

3



Socket plug connector



AUX uncabled



AUX cabled



AUP - Auxiliary position contacts



AUE - Early auxiliary contacts



Motor operator

Connectors

Socket plug connector on the panel⁽¹⁾

Type	Part number
Socket-plug connector with 3 PINS	KXTAE3PINCON
Socket-plug connector with 6 PINS	KXTAE6PINCON
Socket-plug connector with 9 PINS	KXTAE9PINCON
Socket-plug connector with 15 PINS	KXTAE15PINCON

⁽¹⁾IEC rated only.

Electrical signals

Auxiliary contacts - AUX

Type	Part number
Uncabled version	
AUX 250V	KXTAAUX
AUX 24V DC	KXTAAUXD
Cabled version	
AUX-C 3 Q 250V Left	KXT1AXC3QL
AUX-C 1 Q +1 SY 250V	KXTAAXCQSYFP
AUX-C 2 Q +1 SY 250V	KXTAAXC2QSYFP
AUX-C 1 Q +1 SY 24V DC	KXTAAXCDQSYFP

Auxiliary position contacts - AUP

Type	Part number
Cabled version	
AUP-I – Four racked-in contacts 250V for plug-in circuit breaker	KXTAAUP250IN
AUP-I – Four racked-in contacts 24V DC for plug-in circuit breaker	KXTAAUP24IN

Early auxiliary contacts - AUE

Type	Part number
AUE – Two contacts in the rotary handle RHx (Closed)	KXTAAUECLFP
AUE – Two contacts in the rotary handle RHx (Open)	KXTDAUEOPFP

Motor operators

Motor operator with direct action - MOD

Type	Part number
MOD 24V DC	KXTBMOD24
MOD 48...60V DC	KXTBMOD48-60
MOD 110...125V AC/DC	KXTBMOD110-125
MOD 220...250V AC/DC	KXTBMOD220-250
MOD 380...440V AC	KXTBMOD280-240
MOD 480...525V AC	KXTBMOD480-525

Tmax XT ranges

XT1 Accessories



Direct rotary handle



Extended rotary handle



IP54

Rotary handle operating mechanisms

Rotary handle operating mechanism

Type	Part number
RHD Standard Direct Handle	KXTBRHDSTFP
RHD Emergency Direct Handle	KXTBRHDEMFP
RHE Standard Extended Handle	KXTBRHESTFP
RHE Emergency Extended Handle	KXTBRHEEMFP
RHE Standard Extended Handle with Padlock	KXTBRHESTFPPLK
RHE Emergency Extended Handle with Padlock	KXTBRHEEMFPPLK
RHS-L Standard Left Side Handle	KXTBRHSLSTFP
RHS-L Emergency Left Side Handle	KXTBRHSLMFP
RHS-R Standard Right Side Handle	KXTBRHSRSTFP
RHS-R Emergency Right Side Handle	KXTBRHSREMFP
Extended handle spare parts	
RHE_B Base for Extended Handle	KXTBRHEBFP
RHE_B Base for Extended Handle with Padlock ⁽¹⁾	KXTBRHEBFPPLK
RHE_S 500mm Shaft	KXTARHES500
RHE_H Standard Extended Handle	KXTARHEHST
RHE_H Emergency Extended Handle	KXTARHEHEM
LH Standard Large Handle, NEMA 1	KXTALHNDLST
LH Emergency Large Handle, NEMA 1	KXTALHNDLEM
Standard Pistol Handle with reset function, 65mm, NEMA 3R,12	OHB65J10B
Emergency Pistol Handle with reset function, 65mm, NEMA 3R,12	OHY65J10B
Standard Pistol Handle with reset function, 65mm, NEMA 4,4X	OHB65L10B
Emergency Pistol Handle with reset function, 65mm, NEMA 4, 4X	OHY65L10B
Standard Pistol Handle with reset function, 125mm, NEMA 3R,12	OHB125J10B
Emergency Pistol Handle with reset function, 125mm, NEMA 3R,12	OHY125J10B
Standard Pistol Handle with reset function, 125mm, NEMA 4,4X	OHB125L10B
Emergency Pistol Handle with reset function, 125mm, NEMA 4, 4X	OHY125L10B
148mm Pistol Handle Shaft	OXP10X148
225mm Pistol Handle Shaft	OXP10X225
500mm Pistol Handle Shaft	OXP10X500

IP54 protection for transmitted rotary handle⁽¹⁾

Type	Part number
IP54 protection for transmitted handle -RHE	KXTAERHEIP54

⁽¹⁾IEC rated only.

Flange handle

Type	Part number
Flange Handle + Mechanism + 4ft Cable (NEMA 1, 3R, 12, 4)	KXT1N12FLHDL4
Flange Handle + Mechanism + 6ft Cable (NEMA 1, 3R, 12, 4)	KXT1N12FLHDL6
Flange Handle + Mechanism + 10ft Cable (NEMA 1, 3R, 12, 4)	KXT1N12FLHDL10
Flange Handle + Mechanism + 4ft Cable (NEMA 1, 3R, 12, 4, 4X) ⁽¹⁾	KXT1N4FLHDL4
Flange Handle + Mechanism + 6ft Cable (NEMA 1, 3R, 12, 4, 4X) ⁽¹⁾	KXT1N4FLHDL6
Flange Handle + Mechanism + 10ft Cable (NEMA 1, 3R, 12, 4, 4X) ⁽¹⁾	KXT1N4FLHDL10
Flange Handle Spare Parts	
Flange Handle only (NEMA 1, 3R, 12, 4)	KXTAN12FLHDL
Flange Handle only (NEMA 1, 3R, 12, 4, 4X) ⁽¹⁾	KXTAN4FLHDL
Flange Handle Hardware	KXTAFLHDLHW
Flange Mounting Hardware	KXTBFLMTHW

⁽¹⁾Consult ABB for availability.

Tmax XT ranges

XT1 Accessories

3



Fixed padlock



Key lock on the circuit breaker



Key lock on the handle



Key lock on the motor



Interlock

Locks

Padlock on the circuit breaker

Type	Part number
PLL removable lock with padlocks in open position	KXTBPLLREM
PLL fixed lock with padlocks in open position	KXTBPLLLOP
PLL fixed lock with padlocks in open/closed position	KXTBPLLPOCL

Key lock on the circuit breaker

Type	Part number
KLC Ronis key lock open, different keys, removable in open position	KXT1KLCCBDF
KLC Ronis key lock open, same Type A keys, removable in open position	KXT1KLCCBA
KLC Ronis key lock open, same Type B keys, removable in open position	KXT1KLCCBB
KLC Ronis key lock open, same Type C keys, removable in open position	KXT1KLCCBC
KLC Ronis key lock open, same Type D keys, removable in open position	KXT1KLCCBD
KLC Ronis key lock open/closed, different keys, removable in both positions	KXT1KLCCBOPCL

Key lock on the rotary handle

Type	Part number
RHL Ronis key lock open, different keys, RHx	KXTARHLDIF
RHL Ronis key lock open, same Type A keys, RHx	KXTARHLA
RHL Ronis key lock open, same Type B keys, RHx	KXTARHLB
RHL Ronis key lock open, same Type C keys, RHx	KXTARHLC
RHL Ronis key lock open, same Type D keys, RHx	KXTARHLD
RHL Ronis key lock open/closed, different keys, RHx	KXTARHLOPCL

Key lock on the motor⁽¹⁾

Type	Part number
MOL-D Ronis key lock open, different keys	KXTBEMOLDIF
MOL-S Ronis key lock open, same Type A keys	KXTBEMOLA
MOL-S Ronis key lock open, same Type B keys	KXTBEMOLB
MOL-S Ronis key lock open, same Type C keys	KXTBEMOLC
MOL-S Ronis key lock open, same Type D keys	KXTBEMOLD

⁽¹⁾IEC rated only.

Mechanical interlock

Type	Part number
Chassis MIR-H	KXTAMIRHR
Chassis MIR-V	KXTAMIRVR
Plate XT1 F	KXT1MIRPLF
Plate XT1 P	KXT1MIRPLP
Plate XT2 F	KXT2MIRPLF
Plate XT2 P/W	KXT2MIRPLPW
Plate XT3 F	KXT3MIRPLF
Plate XT3 P	KXT3MIRPLP
Plate XT4 F	KXT4MIRPLF
Plate XT4 P/W	KXT4MIRPLPW

Sealable lock of thermal setting⁽¹⁾

Type	Part number
Lock on thermal setting for TMA trip unit	KXTAEAAASEALREL

⁽¹⁾IEC rated only.

Tmax XT ranges

XT1 Accessories



RC Inst / RC Sel

Residual current devices

Residual current devices⁽¹⁾

Type	3p Part number	4p Part number
RC Sel Low 200mm	-	KXT1ERCSEL200-4
RC Inst	KXT1ERCINST-3	KXT1ERCINST-4
RC Sel	KXT1ERCSEL-3	KXT1ERCSEL-4

⁽¹⁾IEC rated only.

Panel type residual current relay⁽¹⁾

Type	Part number
RCQ020/A 115-230V AC	KXTAERCQ230
RCQ020/A 415V AC	KXTAERCQ415
Toroid closed Ø 60mm	KXTTETOR60
Toroid closed Ø 110mm	KXTTETOR110
Toroid closed Ø 185mm	KXTTETOR185

⁽¹⁾IEC rated only.

Installation

Bracket for mounting onto DIN rail⁽¹⁾

Type	3p Part number	4p Part number
KIT DIN50022	KXT1EDIN-3	KXT1EDIN-4
KIT DIN50022 XT1 + RC Low 200mm	-	KXT1EDINRCSELPL
KIT DIN50022 XT1 + RC Sel/RC Inst	KXT1EDINRCPL	KXT1EDINRCPL

⁽¹⁾IEC rated only.



DIN guide

Terminals, terminal covers and phase barriers

Insulating terminal covers

Type	3p Part number	4p Part number
LTC low terminal covers	KXT1LTC-3	KXT1LTC-4
HTC high terminal covers	KXT1HTC-3	KXT1HTC-4



Terminal covers

Sealable screws for terminal covers⁽¹⁾

Type	Part number
Kit with two sealable screws	KXTAESSEAL

⁽¹⁾IEC rated only.



Sealable screw

Phase barriers

Type	4pcs Part number	6pcs Part number
PB height 25mm/0.98in	KXTBPB25-3	KXTBPB25-4
PB height 100mm/3.94in	KXTBPB100-3	KXTBPB100-4
PB height 200mm/7.87in	KXTBPB200-3	KXTBPB200-4



Phase barriers

Tmax XT ranges

XT1 Accessories

3



EF terminal



FCCu terminal

Terminals

Type	3 pcs Part number	4 pcs Part number	6 pcs Part number	8 pcs Part number
F Front terminals	KXT1F-3PC	KXT1F-4PC	KXT1F-6PC	KXT1F-8PC
F Front terminals for MCP	KXT1F3PCMCP	-	KXT1F6PCMCP	-
EF Extended front terminals	KXT1EF-3PC	KXT1EF-4PC	KXT1EF-6PC	KXT1EF-8PC
ES Extended spread terminals	KXT1ES-3PC	KXT1ES-4PC	KXT1ES-6PC	KXT1ES-8PC
FC Cu Terminals for Cu cables 125A, 14-1/0 AWG, 1x2.5...50mm ²	KXT1CU-3PC	KXT1CU-4PC	KXT1CU-6PC	KXT1CU-8PC
FC Cu Terminals for Cu cables MCP, 14-1/0 AWG, 1x1.5...50mm ²	KXT1CUMCP-3PC	KXT1CUMCP-4PC	KXT1CUMCP-6PC	KXT1CUMCP-8PC
MC Multi cable terminals for Cu cables, 6x14-2 AWG, 6x2.5...35mm ²	KXT1MC-3PC	KXT1MC-4PC	KXT1MC-6PC	KXT1MC-8PC
R Rear adjustable terminals ⁽¹⁾	KXT1ER-3PC	KXT1ER-4PC	KXT1ER-6PC	KXT1ER-8PC
R -RC Rear terminals for residual current ⁽¹⁾	-	KXT1ERRC-4PC	-	-
FB Flexibar Terminals ⁽¹⁾	KXT1EFB-3PC	KXT1EFB-4PC	KXT1EFB-6PC	KXT1EFB-8PC

⁽¹⁾IEC rated only.

Automatic transfer devices

ATS021 - ATS022 Automatic transfer devices⁽¹⁾

Type	Part number
ATS021	ATS021
ATS022	ATS022

⁽¹⁾IEC rated only.



ATS021

Spare parts

Type	Part number
SA RC Sel / RC Inst - Opening solenoid for the residual current device ⁽¹⁾	KXT1ESARCFP
AUX-C - Loose cabled auxiliary contact 250V AC ⁽²⁾	KXTAAUXCFP
AUX-C - Loose cabled auxiliary contact 24V DC ⁽²⁾	KXTAAUXCDFP
AUX-C - Loose cabled auxiliary contact 250V AC 600V ⁽²⁾	KXTAAUXCFPHD
AUX-C - Loose cabled auxiliary contact 24V DC 600V ⁽²⁾	KXTAAUXCDFPHD

⁽¹⁾IEC rated only.

⁽²⁾Un-numbered cables.

Flanges for the compartment door⁽¹⁾

Type	3p Part number	4p Part number
Small "optional" flange for circuit breaker	KXTAEFLASMFP	KXTAEFLASMFP
Large "standard" flange for circuit breaker	KXT1EFLAFP-3	KXT1EFLAFP-4
Flange for MOD	KXTBEFLAMOD	KXTBEFLAMOD
Flange for direct handle RHD	KXTAEFLARHDFP	KXTAEFLARHDFP
Flange for residual current RC Sel/RC Sel	KXT1EFLARCFP-3	KXT1EFLARCFP-4

⁽¹⁾IEC rated only.



Flange

Tmax XT ranges

Ordering details XT2

XT2 125A TMF/TMA - Fixed (F) - 3 poles - Front terminals (F) - UL/CSA

Thermomagnetic trip unit			IC Rating (600V)	N 18 kA Part number	S 22 kA Part number	H 25 kA Part number	L 35 kA Part number	V 42 kA Part number	X 45 kA Part number
Type	I _n	I ₃							
TMF	15	400		XT2NU3015AFF000XXX	XT2SU3015AFF000XXX	XT2HU3015AFF000XXX	XT2LU3015AFF000XXX	XT2VU3015AFF000XXX	XT2XU3015AFF000XXX
	20	400		XT2NU3020AFF000XXX	XT2SU3020AFF000XXX	XT2HU3020AFF000XXX	XT2LU3020AFF000XXX	XT2VU3020AFF000XXX	XT2XU3020AFF000XXX
	25	400		XT2NU3025AFF000XXX	XT2SU3025AFF000XXX	XT2HU3025AFF000XXX	XT2LU3025AFF000XXX	XT2VU3025AFF000XXX	XT2XU3025AFF000XXX
	30	400		XT2NU3030AFF000XXX	XT2SU3030AFF000XXX	XT2HU3030AFF000XXX	XT2LU3030AFF000XXX	XT2VU3030AFF000XXX	XT2XU3030AFF000XXX
	35	400		XT2NU3035AFF000XXX	XT2SU3035AFF000XXX	XT2HU3035AFF000XXX	XT2LU3035AFF000XXX	XT2VU3035AFF000XXX	XT2XU3035AFF000XXX
	40	400		XT2NU3040AFF000XXX	XT2SU3040AFF000XXX	XT2HU3040AFF000XXX	XT2LU3040AFF000XXX	XT2VU3040AFF000XXX	XT2XU3040AFF000XXX
	50	500		XT2NU3050AFF000XXX	XT2SU3050AFF000XXX	XT2HU3050AFF000XXX	XT2LU3050AFF000XXX	XT2VU3050AFF000XXX	XT2XU3050AFF000XXX
	60	600		XT2NU3060AFF000XXX	XT2SU3060AFF000XXX	XT2HU3060AFF000XXX	XT2LU3060AFF000XXX	XT2VU3060AFF000XXX	XT2XU3060AFF000XXX
	70	700		XT2NU3070AFF000XXX	XT2SU3070AFF000XXX	XT2HU3070AFF000XXX	XT2LU3070AFF000XXX	XT2VU3070AFF000XXX	XT2XU3070AFF000XXX
	TMA	56..80	400..800		XT2NU3080BFF000XXX	XT2SU3080BFF000XXX	XT2HU3080BFF000XXX	XT2LU3080BFF000XXX	XT2VU3080BFF000XXX
63..90		450..900		XT2NU3090BFF000XXX	XT2SU3090BFF000XXX	XT2HU3090BFF000XXX	XT2LU3090BFF000XXX	XT2VU3090BFF000XXX	XT2XU3090BFF000XXX
70..100		500..1000		XT2NU3100BFF000XXX	XT2SU3100BFF000XXX	XT2HU3100BFF000XXX	XT2LU3100BFF000XXX	XT2VU3100BFF000XXX	XT2XU3100BFF000XXX
77..110		550..1100		XT2NU3110BFF000XXX	XT2SU3110BFF000XXX	XT2HU3110BFF000XXX	XT2LU3110BFF000XXX	XT2VU3110BFF000XXX	XT2XU3110BFF000XXX
87.5..125		625..1250		XT2NU3125BFF000XXX	XT2SU3125BFF000XXX	XT2HU3125BFF000XXX	XT2LU3125BFF000XXX	XT2VU3125BFF000XXX	XT2XU3125BFF000XXX

3

XT2 125A TMF/TMA - Fixed (F) - 3 poles - Front terminals (F) - 100% rated UL/CSA

Thermomagnetic trip unit			IC Rating (600V)	NQ 18 kA Part number	SQ 22 kA Part number	HQ 25 kA Part number	LQ 35 kA Part number	VQ 42 kA Part number	XQ 45 kA Part number
Type	I _n	I ₃							
TMF	15	400		XT2NQ3015AFF000XXX	XT2SQ3015AFF000XXX	XT2HQ3015AFF000XXX	XT2LQ3015AFF000XXX	XT2VQ3015AFF000XXX	XT2XQ3015AFF000XXX
	20	400		XT2NQ3020AFF000XXX	XT2SQ3020AFF000XXX	XT2HQ3020AFF000XXX	XT2LQ3020AFF000XXX	XT2VQ3020AFF000XXX	XT2XQ3020AFF000XXX
	25	400		XT2NQ3025AFF000XXX	XT2SQ3025AFF000XXX	XT2HQ3025AFF000XXX	XT2LQ3025AFF000XXX	XT2VQ3025AFF000XXX	XT2XQ3025AFF000XXX
	30	400		XT2NQ3030AFF000XXX	XT2SQ3030AFF000XXX	XT2HQ3030AFF000XXX	XT2LQ3030AFF000XXX	XT2VQ3030AFF000XXX	XT2XQ3030AFF000XXX
	35	400		XT2NQ3035AFF000XXX	XT2SQ3035AFF000XXX	XT2HQ3035AFF000XXX	XT2LQ3035AFF000XXX	XT2VQ3035AFF000XXX	XT2XQ3035AFF000XXX
	40	400		XT2NQ3040AFF000XXX	XT2SQ3040AFF000XXX	XT2HQ3040AFF000XXX	XT2LQ3040AFF000XXX	XT2VQ3040AFF000XXX	XT2XQ3040AFF000XXX
	50	500		XT2NQ3050AFF000XXX	XT2SQ3050AFF000XXX	XT2HQ3050AFF000XXX	XT2LQ3050AFF000XXX	XT2VQ3050AFF000XXX	XT2XQ3050AFF000XXX
	60	600		XT2NQ3060AFF000XXX	XT2SQ3060AFF000XXX	XT2HQ3060AFF000XXX	XT2LQ3060AFF000XXX	XT2VQ3060AFF000XXX	XT2XQ3060AFF000XXX
	70	700		XT2NQ3070AFF000XXX	XT2SQ3070AFF000XXX	XT2HQ3070AFF000XXX	XT2LQ3070AFF000XXX	XT2VQ3070AFF000XXX	XT2XQ3070AFF000XXX
	TMA	56..80	400..800		XT2NQ3080BFF000XXX	XT2SQ3080BFF000XXX	XT2HQ3080BFF000XXX	XT2LQ3080BFF000XXX	XT2VQ3080BFF000XXX
63..90		450..900		XT2NQ3090BFF000XXX	XT2SQ3090BFF000XXX	XT2HQ3090BFF000XXX	XT2LQ3090BFF000XXX	XT2VQ3090BFF000XXX	XT2XQ3090BFF000XXX
70..100		500..1000		XT2NQ3100BFF000XXX	XT2SQ3100BFF000XXX	XT2HQ3100BFF000XXX	XT2LQ3100BFF000XXX	XT2VQ3100BFF000XXX	XT2XQ3100BFF000XXX

XT2 125A TMF/TMA - Fixed (F) - 4 poles - Front terminals (F) - UL/CSA

Thermomagnetic trip unit			IC Rating (600V)	N 18 kA Part number	S 22 kA Part number	H 25 kA Part number	L 35 kA Part number	V 42 kA Part number	X 45 kA Part number
Type	I _n	I ₃							
TMF	15	400		XT2NU4015AFF000XXX	XT2SU4015AFF000XXX	XT2HU4015AFF000XXX	XT2LU4015AFF000XXX	XT2VU4015AFF000XXX	XT2XU4015AFF000XXX
	20	400		XT2NU4020AFF000XXX	XT2SU4020AFF000XXX	XT2HU4020AFF000XXX	XT2LU4020AFF000XXX	XT2VU4020AFF000XXX	XT2XU4020AFF000XXX
	25	400		XT2NU4025AFF000XXX	XT2SU4025AFF000XXX	XT2HU4025AFF000XXX	XT2LU4025AFF000XXX	XT2VU4025AFF000XXX	XT2XU4025AFF000XXX
	30	400		XT2NU4030AFF000XXX	XT2SU4030AFF000XXX	XT2HU4030AFF000XXX	XT2LU4030AFF000XXX	XT2VU4030AFF000XXX	XT2XU4030AFF000XXX
	35	400		XT2NU4035AFF000XXX	XT2SU4035AFF000XXX	XT2HU4035AFF000XXX	XT2LU4035AFF000XXX	XT2VU4035AFF000XXX	XT2XU4035AFF000XXX
	40	400		XT2NU4040AFF000XXX	XT2SU4040AFF000XXX	XT2HU4040AFF000XXX	XT2LU4040AFF000XXX	XT2VU4040AFF000XXX	XT2XU4040AFF000XXX
	50	500		XT2NU4050AFF000XXX	XT2SU4050AFF000XXX	XT2HU4050AFF000XXX	XT2LU4050AFF000XXX	XT2VU4050AFF000XXX	XT2XU4050AFF000XXX
	60	600		XT2NU4060AFF000XXX	XT2SU4060AFF000XXX	XT2HU4060AFF000XXX	XT2LU4060AFF000XXX	XT2VU4060AFF000XXX	XT2XU4060AFF000XXX
	70	700		XT2NU4070AFF000XXX	XT2SU4070AFF000XXX	XT2HU4070AFF000XXX	XT2LU4070AFF000XXX	XT2VU4070AFF000XXX	XT2XU4070AFF000XXX
	TMA	56..80	400..800		XT2NU4080BFF000XXX	XT2SU4080BFF000XXX	XT2HU4080BFF000XXX	XT2LU4080BFF000XXX	XT2VU4080BFF000XXX
63..90		450..900		XT2NU4090BFF000XXX	XT2SU4090BFF000XXX	XT2HU4090BFF000XXX	XT2LU4090BFF000XXX	XT2VU4090BFF000XXX	XT2XU4090BFF000XXX
70..100		500..1000		XT2NU4100BFF000XXX	XT2SU4100BFF000XXX	XT2HU4100BFF000XXX	XT2LU4100BFF000XXX	XT2VU4100BFF000XXX	XT2XU4100BFF000XXX
77..110		550..1100		XT2NU4110BFF000XXX	XT2SU4110BFF000XXX	XT2HU4110BFF000XXX	XT2LU4110BFF000XXX	XT2VU4110BFF000XXX	XT2XU4110BFF000XXX
87.5..125		625..1250		XT2NU4125BFF000XXX	XT2SU4125BFF000XXX	XT2HU4125BFF000XXX	XT2LU4125BFF000XXX	XT2VU4125BFF000XXX	XT2XU4125BFF000XXX

Tmax XT ranges

Ordering details XT2

XT2 125A TMF/TMA - Fixed (F) - 4 poles - Front terminals (F) - 100% rated UL/CSA

Thermomagnetic trip unit			IC Rating (600V)	NQ 18 kA		SQ 22 kA		HQ 25 kA		LQ 35 kA		VQ 42 kA		XQ 45 kA	
Type	In	I ₃		Part number	Part number	Part number	Part number	Part number	Part number	Part number	Part number	Part number	Part number	Part number	Part number
TMF	15	400		XT2NQ4015AFF000XXX	XT2SQ4015AFF000XXX	XT2HQ4015AFF000XXX	XT2LQ4015AFF000XXX	XT2VQ4015AFF000XXX	XT2XQ4015AFF000XXX						
	20	400		XT2NQ4020AFF000XXX	XT2SQ4020AFF000XXX	XT2HQ4020AFF000XXX	XT2LQ4020AFF000XXX	XT2VQ4020AFF000XXX	XT2XQ4020AFF000XXX						
	25	400		XT2NQ4025AFF000XXX	XT2SQ4025AFF000XXX	XT2HQ4025AFF000XXX	XT2LQ4025AFF000XXX	XT2VQ4025AFF000XXX	XT2XQ4025AFF000XXX						
	30	400		XT2NQ4030AFF000XXX	XT2SQ4030AFF000XXX	XT2HQ4030AFF000XXX	XT2LQ4030AFF000XXX	XT2VQ4030AFF000XXX	XT2XQ4030AFF000XXX						
	35	400		XT2NQ4035AFF000XXX	XT2SQ4035AFF000XXX	XT2HQ4035AFF000XXX	XT2LQ4035AFF000XXX	XT2VQ4035AFF000XXX	XT2XQ4035AFF000XXX						
	40	400		XT2NQ4040AFF000XXX	XT2SQ4040AFF000XXX	XT2HQ4040AFF000XXX	XT2LQ4040AFF000XXX	XT2VQ4040AFF000XXX	XT2XQ4040AFF000XXX						
	50	500		XT2NQ4050AFF000XXX	XT2SQ4050AFF000XXX	XT2HQ4050AFF000XXX	XT2LQ4050AFF000XXX	XT2VQ4050AFF000XXX	XT2XQ4050AFF000XXX						
	60	600		XT2NQ4060AFF000XXX	XT2SQ4060AFF000XXX	XT2HQ4060AFF000XXX	XT2LQ4060AFF000XXX	XT2VQ4060AFF000XXX	XT2XQ4060AFF000XXX						
	70	700		XT2NQ4070AFF000XXX	XT2SQ4070AFF000XXX	XT2HQ4070AFF000XXX	XT2LQ4070AFF000XXX	XT2VQ4070AFF000XXX	XT2XQ4070AFF000XXX						
TMA	56...80	400...800		XT2NQ4080BFF000XXX	XT2SQ4080BFF000XXX	XT2HQ4080BFF000XXX	XT2LQ4080BFF000XXX	XT2VQ4080BFF000XXX	XT2XQ4080BFF000XXX						
	63...90	450...900		XT2NQ4090BFF000XXX	XT2SQ4090BFF000XXX	XT2HQ4090BFF000XXX	XT2LQ4090BFF000XXX	XT2VQ4090BFF000XXX	XT2XQ4090BFF000XXX						
	70...100	500...1000		XT2NQ4100BFF000XXX	XT2SQ4100BFF000XXX	XT2HQ4100BFF000XXX	XT2LQ4100BFF000XXX	XT2VQ4100BFF000XXX	XT2XQ4100BFF000XXX						

XT2 125A Ekip - Fixed (F) - 3 poles - Front terminals (F) - UL/CSA

Ekip electronic trip units		IC Rating (600V)	N 18 kA		S 22 kA		H 25 kA		L 35 kA		V 42 kA		X ⁽¹⁾ 45 kA	
Type	In		Part number	Part number	Part number	Part number	Part number	Part number	Part number	Part number	Part number	Part number	Part number	Part number
Ekip LS/I	10		XT2NU3010EFF000XXX	XT2SU3010EFF000XXX	XT2HU3010EFF000XXX	XT2LU3010EFF000XXX	XT2VU3010EFF000XXX	XT2XU3010EFF000XXX						
	25		XT2NU3025EFF000XXX	XT2SU3025EFF000XXX	XT2HU3025EFF000XXX	XT2LU3025EFF000XXX	XT2VU3025EFF000XXX	XT2XU3025EFF000XXX						
	60		XT2NU3060EFF000XXX	XT2SU3060EFF000XXX	XT2HU3060EFF000XXX	XT2LU3060EFF000XXX	XT2VU3060EFF000XXX	XT2XU3060EFF000XXX						
	100		XT2NU3100EFF000XXX	XT2SU3100EFF000XXX	XT2HU3100EFF000XXX	XT2LU3100EFF000XXX	XT2VU3100EFF000XXX	XT2XU3100EFF000XXX						
	125		XT2NU3125EFF000XXX	XT2SU3125EFF000XXX	XT2HU3125EFF000XXX	XT2LU3125EFF000XXX	XT2VU3125EFF000XXX	XT2XU3125EFF000XXX						
Ekip LSI	10		XT2NU3010FFF000XXX	XT2SU3010FFF000XXX	XT2HU3010FFF000XXX	XT2LU3010FFF000XXX	XT2VU3010FFF000XXX	XT2XU3010FFF000XXX						
	25		XT2NU3025FFF000XXX	XT2SU3025FFF000XXX	XT2HU3025FFF000XXX	XT2LU3025FFF000XXX	XT2VU3025FFF000XXX	XT2XU3025FFF000XXX						
	60		XT2NU3060FFF000XXX	XT2SU3060FFF000XXX	XT2HU3060FFF000XXX	XT2LU3060FFF000XXX	XT2VU3060FFF000XXX	XT2XU3060FFF000XXX						
	100		XT2NU3100FFF000XXX	XT2SU3100FFF000XXX	XT2HU3100FFF000XXX	XT2LU3100FFF000XXX	XT2VU3100FFF000XXX	XT2XU3100FFF000XXX						
	125		XT2NU3125FFF000XXX	XT2SU3125FFF000XXX	XT2HU3125FFF000XXX	XT2LU3125FFF000XXX	XT2VU3125FFF000XXX	XT2XU3125FFF000XXX						
Ekip LSI G	10		XT2NU3010GFF000XXX	XT2SU3010GFF000XXX	XT2HU3010GFF000XXX	XT2LU3010GFF000XXX	XT2VU3010GFF000XXX	XT2XU3010GFF000XXX						
	25		XT2NU3025GFF000XXX	XT2SU3025GFF000XXX	XT2HU3025GFF000XXX	XT2LU3025GFF000XXX	XT2VU3025GFF000XXX	XT2XU3025GFF000XXX						
	60		XT2NU3060GFF000XXX	XT2SU3060GFF000XXX	XT2HU3060GFF000XXX	XT2LU3060GFF000XXX	XT2VU3060GFF000XXX	XT2XU3060GFF000XXX						
	100		XT2NU3100GFF000XXX	XT2SU3100GFF000XXX	XT2HU3100GFF000XXX	XT2LU3100GFF000XXX	XT2VU3100GFF000XXX	XT2XU3100GFF000XXX						
	125		XT2NU3125GFF000XXX	XT2SU3125GFF000XXX	XT2HU3125GFF000XXX	XT2LU3125GFF000XXX	XT2VU3125GFF000XXX	XT2XU3125GFF000XXX						
Ekip I	10		XT2NU3010JFF000XXX	XT2SU3010JFF000XXX	XT2HU3010JFF000XXX	XT2LU3010JFF000XXX	XT2VU3010JFF000XXX	XT2XU3010JFF000XXX						
	25		XT2NU3025JFF000XXX	XT2SU3025JFF000XXX	XT2HU3025JFF000XXX	XT2LU3025JFF000XXX	XT2VU3025JFF000XXX	XT2XU3025JFF000XXX						
	60		XT2NU3060JFF000XXX	XT2SU3060JFF000XXX	XT2HU3060JFF000XXX	XT2LU3060JFF000XXX	XT2VU3060JFF000XXX	XT2XU3060JFF000XXX						
	100		XT2NU3100JFF000XXX	XT2SU3100JFF000XXX	XT2HU3100JFF000XXX	XT2LU3100JFF000XXX	XT2VU3100JFF000XXX	XT2XU3100JFF000XXX						
	125		XT2NU3125JFF000XXX	XT2SU3125JFF000XXX	XT2HU3125JFF000XXX	XT2LU3125JFF000XXX	XT2VU3125JFF000XXX	XT2XU3125JFF000XXX						
M-LIU	25		-	-	XT2HU3025LFF000XXX	-	-	-	-	-	-	-	-	-
	60		-	-	XT2HU3060LFF000XXX	-	-	-	-	-	-	-	-	-
	100		-	-	XT2HU3100LFF000XXX	-	-	-	-	-	-	-	-	-

⁽¹⁾Consult ABB for availability.

Tmax XT ranges

Ordering details XT2

XT2 125A Ekip - Fixed (F) - 3 poles - Front terminals (F) - 100% rated UL/CSA

Ekip electronic trip units		IC Rating (600V)	N		S		H		L		V		X ⁽¹⁾
Type	In		18 kA Part number	22 kA Part number	25 kA Part number	35 kA Part number	42 kA Part number	45 kA Part number					
Ekip LS/I	10		XT2NQ3010EFF000XXX	XT2SQ3010EFF000XXX	XT2HQ3010EFF000XXX	XT2LQ3010EFF000XXX	XT2VQ3010EFF000XXX	XT2XQ3010EFF000XXX					
	25		XT2NQ3025EFF000XXX	XT2SQ3025EFF000XXX	XT2HQ3025EFF000XXX	XT2LQ3025EFF000XXX	XT2VQ3025EFF000XXX	XT2XQ3025EFF000XXX					
	60		XT2NQ3060EFF000XXX	XT2SQ3060EFF000XXX	XT2HQ3060EFF000XXX	XT2LQ3060EFF000XXX	XT2VQ3060EFF000XXX	XT2XQ3060EFF000XXX					
	100		XT2NQ3100EFF000XXX	XT2SQ3100EFF000XXX	XT2HQ3100EFF000XXX	XT2LQ3100EFF000XXX	XT2VQ3100EFF000XXX	XT2XQ3100EFF000XXX					
	125		XT2NQ3125EFF000XXX	XT2SQ3125EFF000XXX	XT2HQ3125EFF000XXX	XT2LQ3125EFF000XXX	XT2VQ3125EFF000XXX	XT2XQ3125EFF000XXX					
Ekip LSI	10		XT2NQ3010FFF000XXX	XT2SQ3010FFF000XXX	XT2HQ3010FFF000XXX	XT2LQ3010FFF000XXX	XT2VQ3010FFF000XXX	XT2XQ3010FFF000XXX					
	25		XT2NQ3025FFF000XXX	XT2SQ3025FFF000XXX	XT2HQ3025FFF000XXX	XT2LQ3025FFF000XXX	XT2VQ3025FFF000XXX	XT2XQ3025FFF000XXX					
	60		XT2NQ3060FFF000XXX	XT2SQ3060FFF000XXX	XT2HQ3060FFF000XXX	XT2LQ3060FFF000XXX	XT2VQ3060FFF000XXX	XT2XQ3060FFF000XXX					
	100		XT2NQ3100FFF000XXX	XT2SQ3100FFF000XXX	XT2HQ3100FFF000XXX	XT2LQ3100FFF000XXX	XT2VQ3100FFF000XXX	XT2XQ3100FFF000XXX					
	125		XT2NQ3125FFF000XXX	XT2SQ3125FFF000XXX	XT2HQ3125FFF000XXX	XT2LQ3125FFF000XXX	XT2VQ3125FFF000XXX	XT2XQ3125FFF000XXX					
Ekip LSIG	10		XT2NQ3010GFF000XXX	XT2SQ3010GFF000XXX	XT2HQ3010GFF000XXX	XT2LQ3010GFF000XXX	XT2VQ3010GFF000XXX	XT2XQ3010GFF000XXX					
	25		XT2NQ3025GFF000XXX	XT2SQ3025GFF000XXX	XT2HQ3025GFF000XXX	XT2LQ3025GFF000XXX	XT2VQ3025GFF000XXX	XT2XQ3025GFF000XXX					
	60		XT2NQ3060GFF000XXX	XT2SQ3060GFF000XXX	XT2HQ3060GFF000XXX	XT2LQ3060GFF000XXX	XT2VQ3060GFF000XXX	XT2XQ3060GFF000XXX					
	100		XT2NQ3100GFF000XXX	XT2SQ3100GFF000XXX	XT2HQ3100GFF000XXX	XT2LQ3100GFF000XXX	XT2VQ3100GFF000XXX	XT2XQ3100GFF000XXX					
	125		XT2NQ3125GFF000XXX	XT2SQ3125GFF000XXX	XT2HQ3125GFF000XXX	XT2LQ3125GFF000XXX	XT2VQ3125GFF000XXX	XT2XQ3125GFF000XXX					
Ekip I	10		XT2NQ3010JFF000XXX	XT2SQ3010JFF000XXX	XT2HQ3010JFF000XXX	XT2LQ3010JFF000XXX	XT2VQ3010JFF000XXX	XT2XQ3010JFF000XXX					
	25		XT2NQ3025JFF000XXX	XT2SQ3025JFF000XXX	XT2HQ3025JFF000XXX	XT2LQ3025JFF000XXX	XT2VQ3025JFF000XXX	XT2XQ3025JFF000XXX					
	60		XT2NQ3060JFF000XXX	XT2SQ3060JFF000XXX	XT2HQ3060JFF000XXX	XT2LQ3060JFF000XXX	XT2VQ3060JFF000XXX	XT2XQ3060JFF000XXX					
	100		XT2NQ3100JFF000XXX	XT2SQ3100JFF000XXX	XT2HQ3100JFF000XXX	XT2LQ3100JFF000XXX	XT2VQ3100JFF000XXX	XT2XQ3100JFF000XXX					
	125		XT2NQ3125JFF000XXX	XT2SQ3125JFF000XXX	XT2HQ3125JFF000XXX	XT2LQ3125JFF000XXX	XT2VQ3125JFF000XXX	XT2XQ3125JFF000XXX					

⁽¹⁾Consult ABB for availability.

3

XT2 125A Ekip - Fixed (F) - 4 poles - Front terminals (F) - UL/CSA

Ekip electronic trip units		IC Rating (600V)	N		S		H		L		V		X ⁽¹⁾
Type	In		18 kA Part number	22 kA Part number	25 kA Part number	35 kA Part number	42 kA Part number	45 kA Part number					
Ekip LS/I	10		XT2NU4010EFF000XXX	XT2SU4010EFF000XXX	XT2HU4010EFF000XXX	XT2LU4010EFF000XXX	XT2VU4010EFF000XXX	XT2XU4010EFF000XXX					
	25		XT2NU4025EFF000XXX	XT2SU4025EFF000XXX	XT2HU4025EFF000XXX	XT2LU4025EFF000XXX	XT2VU4025EFF000XXX	XT2XU4025EFF000XXX					
	60		XT2NU4060EFF000XXX	XT2SU4060EFF000XXX	XT2HU4060EFF000XXX	XT2LU4060EFF000XXX	XT2VU4060EFF000XXX	XT2XU4060EFF000XXX					
	100		XT2NU4100EFF000XXX	XT2SU4100EFF000XXX	XT2HU4100EFF000XXX	XT2LU4100EFF000XXX	XT2VU4100EFF000XXX	XT2XU4100EFF000XXX					
	125		XT2NU4125EFF000XXX	XT2SU4125EFF000XXX	XT2HU4125EFF000XXX	XT2LU4125EFF000XXX	XT2VU4125EFF000XXX	XT2XU4125EFF000XXX					
Ekip LSI	10		XT2NU4010FFF000XXX	XT2SU4010FFF000XXX	XT2HU4010FFF000XXX	XT2LU4010FFF000XXX	XT2VU4010FFF000XXX	XT2XU4010FFF000XXX					
	25		XT2NU4025FFF000XXX	XT2SU4025FFF000XXX	XT2HU4025FFF000XXX	XT2LU4025FFF000XXX	XT2VU4025FFF000XXX	XT2XU4025FFF000XXX					
	60		XT2NU4060FFF000XXX	XT2SU4060FFF000XXX	XT2HU4060FFF000XXX	XT2LU4060FFF000XXX	XT2VU4060FFF000XXX	XT2XU4060FFF000XXX					
	100		XT2NU4100FFF000XXX	XT2SU4100FFF000XXX	XT2HU4100FFF000XXX	XT2LU4100FFF000XXX	XT2VU4100FFF000XXX	XT2XU4100FFF000XXX					
	125		XT2NU4125FFF000XXX	XT2SU4125FFF000XXX	XT2HU4125FFF000XXX	XT2LU4125FFF000XXX	XT2VU4125FFF000XXX	XT2XU4125FFF000XXX					
Ekip LSIG	10		XT2NU4010GFF000XXX	XT2SU4010GFF000XXX	XT2HU4010GFF000XXX	XT2LU4010GFF000XXX	XT2VU4010GFF000XXX	XT2XU4010GFF000XXX					
	25		XT2NU4025GFF000XXX	XT2SU4025GFF000XXX	XT2HU4025GFF000XXX	XT2LU4025GFF000XXX	XT2VU4025GFF000XXX	XT2XU4025GFF000XXX					
	60		XT2NU4060GFF000XXX	XT2SU4060GFF000XXX	XT2HU4060GFF000XXX	XT2LU4060GFF000XXX	XT2VU4060GFF000XXX	XT2XU4060GFF000XXX					
	100		XT2NU4100GFF000XXX	XT2SU4100GFF000XXX	XT2HU4100GFF000XXX	XT2LU4100GFF000XXX	XT2VU4100GFF000XXX	XT2XU4100GFF000XXX					
	125		XT2NU4125GFF000XXX	XT2SU4125GFF000XXX	XT2HU4125GFF000XXX	XT2LU4125GFF000XXX	XT2VU4125GFF000XXX	XT2XU4125GFF000XXX					
Ekip I	10		XT2NU4010JFF000XXX	XT2SU4010JFF000XXX	XT2HU4010JFF000XXX	XT2LU4010JFF000XXX	XT2VU4010JFF000XXX	XT2XU4010JFF000XXX					
	25		XT2NU4025JFF000XXX	XT2SU4025JFF000XXX	XT2HU4025JFF000XXX	XT2LU4025JFF000XXX	XT2VU4025JFF000XXX	XT2XU4025JFF000XXX					
	60		XT2NU4060JFF000XXX	XT2SU4060JFF000XXX	XT2HU4060JFF000XXX	XT2LU4060JFF000XXX	XT2VU4060JFF000XXX	XT2XU4060JFF000XXX					
	100		XT2NU4100JFF000XXX	XT2SU4100JFF000XXX	XT2HU4100JFF000XXX	XT2LU4100JFF000XXX	XT2VU4100JFF000XXX	XT2XU4100JFF000XXX					
	125		XT2NU4125JFF000XXX	XT2SU4125JFF000XXX	XT2HU4125JFF000XXX	XT2LU4125JFF000XXX	XT2VU4125JFF000XXX	XT2XU4125JFF000XXX					

⁽¹⁾Consult ABB for availability.

Tmax XT ranges

Ordering details XT2

3

XT2 125A Ekip - Fixed (F) - 4 poles - Front terminals (F) - 100% rated UL/CSA

Ekip electronic trip units		IC Rating (600V)	NQ 18 kA Part number	SQ 22 kA Part number	HQ 25 kA Part number	LQ 35 kA Part number	VQ 42 kA Part number	XQ ⁽¹⁾ 45 kA Part number
Type	In							
Ekip LS/I	10		XT2NQ4010EFF000XXX	XT2SQ4010EFF000XXX	XT2HQ4010EFF000XXX	XT2LQ4010EFF000XXX	XT2VQ4010EFF000XXX	XT2XQ4010EFF000XXX
	25		XT2NQ4025EFF000XXX	XT2SQ4025EFF000XXX	XT2HQ4025EFF000XXX	XT2LQ4025EFF000XXX	XT2VQ4025EFF000XXX	XT2XQ4025EFF000XXX
	60		XT2NQ4060EFF000XXX	XT2SQ4060EFF000XXX	XT2HQ4060EFF000XXX	XT2LQ4060EFF000XXX	XT2VQ4060EFF000XXX	XT2XQ4060EFF000XXX
	100		XT2NQ4100EFF000XXX	XT2SQ4100EFF000XXX	XT2HQ4100EFF000XXX	XT2LQ4100EFF000XXX	XT2VQ4100EFF000XXX	XT2XQ4100EFF000XXX
	125		XT2NQ4125EFF000XXX	XT2SQ4125EFF000XXX	XT2HQ4125EFF000XXX	XT2LQ4125EFF000XXX	XT2VQ4125EFF000XXX	XT2XQ4125EFF000XXX
Ekip LSI	10		XT2NQ4010FFF000XXX	XT2SQ4010FFF000XXX	XT2HQ4010FFF000XXX	XT2LQ4010FFF000XXX	XT2VQ4010FFF000XXX	XT2XQ4010FFF000XXX
	25		XT2NQ4025FFF000XXX	XT2SQ4025FFF000XXX	XT2HQ4025FFF000XXX	XT2LQ4025FFF000XXX	XT2VQ4025FFF000XXX	XT2XQ4025FFF000XXX
	60		XT2NQ4060FFF000XXX	XT2SQ4060FFF000XXX	XT2HQ4060FFF000XXX	XT2LQ4060FFF000XXX	XT2VQ4060FFF000XXX	XT2XQ4060FFF000XXX
	100		XT2NQ4100FFF000XXX	XT2SQ4100FFF000XXX	XT2HQ4100FFF000XXX	XT2LQ4100FFF000XXX	XT2VQ4100FFF000XXX	XT2XQ4100FFF000XXX
	125		XT2NQ4125FFF000XXX	XT2SQ4125FFF000XXX	XT2HQ4125FFF000XXX	XT2LQ4125FFF000XXX	XT2VQ4125FFF000XXX	XT2XQ4125FFF000XXX
Ekip LSIG	10		XT2NQ4010GFF000XXX	XT2SQ4010GFF000XXX	XT2HQ4010GFF000XXX	XT2LQ4010GFF000XXX	XT2VQ4010GFF000XXX	XT2XQ4010GFF000XXX
	25		XT2NQ4025GFF000XXX	XT2SQ4025GFF000XXX	XT2HQ4025GFF000XXX	XT2LQ4025GFF000XXX	XT2VQ4025GFF000XXX	XT2XQ4025GFF000XXX
	60		XT2NQ4060GFF000XXX	XT2SQ4060GFF000XXX	XT2HQ4060GFF000XXX	XT2LQ4060GFF000XXX	XT2VQ4060GFF000XXX	XT2XQ4060GFF000XXX
	100		XT2NQ4100GFF000XXX	XT2SQ4100GFF000XXX	XT2HQ4100GFF000XXX	XT2LQ4100GFF000XXX	XT2VQ4100GFF000XXX	XT2XQ4100GFF000XXX
	125		XT2NQ4125GFF000XXX	XT2SQ4125GFF000XXX	XT2HQ4125GFF000XXX	XT2LQ4125GFF000XXX	XT2VQ4125GFF000XXX	XT2XQ4125GFF000XXX
Ekip I	10		XT2NQ4010JFF000XXX	XT2SQ4010JFF000XXX	XT2HQ4010JFF000XXX	XT2LQ4010JFF000XXX	XT2VQ4010JFF000XXX	XT2XQ4010JFF000XXX
	25		XT2NQ4025JFF000XXX	XT2SQ4025JFF000XXX	XT2HQ4025JFF000XXX	XT2LQ4025JFF000XXX	XT2VQ4025JFF000XXX	XT2XQ4025JFF000XXX
	60		XT2NQ4060JFF000XXX	XT2SQ4060JFF000XXX	XT2HQ4060JFF000XXX	XT2LQ4060JFF000XXX	XT2VQ4060JFF000XXX	XT2XQ4060JFF000XXX
	100		XT2NQ4100JFF000XXX	XT2SQ4100JFF000XXX	XT2HQ4100JFF000XXX	XT2LQ4100JFF000XXX	XT2VQ4100JFF000XXX	XT2XQ4100JFF000XXX
	125		XT2NQ4125JFF000XXX	XT2SQ4125JFF000XXX	XT2HQ4125JFF000XXX	XT2LQ4125JFF000XXX	XT2VQ4125JFF000XXX	XT2XQ4125JFF000XXX

⁽¹⁾Consult ABB for availability.

XT2 125A MCP (MA) - Fixed (F) - 3 poles - Front terminals (F) - UL/CSA

Magnetic trip unit	In	I ₃	IC Rating (600V)	H 25 kA Part number
MCP	3	12...33		XT2HU3003MFF000XXX
	7	28...77		XT2HU3007MFF000XXX
	15	45...165		XT2HU3015MFF000XXX
	30	90...330		XT2HU3030MFF000XXX
	50	150...550		XT2HU3050MFF000XXX
	70	210...770		XT2HU3070MFF000XXX
	80	240...880		XT2HU3080MFF000XXX
	100	300...1100		XT2HU3100MFF000XXX
	125	375...1375		XT2HU3125MFF000XXX

XT2 125A switch - Fixed (F) - 3 poles - Front terminals (F) - UL/CSA

No Trip Unit			IC Rating (600V)	N 18 kA Part number	H 25 kA Part number	L 35 kA Part number	V 42 kA Part number
Type	In	Mag. Override					
XT2-D	125	1250		XT2NU3125DFF000XXX	XT2HU3125DFF000XXX	XT2LU3125DFF000XXX	XT2VU3125DFF000XXX

XT2 125A switch - Fixed (F) - 4 poles - Front terminals (F) - UL/CSA

No Trip Unit			IC Rating (600V)	N 18 kA Part number	H 25 kA Part number	L 35 kA Part number	V 42 kA Part number
Type	In	Mag. Override					
XT2-D	125	1250		XT2NU4125DFF000XXX	XT2HU4125DFF000XXX	XT2LU4125DFF000XXX	XT2VU4125DFF000XXX

Tmax XT ranges

Ordering details XT2

XT2 125A Breaking part - UL/CSA

Type	N 18 kA Part number	S 22 kA Part number	H 25 kA Part number	L 35 kA Part number	V 42 kA Part number
XT2 125A Breaking Part - 3p	KXT2BP3N125	KXT2BP3S125	KXT2BP3H125	KXT2BP3L125	KXT2BP3V125
XT2 125A Breaking Part - 4p	KXT2BP4N125	KXT2BP4S125	KXT2BP4H125	KXT2BP4L125	KXT2BP4V125

XT2 125A Loose trip unit - UL/CSA

Thermomagnetic trip units					
Type	In	I _s	3p Part number	4p Part number	
TMF	50	500	KXT2TU3TMF50	KXT2TU4TMF50	
	60	600	KXT2TU3TMF60	KXT2TU4TMF60	
	70	700	KXT2TU3TMF70	KXT2TU4TMF70	
TMA	56...80	400...800	KXT2TU3TMA80	KXT2TU4TMA80	
	63...90	450...900	KXT2TU3TMA90	KXT2TU4TMA90	
	70...100	500...1000	KXT2TU3TMA100	KXT2TU4TMA100	
	77...110	550...1100	KXT2TU3TMA110	KXT2TU4TMA110	
	87.5...125	625...1250	KXT2TU3TMA125	KXT2TU4TMA125	

XT2 125A Loose trip unit - UL/CSA

Ekip electronic trip units				
Type	In	3p Part number	4p Part number	
Ekip LS/I	60	KXT2TU3LS/I60	KXT2TU4LS/I60	
	100	KXT2TU3LS/I100	KXT2TU4LS/I100	
	125	KXT2TU3LS/I125	KXT2TU4LS/I125	
Ekip LSI	60	KXT2TU3LSI60	KXT2TU4LSI60	
	100	KXT2TU3LSI100	KXT2TU4LSI100	
	125	KXT2TU3LSI125	KXT2TU4LSI125	
T2-Ekip LSIg	60	KXT2TU3LSIG60	KXT2TU4LSIG60	
	100	KXT2TU3LSIG100	KXT2TU4LSIG100	
	125	KXT2TU3LSIG125	KXT2TU4LSIG125	
Ekip I	60	KXT2TU3I60	KXT2TU4I60	
	100	KXT2TU3I100	KXT2TU4I100	
	125	KXT2TU3I125	KXT2TU4I125	

Tmax XT ranges

XT2 Accessories

3



Fixed part of plug-in



Fixed part of withdrawable



Conversion kit of the circuit breaker from fixed into moving part of plug-in



Conversion kit for turning a fixed circuit breaker into the moving part of a withdrawable circuit breaker

Fixed parts, conversion kits and accessories for fixed parts

Fixed part of plug-in (P)

Type	3p Part number	4p Part number
Kit P FP EF	KXT2PFPEF-3	KXT2PFPEF-4
Kit P FP HR/VR ⁽¹⁾	KXT2EPFPHR-3	KXT2EPFPHR-4

⁽¹⁾IEC rated only. The terminals are factory-mounted in the horizontal position (HR).

Fixed part of withdrawable (W)

Type	3p Part number	4p Part number
Kit W FP EF	KXT2WFPEF-3	KXT2WFPEF-4
Kit W FP HR/VR ⁽¹⁾	KXT2EWFPHR-3	KXT2EWFPHR-4

⁽¹⁾IEC rated only. The terminals are factory-mounted in the horizontal position (HR).

Fixed part terminals⁽¹⁾

Type	3p Part number	4p Part number
EF - Front extended terminals	KXT2EEFFP-3	KXT2EEFFP-4
R - Rear terminals HR/VR	KXT2ERFP-3	KXT2ERFP-4
PS - Rear phase separators 90mm/3.54in	KXTAEPB90-3	KXTAEPB90-4

⁽¹⁾IEC rated only.

Conversion kit of the circuit breaker from fixed into moving part of plug-in

Type	3p Part number	4p Part number
P MP kit	KXT2PMP-3	KXT2PMP-4

Conversion kit of the circuit breaker from fixed into moving part of withdrawable

Type	3p Part number	4p Part number
W MP kit	KXT2WMP-3	KXT2WMP-4

Conversion kit of the fixed part from plug-in to withdrawable

Type	Part number
FP P>W kit	KXT2FPPtoFPW

Tmax XT ranges

XT2 Accessories

Conversion kit of RC Sel from fixed to plug-in⁽¹⁾

Type	4p Part number
P MP RC Sel 4p kit	KXT2EPMPRC-4

⁽¹⁾IEC rated only.

Conversion kit of RC Sel from plug-in to withdrawable⁽¹⁾

Type	4p Part number
W MP RC Sel kit	KXT2WFPEF-4

⁽¹⁾IEC rated only.



Key lock/padlock for fixed part

Key lock for fixed part of withdrawable⁽¹⁾

Type	Part number
KL-D key lock FP, different keys	KXTCEKLDFPW
KL-S key lock FP, same keys N.20005	KXTCEKLSFPW

⁽¹⁾IEC rated only.



Ronis key lock/padlock for fixed part

Ronis key lock for fixed part of withdrawable⁽¹⁾

Type	Part number
KL-D Ronis FP key lock, different keys	KXTCEKLDRonFPW
KL-S Ronis FP key lock, same Type A keys	KXTCEKLSRonFPW

⁽¹⁾IEC rated only.

Adapter for mounting the terminals of the fixed circuit breaker on the fixed part

Type	3p	4p
	Part number	Part number
ADP adapter for fixed part (2 pieces)	KXT2ADP-3	KXT2ADP-4

Note: When using ADP with ES/MC terminals, also order "Kit F Front Terminals".

Tmax XT ranges

XT2 Accessories

3



SOR uncabled



SOR cabled



SOR for withdrawable



UVR uncabled



UVR cabled



UVR for withdrawable



Time delay device for undervoltage release

Service releases

Shunt opening release - SOR

Type	Fixed/Plug-in Part number	Withdrawable Part number
Uncabled version		
SOR 12V DC	KXTASORA	-
SOR 24-30V AC/DC	KXTASORB	-
SOR 48-60V AC/DC	KXTASORC	-
SOR 110...127V AC / 110...125V DC	KXTASORD	-
SOR 220...240V AC / 220...250V DC	KXTASORE	-
SOR 380-440V AC	KXTASORF	-
SOR 480-525V AC	KXTASORG	-
Cabled version		
SOR-C 12V DC	KXTASORCFPA	KXTCSORCWA
SOR-C 24-30V AC/DC	KXTASORCFPB	KXTCSORCWB
SOR-C 48-60V AC/DC	KXTASORCFPC	KXTCSORCWC
SOR-C 110...127V AC / 110...125V DC	KXTASORCFPD	KXTCSORCWD
SOR-C 220...240V AC / 220...250V DC	KXTASORCFPE	KXTCSORCWE
SOR-C 380-440V AC	KXTASORCFPF	KXTCSORCWF
SOR-C 480-525V AC	KXTASORCFPG	KXTCSORCWG

Undervoltage release - UVR

Type	Fixed/Plug-in Part number	Withdrawable Part number
Uncabled version		
UVR 24-30V AC/DC	KXTAUVR1	-
UVR 48V AC/DC	KXTAUVR2	-
UVR 60V AC/DC	KXTAUVR3	-
UVR 110...127V AC / 110...125V DC	KXTAUVR4	-
UVR 220...240V AC / 220...250V DC	KXTAUVR5	-
UVR 380-440V AC	KXTAUVR6	-
UVR 480-525V AC	KXTAUVR7	-
Cabled version		
UVR-C 24-30V AC/DC	KXTAUVRCFP1	KXTCUVRWC1
UVR-C 48V AC/DC	KXTAUVRCFP2	KXTCUVRWC2
UVR-C 60V AC/DC	KXTAUVRCFP3	KXTCUVRWC3
UVR-C 110...127V AC / 110...125V DC	KXTAUVRCFP4	KXTCUVRWC4
UVR-C 220...240V AC / 220...250V DC	KXTAUVRCFP5	KXTCUVRWC5
UVR-C 380-440V AC	KXTAUVRCFP6	KXTCUVRWC6
UVR-C 480-525V AC	KXTAUVRCFP7	KXTCUVRWC7

Delay device for undervoltage release - UVD⁽¹⁾

Type	Part number
UVD 24...30V AC/DC	KT3UVD8
UVD 48...60V AC/DC	KT3UVD7
UVD 110...125V AC/DC	KT3UVD4
UVD 220...250V AC/DC	KT3UVD2

⁽¹⁾IEC rated only.

Tmax XT ranges

XT2 Accessories



Socket-plug panel connector



Fixed part socket-plug connector



AUX uncabled



AUX cabled



Connectors

Fourth pole connectors for withdrawable⁽¹⁾

Type	Part number
Connector 4th Pole SOR / PS-SOR	KXTCE3PINCONSOR
Connector 4th Pole UVR	KXTCE3PINCONUVR

⁽¹⁾IEC rated only.

Socket plug connector on the panel⁽¹⁾

Type	Part number
Socket -plug connector with 3 PINS	KXTAE3PINCON
Socket -plug connector with 6 PINS	KXTAE6PINCON
Socket -plug connector with 9 PINS	KXTAE9PINCON
Socket -plug connector with 15 PINS	KXTAE15PINCON

⁽¹⁾IEC rated only.

Fixed part socket-plug connector⁽¹⁾

Type	Part number
Socket-plug connector of moving part - 12 PINS	KXTCE12PINMPCON
Socket-plug connector of fixed part - 12 PINS	KXTCE12PINFPCON

⁽¹⁾IEC rated only.

Electrical signals

Auxiliary contacts - AUX

Type	Fixed/Plug-in Part number	Withdrawable Part number
Uncabled version		
AUX 250V	KXTAAUX	-
AUX 24V DC	KXTAAUXD	-
AUX-S51 250V	KXTCAXS51	-
AUX-S51 24V DC	KXTCAXDS51	-
Cabled version		
AUX-C 3 Q 250V Left	KXTCAXC3QL	-
AUX-C 1 Q + 1 SY 250V	KXTAAXCQSYFP	KXTCAXCQSYW
AUX-C 2 Q + 1 SY 250V	KXTAAXC2QSYFP	-
AUX-C 3 Q + 1 SY 250V	KXTDAXC3QSYFP	KXTCAXC3QSYW
AUX-C 3 Q + 2 SY 250V	KXTCAXC3Q2SYFP	KXTCAXC3Q2SYW
AUX-C 2 Q + 2 SY + 1 S51 250V	KXTCAXC2Q2SYS51FP	KXTCAXC2Q2SYS51W
AUX-S51-C 250V	KXTCAXCS51FP	KXTCAXCS51W
AUX-C 1 Q + 1 SY 24V DC	KXTAAXCDQSYFP	KXTCAXCDQSYW
AUX-C 3 Q + 1 SY 24V DC	KXTDAXCD3QSYFP	KXTCAXCD3QSYW
AUX-S51-C 24V DC	KXTCAXDS51FP	KXTCAXDS51W
AUX-C 1 Q + 1 SY 400V AC	KXTCAXC4QSYFP	KXTCAXC4QSYW
AUX-C 2 Q 400V AC	KXTCAXC42QFP	KXTCAXC42QW

Tmax XT ranges

XT2 Accessories

3



AUP - Auxiliary position contacts

Auxiliary position contacts - AUP

Type	Part number
Cabled version	
AUP-I – Four racked-in contacts 250V for plug-in circuit breaker	KXTAAUP250IN
AUP-I – Four racked-in contacts 24V DC for plug-in circuit breaker	KXTAAUP24IN
AUP-R – Two racked-out contacts 250V for withdrawable circuit breaker	KXTCAUP250W
AUP-R – Two racked-out contacts 24V DC for withdrawable circuit breaker	KXTCAUP24W



AUE - Early auxiliary contacts

Early auxiliary contacts - AUE

Type	Fixed/Plug-in Part number	Withdrawable Part number
AUE – Two contacts in the rotary handle RHx (Closed)	KXTAAUECLFP	KXTCAUECLW
AUE – Two contacts in the rotary handle RHx (Open)	KXTDAUEOPFP	KXTCAUEOPW

Motor Operators



MOE - Motor operator

Stored energy motor operator - MOE

Type	Part number
MOE 24V DC	KXTCMOE24
MOE 48...60V DC	KXTCMOE48-60
MOE 110...125V AC/DC	KXTCMOE110-125
MOE 220...250V AC/DC	KXTCMOE220-250
MOE 380...440V AC	KXTCMOE380-440
MOE 480...525V AC	KXTCMOE480-525

Electronic stored energy motor operator - MOE-E⁽¹⁾

Type	Part number
MOE-E 24V DC	KXTCEMOEE24
MOE-E 48...60V DC	KXTCEMOEE48-60
MOE-E 110...125V AC/DC	KXTCEMOEE110-125
MOE-E 220...250V AC/DC	KXTCEMOEE220-250
MOE-E 380...440V AC	KXTCEMOEE380-440
MOE-E 480...525V AC	KXTCEMOEE480-525

⁽¹⁾IEC rated only.

Tmax XT ranges

XT2 Accessories

Rotary handle operating mechanisms



Direct handle



Extended handle



IP54

Rotary handle operating mechanisms

Type	Fixed/Plug-in Part number	Withdrawable Part number
RHD Standard Direct Handle	KXTCRHDSTFP	KXTCRHDSTW
RHD Emergency Direct Handle	KXTCRHDEMFP	KXTCRHDEMW
RHE Standard Extended Handle	KXTCRHESTFP	KXTCRHESTW
RHE Emergency Extended Handle	KXTCRHEEMFP	KXTCRHEEMW
RHE Standard Extended Handle with Padlock	KXTCRHESTFPPLK	KXTCRHESTWPLK
RHE Emergency Extended Handle with Padlock	KXTCRHEEMFPPLK	KXTCRHEEMWPLK
RHS-L Standard Left Side Handle	KXTCRHSLSSTFP	-
RHS-L Emergency Left Side Handle	KXTCRHSLEMFP	-
RHS-R Standard Right Side Handle	KXTCRHSRSSTFP	-
RHS-R Emergency Right Side Handle	KXTCRHSREMFP	-
Extended Handle Spare Parts		
RHE_B Base for Extended Handle	KXTCRHEBFP	KXTCRHEBW
RHE_B Base for Extended Handle with Padlock ⁽¹⁾	KXTCRHEBFPPLK	KXTCRHEBWPLK
RHE_S 500mm Shaft	KXTARHES500	KXTARHES500
RHE_H Standard Extended Handle	KXTARHEHST	KXTARHEHST
RHE_H Emergency Extended Handle	KXTARHEHEM	KXTARHEHEM
LH Standard Large Handle, NEMA 1	KXTALHNDLST	KXTALHNDLST
LH Emergency Large Handle, NEMA 1	KXTALHNDLEM	KXTALHNDLEM
Standard Pistol Handle with reset function, 65mm, NEMA 3R, 12	OHB65J10B	OHB65J10B
Emergency Pistol Handle with reset function, 65mm, NEMA 3R, 12	OHY65J10B	OHY65J10B
Standard Pistol Handle with reset function, 65mm, NEMA 4, 4X	OHB65L10B	OHB65L10B
Emergency Pistol Handle with reset function, 65mm, NEMA 4, 4X	OHY65L10B	OHY65L10B
Standard Pistol Handle with reset function, 125mm, NEMA 3R, 12	OHB125J10B	OHB125J10B
Emergency Pistol Handle with reset function, 125mm, NEMA 3R, 12	OHY125J10B	OHY125J10B
Standard Pistol Handle with reset function, 125mm, NEMA 4, 4X	OHB125L10B	OHB125L10B
Emergency Pistol Handle with reset function, 125mm, NEMA 4, 4X	OHY125L10B	OHY125L10B
148mm Pistol Handle Shaft	OXF10X148	OXF10X148
225mm Pistol Handle Shaft	OXF10X225	OXF10X225
500mm Pistol Handle Shaft	OXF10X500	OXF10X500

IP54 protection for transmitted rotary handle⁽¹⁾

Type	Part number
IP54 Protection for RHE	KXTAERHEIP54

⁽¹⁾IEC rated only.

Flange handle

Type	Part number
Flange Handle + Mechanism + 4ft Cable (NEMA 1, 3R, 12, 4)	KXT2N12FLHDL4
Flange Handle + Mechanism + 6ft Cable (NEMA 1, 3R, 12, 4)	KXT2N12FLHDL6
Flange Handle + Mechanism + 10ft Cable (NEMA 1, 3R, 12, 4)	KXT2N12FLHDL10
Flange Handle + Mechanism + 4ft Cable (NEMA 1, 3R, 12, 4, 4X) ⁽¹⁾	KXT2N4XFLHDL4
Flange Handle + Mechanism + 6ft Cable (NEMA 1, 3R, 12, 4, 4X) ⁽¹⁾	KXT2N4XFLHDL6
Flange Handle + Mechanism + 10ft Cable (NEMA 1, 3R, 12, 4, 4X) ⁽¹⁾	KXT2N4XFLHDL10

Flange Handle Spare Parts

Flange Handle only (NEMA 1, 3R, 12, 4)	KXTAN12FLHDL
Flange Handle only (NEMA 1, 3R, 12, 4, 4X) ⁽¹⁾	KXTAN4XFLHDL
Flange Handle Hardware	KXTAFLHDLHW
Flange Mounting Hardware	KXTCFLMTHW

⁽¹⁾Consult ABB for availability.

Tmax XT ranges

XT2 Accessories

3



Fixed padlock



Key lock on the circuit breaker



Key lock on the handle



Key lock on the motor



Front for operating lever mechanism



Interlock

Locks

Padlock on the circuit breaker

Type	Part number
PLL Fixed lock with padlocks in open position	KXTCPLLOP
PLL Fixed lock with padlocks in open/closed position	KXTCPLLOPCL

Key lock on the circuit breaker

Type	Part number
KLC Ronis key lock open, different keys, removable in open position	KXTCKLCCBIF
KLC Ronis key lock open, same Type A keys, removable in open position	KXTCKLCCBA
KLC Ronis key lock open, same Type B keys, removable in open position	KXTCKLCCBB
KLC Ronis key lock open, same Type C keys, removable in open position	KXTCKLCCBC
KLC Ronis key lock open, same Type D keys, removable in open position	KXTCKLCCBD
KLC Ronis key lock open/closed, different keys, removable in both positions	KXTCKLCCBOPCL

Key lock on the rotary handle / key lock on the front for locks

Type	Part number
RHL Ronis key lock open, different keys, RHx/FLD	KXTARHLDIF
RHL Ronis key lock open, same Type A keys, RHx/FLD	KXTARHLA
RHL Ronis key lock open, same Type B keys, RHx/FLD	KXTARHLB
RHL Ronis key lock open, same Type C keys, RHx/FLD	KXTARHLC
RHL Ronis key lock open, same Type D keys, RHx/FLD	KXTARHLD
RHL Ronis key lock open/closed, different keys, RHx	KXTARHLOPCL
RHL Ronis key lock open/closed, different keys, FLD	KXTCRHLFLD

Key lock on the motor⁽¹⁾

Type	Part number
MOL-D Ronis key lock open, different keys	KXTCEMOLDIF
MOL-S Ronis key lock open, same Type A keys	KXTCEMOLA
MOL-S Ronis key lock open, same Type B keys	KXTCEMOLB
MOL-S Ronis key lock open, same Type C keys	KXTCEMOLC
MOL-S Ronis key lock open, same Type D keys	KXTCEMOLD
MOL-M Key lock against manual operation	KXTCEMOLMO

⁽¹⁾IEC rated only

Front for operating lever mechanism

Type	Fixed/Plug-in Part number	Withdrawable Part number
FLD front for operating lever mechanism	KXTCFLDFP	KXTCFLDW

Mechanical interlock

Type	Part number
Chassis MIR-H	KXTAMIRHR
Chassis MIR-V	KXTAMIRVR
Plate XT1 F	KXT1MIRPLF
Plate XT1 P	KXT1MIRPLP
Plate XT2 F	KXT2MIRPLF
Plate XT2 P/W	KXT2MIRPLPW
Plate XT4 F	KXT4MIRPLF
Plate XT4 P/W	KXT4MIRPLPW

Tmax XT ranges

XT2 Accessories



RC Sel

Residual current devices

Residual current devices⁽¹⁾

Type	3p Part number	4p Part number
RC Sel	—	KXT2ERCSEL-4

⁽¹⁾IEC rated only.

Panel type residual current relay⁽¹⁾

Type	Part number
RCQ020/A 115-230V AC	KXTAERCQ230
RCQ020/A 415V AC	KXTAERCQ415
Toroid closed Ø 60mm	KXTTETOR60
Toroid closed Ø 110mm	KXTTETOR110
Toroid closed Ø 185mm	KXTTETOR185

⁽¹⁾IEC rated only.



DIN guide

Installation

Bracket for DIN rail mounting

Type	3p Part number	4p Part number
KIT DIN50022 ⁽¹⁾	KXTCEDINPL	KXTCEDINPL
KIT DIN50022 UL	KXT2DIN-3	KXT2DIN-4

⁽¹⁾IEC rated only.



Terminal cover

Terminals, terminal covers and phase barriers

Insulating terminal covers

Type	3p Part number	4p Part number
LTC low terminal covers	KXT2LTC-3	KXT2LTC-4
HTC high terminal covers	KXT2HTC-3	KXT2HTC-4



Sealable screw

Sealable screws for terminal covers⁽¹⁾

Type	Part number
Kit with two sealable screws	KXTAESSEAL

⁽¹⁾IEC rated only.



Phase barriers

Phase barriers

Type	4 pcs Part number	6 pcs Part number
PB Height 25mm/0.98in	KXTCPB25-3	KXTCPB25-4
PB Height 100mm/3.94in	KXTCPB100-3	KXTCPB100-4
PB Height 200mm/7.87in	KXTCPB200-3	KXTCPB200-4

Tmax XT ranges

XT2 Accessories

3



EF terminal



FCCu terminal



Ekip Display



Ekip LED Meter



Ekip T&P unit

Terminals

Type	3 pcs Part number	4 pcs Part number	6 pcs Part number	8 pcs Part number
F Front terminals	KXT2F-3PC	KXT2F-4PC	KXT2F-6PC	KXT2F-8PC
EF Extended front terminals	KXT2EF-3PC	KXT2EF-4PC	KXT2EF-6PC	KXT2EF-8PC
ES Extended spread terminals	KXT2ES-3PC	KXT2ES-4PC	KXT2ES-6PC	KXT2ES-8PC
FC CuAl Terminals for CuAl cables 110A, 14-1/0 AWG, 1x2.5...50mm ⁽¹⁾	KXT2CUAL1-3PC	KXT2CUAL1-4PC	-	-
FC Cu Terminals for Cu cables 125A, 14-1/0 AWG, 1x2.5...95mm ²	KXT2CU-3PC	KXT2CU-4PC	KXT2CU-6PC	KXT2CU-8PC
MC Multi cable terminals for Cu cables, 6X14-2 AWG, 6X2.5...35mm ²	KXT2MC-3PC	KXT2MC-4PC	KXT2MC-6PC	KXT2MC-8PC
R Rear adjustable terminals ⁽²⁾	KXT2ER-3PC	KXT2ER-4PC	KXT2ER-6PC	KXT2ER-8PC
FB Flexibar terminals ⁽²⁾	KXT2EFB-3PC	KXT2EFB-4PC	KXT2EFB-6PC	KXT2EFB-8PC

⁽¹⁾Consult ABB for availability.

⁽²⁾IEC rated only.

Accessories for electronic trip units

General electronic trip unit accessories⁽¹⁾

Type	Fixed/Plug-in Part number	Withdrawable Part number
Ekip Display	KXTCEDISP	KXTCEDISP
Ekip LED Meter	KXTCELED	KXTCELED
Ekip Com	KXTCECOMFP	KXTCECOMW
HMI030 interface on front of panel	HMI030	HMI030

⁽¹⁾IEC rated only.

Current sensor for external neutral⁽¹⁾

Type	Part number
CT external neutral of 10A	KXT2ECT10
CT external neutral of 25A	KXT2ECT25
CT external neutral of 63A	KXT2ECT63
CT external neutral of 100A	KXT2ECT100
CT external neutral of 160A	KXT2ECT160

⁽¹⁾IEC rated only.

Connection kits

Type	Fixed/Plug-in Part number	Withdrawable Part number
24V DC auxiliary voltage kit for electronic trip units ⁽¹⁾	KXTCECAUXFP	KXTCECAUXW
External neutral connection kit	KXTCECNEFP	KXTCECNEW

⁽¹⁾IEC rated only.

Test and configuration units⁽¹⁾

Type	Part number
Ekip TT - Trip test unit	ZEAEKPTT
Ekip T&P - Programming and test unit	EKIP

⁽¹⁾IEC rated only.

Tmax XT ranges

XT2 Accessories



ATS021

Automatic transfer devices

ATS021 - ATS022 automatic transfer devices⁽¹⁾

Type	Part number
ATS021	ATS021
ATS022	ATS022

⁽¹⁾IEC rated only.

Spare parts

Type	Fixed/Plug-in Part number	Withdrawable Part number
SA RC Sel / RC Inst - Opening solenoid for the residual current device ⁽¹⁾	KXT2ESARCFP	KXT2ESARCW
AUX-C - Loose cabled auxiliary contact 250V AC ⁽²⁾	KXTAAUXCFP	KXTCEAUXCW
AUX-C - Loose cabled auxiliary contact 24V DC ⁽²⁾	KXTAAUXCDFP	KXTCEAUXCDW
AUX-C - Loose cabled auxiliary contact 250V AC HD for 600V	KXTAAUXCFPHD	KXTCAUXCWHD
AUX-C - Loose cabled auxiliary contact 24V DC HD for 600V	KXTAAUXCDFPHD	KXTCAUXCDWHD

⁽¹⁾IEC rated only.

⁽²⁾Un-numbered cables. Withdrawable versions are IEC rated only.

Connectors for fixed part/moving part of withdrawable circuit breakers⁽¹⁾

Type	Part number
1 connector for with 2 pins for SOR/UVR up to 400V	KXTCE2PINCONSOUV
1 connector with 3 pins for AUX up to 400V	KXTCE3PINCONAUX

⁽¹⁾IEC rated only.



Fixed/Moving part connector for withdrawable

Flanges for the compartment door⁽¹⁾

Type	3p Fixed/Plug-in Part number	4p Fixed/Plug-in Part number	3p Withdrawable Part number	4p Withdrawable Part number
Small "optional" flange for circuit breaker	KXTAEFLASMFP	KXTAEFLASMFP	-	-
Large "standard" flange for circuit breaker	KXT2EFLAFP-3	KXT2EFLAFP-4	-	-
Flange for MOE/MOE-E/FLD	KXTCEFLAMOEFP	KXTCEFLAMOEFP	KXTCEFLAMOEW	KXTCEFLAMOEW
Flange for direct handle RHD	KXTAEFLARHDFP	KXTAEFLARHDFP	KXTCEFLARHDW	KXTCEFLARHDW
Flange for residual current RC Sel	-	KXT2EFLARCFP-4	-	KXT2EFLARCW-4

⁽¹⁾IEC rated only.



Flange

Tmax XT ranges

Ordering details XT3

3

XT3 225A TMF - Fixed (F) - 3 poles - Front terminals (F) - UL/CSA

Thermal magnetic trip unit			IC Rating (600Y/347V)	N 10 kA Part number	S 10 kA Part number
Type	I _n	I _s			
TMF	60	600		XT3NU3060AFF000XXX	XT3SU3060AFF000XXX
	70	700		XT3NU3070AFF000XXX	XT3SU3070AFF000XXX
	80	800		XT3NU3080AFF000XXX	XT3SU3080AFF000XXX
	90	900		XT3NU3090AFF000XXX	XT3SU3090AFF000XXX
	100	1000		XT3NU3100AFF000XXX	XT3SU3100AFF000XXX
	110	1100		XT3NU3110AFF000XXX	XT3SU3110AFF000XXX
	125	1250		XT3NU3125AFF000XXX	XT3SU3125AFF000XXX
	150	1500		XT3NU3150AFF000XXX	XT3SU3150AFF000XXX
	175	1750		XT3NU3175AFF000XXX	XT3SU3175AFF000XXX
	200	2000		XT3NU3200AFF000XXX	XT3SU3200AFF000XXX
	225	2250		XT3NU3225AFF000XXX	XT3SU3225AFF000XXX

XT3 225A TMF - Fixed (F) - 3 poles - Front terminals (F) - 100% rated UL/CSA

Thermal magnetic trip unit			IC Rating (600Y/347V)	NQ 10 kA Part number	SQ 10 kA Part number
Type	I _n	I _s			
TMF	60	600		XT3NQ3060AFF000XXX	XT3SQ3060AFF000XXX
	70	700		XT3NQ3070AFF000XXX	XT3SQ3070AFF000XXX
	80	800		XT3NQ3080AFF000XXX	XT3SQ3080AFF000XXX
	90	900		XT3NQ3090AFF000XXX	XT3SQ3090AFF000XXX
	100	1000		XT3NQ3100AFF000XXX	XT3SQ3100AFF000XXX
	110	1100		XT3NQ3110AFF000XXX	XT3SQ3110AFF000XXX
	125	1250		XT3NQ3125AFF000XXX	XT3SQ3125AFF000XXX
	150	1500		XT3NQ3150AFF000XXX	XT3SQ3150AFF000XXX
	175	1750		XT3NQ3175AFF000XXX	XT3SQ3175AFF000XXX
	200	2000		XT3NQ3200AFF000XXX	XT3SQ3200AFF000XXX
	225	2250		XT3NQ3225AFF000XXX	XT3SQ3225AFF000XXX

XT3 225A TMF - Fixed (F) - 4 poles - Front terminals (F) - UL/CSA

Thermal magnetic trip unit			IC Rating (600Y/347V)	N 10 kA Part number	S 10 kA Part number
Type	I _n	I _s			
TMF	60	600		XT3NU4060AFF000XXX	XT3SU4060AFF000XXX
	70	700		XT3NU4070AFF000XXX	XT3SU4070AFF000XXX
	80	800		XT3NU4080AFF000XXX	XT3SU4080AFF000XXX
	90	900		XT3NU4090AFF000XXX	XT3SU4090AFF000XXX
	100	1000		XT3NU4100AFF000XXX	XT3SU4100AFF000XXX
	110	1100		XT3NU4110AFF000XXX	XT3SU4110AFF000XXX
	125	1250		XT3NU4125AFF000XXX	XT3SU4125AFF000XXX
	150	1500		XT3NU4150AFF000XXX	XT3SU4150AFF000XXX
	175	1750		XT3NU4175AFF000XXX	XT3SU4175AFF000XXX
	200	2000		XT3NU4200AFF000XXX	XT3SU4200AFF000XXX
	225	2250		XT3NU4225AFF000XXX	XT3SU4225AFF000XXX

Tmax XT ranges

Ordering details XT3

XT3 225A TMF - Fixed (F) - 4 poles - Front terminals (F) - 100% rated UL/CSA

Thermal magnetic trip unit			IC Rating (600Y/347V)	NQ 10 kA Part number	SQ 10 kA Part number
Type	In	I _Δ			
TMF	60	600		XT3NQ4060AFF000XXX	XT3SQ4060AFF000XXX
	70	700		XT3NQ4070AFF000XXX	XT3SQ4070AFF000XXX
	80	800		XT3NQ4080AFF000XXX	XT3SQ4080AFF000XXX
	90	900		XT3NQ4090AFF000XXX	XT3SQ4090AFF000XXX
	100	1000		XT3NQ4100AFF000XXX	XT3SQ4100AFF000XXX
	110	1100		XT3NQ4110AFF000XXX	XT3SQ4110AFF000XXX
	125	1250		XT3NQ4125AFF000XXX	XT3SQ4125AFF000XXX
	150	1500		XT3NQ4150AFF000XXX	XT3SQ4150AFF000XXX
	175	1750		XT3NQ4175AFF000XXX	XT3SQ4175AFF000XXX
	200	2000		XT3NQ4200AFF000XXX	XT3SQ4200AFF000XXX
	225	2250		XT3NQ4225AFF000XXX	XT3SQ4225AFF000XXX

3

XT3 225A MCP (MA) - Fixed (F) - 3 poles - Front terminals (F) - UL/CSA

Magnetic trip unit			IC Rating (600Y/347V)	S 10 kA Part number
Type	In	I _Δ		
MCP	100	600...1200		XT3SU3100MFF000XXX
	110	660...1320		XT3SU3110MFF000XXX
	125	750...1500		XT3SU3125MFF000XXX
	150	900...1800		XT3SU3150MFF000XXX
	200	1200...2400		XT3SU3200MFF000XXX

XT3 225A switch - Fixed (F) - 3 poles - Front terminals (F) - UL/CSA

No trip unit			IC Rating (600Y/347V)	N 10 kA Part number	S 10 kA Part number
Type	In	Mag. Override			
XT3 - D	225	2250		XT3NU3225DFF000XXX	XT3SU3225DFF000XXX

XT3 225A switch - Fixed (F) - 4 poles - Front terminals (F) - UL/CSA

No trip unit			IC Rating (600Y/347V)	N 10 kA Part number	S 10 kA Part number
Type	In	Mag. Override			
XT3 - D	225	2250		XT3NU4225DFF000XXX	XT3SU4225DFF000XXX

Tmax XT ranges

XT3 Accessories

3



Fixed part of plug-in



Conversion kit for turning a fixed circuit breaker into the moving part of a plug-in circuit breaker



Fixed part adapter

Fixed parts, conversion kits and accessories for fixed parts

Fixed part of plug-in (P)

Type	3p	4p
	Part number	Part number
Kit P FP EF	KXT3PFPEF-3	KXT3PFPEF-4
Kit P FP HR/VR ⁽¹⁾	KXT3EPFPHR-3	KXT3EPFPHR-4

⁽¹⁾IEC rated only. The terminals are factory-mounted in the horizontal position (HR).

Terminals for the fixed parts⁽¹⁾

Type	3p	4p
	Part number	Part number
EF - Front extended terminals	KXT3EEFFP-3	KXT3EEFFP-4
R - Rear terminals HR/VR	KXTEERFP-3	KXTEERFP-4
PS - Rear phase separators 90mm/3.54in	KXTAEPB90-3	KXTAEPB90-4

⁽¹⁾IEC rated only.

Conversion kit of the circuit breaker from fixed into moving part of plug-in

Type	3p	4p
	Part number	Part number
P MP kit	KXT3PMP-3	-

Adapter for mounting the terminals of the fixed circuit breaker on the fixed part

Type	3p	4p
	Part number	Part number
ADP adapter for fixed part (2 pieces)	KXT3EADP-3	KXT3EADP-4

Note: When using ADP with ES/MC terminals, also order "Kit F Front Terminals".

Tmax XT ranges

XT3 Accessories



SOR uncabled



SOR cabled



UVR uncabled



UVR cabled



Time delay device for undervoltage release

Service releases

Shunt opening release - SOR

Type	Part number
Uncabled version	
SOR 12V DC	KXTASORA
SOR 24-30V AC/DC	KXTASORB
SOR 48-60V AC/DC	KXTASORC
SOR 110...127V AC / 110...125V DC	KXTASORD
SOR 220...240V AC / 220...250V DC	KXTASORE
SOR 380-440V AC	KXTASORF
SOR 480-525V AC	KXTASORG
Cabled version	
SOR-C 12V DC	KXTASORCFPA
SOR-C 24-30V AC/DC	KXTASORCFPB
SOR-C 48-60V AC/DC	KXTASORCFPC
SOR-C 110...127V AC / 110...125V DC	KXTASORCFPD
SOR-C 220...240V AC / 220...250V DC	KXTASORCFPE
SOR-C 380-440V AC	KXTASORCFPF
SOR-C 480-525V AC	KXTASORCFPG

Undervoltage release - UVR

Type	Part number
Uncabled version	
UVR 24-30V AC/DC	KXTAUVR1
UVR 48V AC/DC	KXTAUVR2
UVR 60V AC/DC	KXTAUVR3
UVR 110...127V AC / 110...125V DC	KXTAUVR4
UVR 220...240V AC / 220...250V DC	KXTAUVR5
UVR 380-440V AC	KXTAUVR6
UVR 480-525V AC	KXTAUVR7
Cabled version	
UVR-C 24-30V AC/DC	KXTAUVRCFP1
UVR-C 48V AC/DC	KXTAUVRCFP2
UVR-C 60V AC/DC	KXTAUVRCFP3
UVR-C 110...127V AC / 110...125V DC	KXTAUVRCFP4
UVR-C 220...240V AC / 220...250V DC	KXTAUVRCFP5
UVR-C 380-440V AC	KXTAUVRCFP6
UVR-C 480-525V AC	KXTAUVRCFP7

Delay device for undervoltage release - UVD⁽¹⁾

Type	Part number
UVD 24...30V AC/DC	KT3UVD8
UVD 48...60V AC/DC	KT3UVD7
UVD 110...125V AC/DC	KT3UVD4
UVD 220...250V AC/DC	KT3UVD2

⁽¹⁾IEC rated only.

Tmax XT ranges

XT3 Accessories

3



Socket-plug panel connector



AUX uncabled



AUX cabled



AUP - Auxiliary position contacts



AUE - Early auxiliary contacts



Motor operator

Connectors

Socket plug connector on the panel⁽¹⁾

Type	Part number
Socket-plug connector with 3 PINS	KXTAE3PINCON
Socket-plug connector with 6 PINS	KXTAE6PINCON
Socket-plug connector with 9 PINS	KXTAE9PINCON
Socket-plug connector with 15 PINS	KXTAE15PINCON

⁽¹⁾IEC rated only.

Electrical signals

Auxiliary contacts - AUX

Type	Part number
Uncabled version	
AUX 250V	KXTAAUX
AUX 24V DC	KXTAAUXD
Cabled version	
AUX-C 3 Q 250V Left	KXT3AXC3QL
AUX-C 1 Q + 1 SY 250V	KXTAAXCQSYFP
AUX-C 2 Q + 1 SY 250V	KXTAAXC2QSYFP
AUX-C 3 Q + 1 SY 250V	KXTDAXC3QSYFP
AUX-C 1 Q + 1 SY 24V DC	KXTAAXCDQSYFP
AUX-C 3 Q + 1 SY 24V DC	KXTDAXCD3QSYFP

Auxiliary position contacts - AUP

Type	Part number
Cabled version	
AUP-I – Four racked-in contacts 250V for plug-in circuit breaker	KXTAAUP250IN
AUP-I – Four racked-in contacts 24V DC for plug-in circuit breaker	KXTAAUP24IN

Early auxiliary contacts - AUE

Type	Part number
AUE – Two contacts in the rotary handle RHx (Closed)	KXTAAUECLFP
AUE – Two contacts in the rotary handle RHx (Open)	KXTDAUEOPFP

Motor operators

Motor operator with direct action - MOD

Type	Part number
MOD 24V DC	KXTBMOD24
MOD 48...60V DC	KXTBMOD48-60
MOD 110...125V AC/DC	KXTBMOD110-125
MOD 220...250V AC/DC	KXTBMOD220-250
MOD 380...440V AC	KXTBMOD280-240
MOD 480...525V AC	KXTBMOD480-525

Tmax XT ranges

XT3 Accessories



Direct rotary handle



Extended rotary handle



Rotary handle operating mechanisms

Rotary handle operating mechanisms

Type	Part number
RHD standard direct handle	KXTBRHDSTFP
RHD emergency direct handle	KXTBRHDEMFP
RHE standard extended handle	KXTBRHESTFP
RHE emergency extended handle	KXTBRHEEMFP
RHE standard extended handle with padlock	KXTBRHESTFPPLK
RHE emergency extended handle with padlock	KXTBRHEEMFPPLK
RHS-L standard left side handle	KXTBRHSLSTFP
RHS-L emergency left side handle	KXTBRHSLEMFP
RHS-R standard right side handle	KXTBRHSRSTFP
RHS-R emergency right side handle	KXTBRHSREMFP
Extended Handle Spare Parts	
RHE_B base for extended handle	KXTBRHEBFP
RHE_B base for extended handle with padlock ⁽¹⁾	KXTBRHEBFPPLK
RHE_S 500mm shaft	KXTARHES500
RHE_H standard extended handle	KXTARHEHST
RHE_H emergency extended handle	KXTARHEHEM
LH standard large handle, NEMA 1	KXTALHNDLST
LH emergency large handle, NEMA 1	KXTALHNDLEM
Standard Pistol Handle with reset function, 65mm, NEMA 3R, 12	OHB65J10B
Emergency Pistol Handle with reset function, 65mm, NEMA 3R, 12	OHY65J10B
Standard Pistol Handle with reset function, 65mm, NEMA 4, 4X	OHB65L10B
Emergency Pistol Handle with reset function, 65mm, NEMA 4, 4X	OHY65L10B
Standard Pistol Handle with reset function, 125mm, NEMA 3R, 12	OHB125J10B
Emergency Pistol Handle with reset function, 125mm, NEMA 3R, 12	OHY125J10B
Standard Pistol Handle with reset function, 125mm, NEMA 4, 4X	OHB125L10B
Emergency Pistol Handle with reset function, 125mm, NEMA 4, 4X	OHY125L10B
148mm Pistol Handle Shaft	EXP10X148
225mm Pistol Handle Shaft	EXP10X225
500mm Pistol Handle Shaft	EXP10X500

IP54 Protection for extended rotary handle⁽¹⁾

Type	Part number
IP54 protection for RHE	KXTARHEIP54

⁽¹⁾IEC rated only.

Flange handle

Type	Part number
Flange Handle + Mechanism + 4ft Cable (NEMA 1, 3R, 12, 4)	KXT3N12FLHDL4
Flange Handle + Mechanism + 6ft Cable (NEMA 1, 3R, 12, 4)	KXT3N12FLHDL6
Flange Handle + Mechanism + 10ft Cable (NEMA 1, 3R, 12, 4)	KXT3N12FLHDL10
Flange Handle + Mechanism + 4ft Cable (NEMA 1, 3R, 12, 4, 4X) ⁽¹⁾	KXT3N4XFLHDL4
Flange Handle + Mechanism + 6ft Cable (NEMA 1, 3R, 12, 4, 4X) ⁽¹⁾	KXT3N4XFLHDL6
Flange Handle + Mechanism + 10ft Cable (NEMA 1, 3R, 12, 4, 4X) ⁽¹⁾	KXT3N4XFLHDL10
Flange Handle Spare Parts	
Flange Handle only (NEMA 1, 3R, 12, 4)	KXTAN12FLHDL
Flange Handle only (NEMA 1, 3R, 12, 4, 4X) ⁽¹⁾	KXTAN4XFLHDL
Flange Handle Hardware	KXTAFLHDLHW
Flange Mounting Hardware	KXTBFLMTHW

⁽¹⁾Consult ABB for availability

Tmax XT ranges

XT3 Accessories

3



Fixed padlock



Key lock on the circuit breaker



Key lock on the handle



Key lock on the motor



Interlock

Locks

Padlock on the circuit breaker

Type	Part number
PLL removable lock with padlocks in open position	KXTBPLLREM
PLL fixed lock with padlocks in open position	KXTBPLLOP
PLL fixed lock with padlocks in open/closed position	KXTBPLLOPCL

Key lock on the circuit breaker

Type	Part number
KLC Ronis key lock open, different keys, removable in open position	KXT3KLCCBDIF
KLC Ronis key lock open, same Type A keys, removable in open position	KXT3KLCCBA
KLC Ronis key lock open, same Type B keys, removable in open position	KXT3KLCCBB
KLC Ronis key lock open, same Type C keys, removable in open position	KXT3KLCCBC
KLC Ronis key lock open, same Type D keys, removable in open position	KXT3KLCCBD
KLC Ronis key lock open/closed, different keys, removable in both positions	KXT3KLCCB0PCL

Key lock on the rotary handle

Type	Part number
RHL Ronis key lock open, different keys, RHx	KXTARHLDIF
RHL Ronis key lock open, same Type A keys, RHx	KXTARHLA
RHL Ronis key lock open, same Type B keys, RHx	KXTARHLB
RHL Ronis key lock open, same Type C keys, RHx	KXTARHLC
RHL Ronis key lock open, same Type D keys, RHx	KXTARHLD
RHL Ronis key lock open/closed, different keys, RHx	KXTARHLOPCL

Key lock on the motor⁽¹⁾

Type	Part number
MOL-D Ronis key lock open, different keys	KXTBEMOLDIF
MOL-S Ronis key lock open, same Type A keys	KXTBEMOLA
MOL-S Ronis key lock open, same Type B keys	KXTBEMOLB
MOL-S Ronis key lock open, same Type C keys	KXTBEMOLC
MOL-S Ronis key lock open, same Type D keys	KXTBEMOLD

⁽¹⁾IEC rated only.

Mechanical interlock

Type	Part number
Chassis MIR-H	KXTAMIRHR
Chassis MIR-V	KXTAMIRVR
Plate XT1 F	KXT1MIRPLF
Plate XT1 P	KXT1MIRPLP
Plate XT3 F	KXT3MIRPLF
Plate XT3 P	KXT3MIRPLP

Sealable lock of thermal setting⁽¹⁾

Type	Part number
Lock on thermal setting for TMA or MA trip units	KXTAEAAASEALREL

⁽¹⁾IEC rated only.

Tmax XT ranges

XT3 Accessories



RC Inst / RC Sel

Residual current devices

Residual current devices

Type	3p Part number	4p Part number
RC inst ⁽¹⁾	KXT3ERCINST-3	KXT3ERCINST-4
RC Sel ⁽¹⁾	KXT3ERCSEL-3	KXT3ERCSEL-4
RC B Type ⁽¹⁾	-	KXT3ERCB-4

⁽¹⁾IEC rated only.

Panel-type residual current relay⁽¹⁾

Type	Part number
RCQ020/A 115-230V AC	KXTAERCQ230
RCQ020/A 415V AC	KXTAERCQ415
Toroid closed Ø 60mm	KXTTETOR60
Toroid closed Ø 110mm	KXTTETOR110
Toroid closed Ø 185mm	KXTTETOR185

⁽¹⁾IEC rated only.

Installation

Bracket for DIN rail mounting⁽¹⁾

Type	3p Part number	4p Part number
KIT DIN50022	KXT3EDIN-3	KXT3EDIN-4
KIT DIN50022 XT3+RC Sel/RC Inst	KXT3EDINRCPL	KXT3EDINRCPL

⁽¹⁾IEC rated only.



DIN guide

Terminals, terminal covers and phase barriers

Insulating terminal covers

Type	3p Part number	4p Part number
LTC low terminal covers	KXT3LTC-3	KXT3LTC-4
HTC high terminal covers	KXT3HTC-3	KXT3HTC-4



Terminal covers

Sealable screws for terminal covers⁽¹⁾

Type	Part number
Kit with two sealable screws	KXTAESSEAL

⁽¹⁾IEC rated only.



Sealable screw

Phase barriers

Type	4pcs Part number	6pcs Part number
PB height 25mm/0.98in	KXTBPB25-3	KXTBPB25-4
PB height 100mm/3.94in	KXTBPB100-3	KXTBPB100-4
PB height 200mm/7.87in	KXTBPB200-3	KXTBPB200-4



Phase barriers

Tmax XT ranges

XT3 Accessories



EF terminal



FCCuAl terminal

3



ATS021



Flange

Terminals

Type	3 pcs Part number	4 pcs Part number	6 pcs Part number	8 pcs Part number
F Front terminals	KXT3F-3PC	KXT3F-4PC	KXT3F-6PC	KXT3F-8PC
EF Extended front terminals	KXT3EF-3PC	KXT3EF-4PC	KXT3EF-6PC	KXT3EF-8PC
ES Extended spread terminals	KXT3ES-3PC	KXT3ES-4PC	KXT3ES-6PC	KXT3ES-8PC
FC CuAl Terminals for CuAl cables 100A, 14-1/0 AWG, 1x2.5...50mm ⁽¹⁾	KXT3CUAL1-3PC	KXT3CUAL1-4PC	KXT3CUAL1-6PC	KXT3CUAL1-8PC
FC CuAl Terminals for CuAl cables w/Control Tap 100A, 14-1/0 AWG, 1x2.5...50mm ⁽¹⁾	KXT3CUAL1C-3PC	KXT3CUAL1C-4PC	-	-
FC CuAl Terminals for CuAl cables 225A, 4 AWG -300 kcmil, 1x35...150mm ⁽¹⁾	KXT3CUAL2-3PC	KXT3CUAL2-4PC	KXT3CUAL2-6PC	KXT3CUAL2-8PC
FC CuAl Terminals for CuAl cables w/Control Tap 225A, 4 AWG-300 kcmil, 1x35...150mm ⁽¹⁾	KXT3CUAL2C-3PC	KXT3CUAL2C-4PC	-	-
FC Cu Terminals for Cu cables, 10-250 AWG, 1x6...185mm ²	KXT3CU-3PC	KXT3CU-4PC	KXT3CU-6PC	KXT3CU-8PC
MC Multi cable terminals for Cu cables, 6x12-2 AWG, 6x2.5...35mm ²	KXT3MC-3PC	KXT3MC-4PC	KXT3MC-6PC	KXT3MC-8PC
R Rear adjustable terminals ⁽²⁾	KXT3ER-3PC	KXT3ER-4PC	KXT3ER-6PC	KXT3ER-8PC
R-RC Rear terminal for residual current ⁽²⁾	-	KXT3ERRC-4PC	-	-
FB Flexibar terminals ⁽²⁾	KXT3EFB-3PC	KXT3EFB-4PC	KXT3EFB-6PC	KXT3EFB-8PC

⁽¹⁾Consult ABB for availability.

⁽²⁾IEC rated only.

Automatic transfer devices

ATS021 - ATS022 automatic transfer devices⁽¹⁾

Type	Part number
ATS021	ATS021
ATS022	ATS022

⁽¹⁾IEC rated only.

Spare parts

Type	Fixed/Plugin-in Part number
SA RC Sel/RC B Type - opening solenoid for the residual current device ⁽¹⁾	KXT3ESARCFP
SA RC B Type - Opening solenoid for the residual current device ⁽¹⁾	KXT3ESARCFPB
AUX-C - Loose cabled auxiliary contact 250V AC ⁽²⁾	KXTAAUXCFP
AUX-C - Loose cabled auxiliary contact 24V DC ⁽²⁾	KXTAAUXCDFP
AUX-C - Loose cabled auxiliary contact 250V AC HD for 600V	KXTAAUXCFPHD
AUX-C - Loose cabled auxiliary contact 24V DC HD for 600V	KXTAAUXCDFPHD

⁽¹⁾IEC rated only

⁽²⁾Un-numbered cables

Flanges for the compartment door

Type	3p Part number	4p Part number
Small "optional" flange for circuit breaker	KXTAEFLASMFP	KXTAEFLASMFP
Large "standard" flange for circuit breaker	KXT3EFLAFP-3	KXT3EFLAFP-4
Flange for MOD	KXTBEFLAMOD	KXTBEFLAMOD
Flange for direct handle RHD	KXTAEFLARHDFP	KXTAEFLARHDFP
Flange for residual current RC Sel / Inst	KXT3EFLARCFP-3	KXT3EFLARCFP-4

⁽¹⁾IEC rated only.

Tmax XT ranges

Ordering details XT4

XT4 250A TMF - Fixed (F) - 2 poles - Front terminals (F) - UL/CSA

Thermal magnetic trip unit			IC	N
Type	In	I _s	Rating (600V)	18 kA Part number
TMF	25	400		XT4NU2025AFF000XXX
	30	400		XT4NU2030AFF000XXX
	35	400		XT4NU2035AFF000XXX
	40	400		XT4NU2040AFF000XXX
	50	500		XT4NU2050AFF000XXX
	60	600		XT4NU2060AFF000XXX
	70	700		XT4NU2070AFF000XXX
	80	800		XT4NU2080AFF000XXX
	90	900		XT4NU2090AFF000XXX
	100	1000		XT4NU2100AFF000XXX
	110	1100		XT4NU2110AFF000XXX
	125	1250		XT4NU2125AFF000XXX
	150	1500		XT4NU2150AFF000XXX
	175	1750		XT4NU2175AFF000XXX
	200	2000		XT4NU2200AFF000XXX
	225	2250		XT4NU2225AFF000XXX
	250	2500		XT4NU2250AFF000XXX

3

XT4 250A TMF/TMA - Fixed (F) - 3 poles - Front terminals (F) - UL/CSA

Thermomagnetic trip unit			IC	N	S	H	L	V	X ⁽¹⁾
Type	In	I _s	Rating (600V)	18 kA Part number	22 kA Part number	25 kA Part number	50 kA Part number	65 kA Part number	100 kA Part number
TMF	25	400		XT4NU3025AFF000XXX	XT4SU3025AFF000XXX	XT4HU3025AFF000XXX	XT4LU3025AFF000XXX	XT4VU3025AFF000XXX	XT4XU3025AFF000XXX
	30	400		XT4NU3030AFF000XXX	XT4SU3030AFF000XXX	XT4HU3030AFF000XXX	XT4LU3030AFF000XXX	XT4VU3030AFF000XXX	XT4XU3030AFF000XXX
	35	400		XT4NU3035AFF000XXX	XT4SU3035AFF000XXX	XT4HU3035AFF000XXX	XT4LU3035AFF000XXX	XT4VU3035AFF000XXX	XT4XU3035AFF000XXX
	40	400		XT4NU3040AFF000XXX	XT4SU3040AFF000XXX	XT4HU3040AFF000XXX	XT4LU3040AFF000XXX	XT4VU3040AFF000XXX	XT4XU3040AFF000XXX
	50	500		XT4NU3050AFF000XXX	XT4SU3050AFF000XXX	XT4HU3050AFF000XXX	XT4LU3050AFF000XXX	XT4VU3050AFF000XXX	XT4XU3050AFF000XXX
	60	600		XT4NU3060AFF000XXX	XT4SU3060AFF000XXX	XT4HU3060AFF000XXX	XT4LU3060AFF000XXX	XT4VU3060AFF000XXX	XT4XU3060AFF000XXX
	70	700		XT4NU3070AFF000XXX	XT4SU3070AFF000XXX	XT4HU3070AFF000XXX	XT4LU3070AFF000XXX	XT4VU3070AFF000XXX	XT4XU3070AFF000XXX
	80	800		XT4NU3080AFF000XXX	XT4SU3080AFF000XXX	XT4HU3080AFF000XXX	XT4LU3080AFF000XXX	XT4VU3080AFF000XXX	XT4XU3080AFF000XXX
	90	900		XT4NU3090AFF000XXX	XT4SU3090AFF000XXX	XT4HU3090AFF000XXX	XT4LU3090AFF000XXX	XT4VU3090AFF000XXX	XT4XU3090AFF000XXX
	100	1000		XT4NU3100AFF000XXX	XT4SU3100AFF000XXX	XT4HU3100AFF000XXX	XT4LU3100AFF000XXX	XT4VU3100AFF000XXX	XT4XU3100AFF000XXX
	110	1100		XT4NU3110AFF000XXX	XT4SU3110AFF000XXX	XT4HU3110AFF000XXX	XT4LU3110AFF000XXX	XT4VU3110AFF000XXX	XT4XU3110AFF000XXX
	125	1250		XT4NU3125AFF000XXX	XT4SU3125AFF000XXX	XT4HU3125AFF000XXX	XT4LU3125AFF000XXX	XT4VU3125AFF000XXX	XT4XU3125AFF000XXX
	150	1500		XT4NU3150AFF000XXX	XT4SU3150AFF000XXX	XT4HU3150AFF000XXX	XT4LU3150AFF000XXX	XT4VU3150AFF000XXX	XT4XU3150AFF000XXX
	175	1750		XT4NU3175AFF000XXX	XT4SU3175AFF000XXX	XT4HU3175AFF000XXX	XT4LU3175AFF000XXX	XT4VU3175AFF000XXX	XT4XU3175AFF000XXX
	200	2000		XT4NU3200AFF000XXX	XT4SU3200AFF000XXX	XT4HU3200AFF000XXX	XT4LU3200AFF000XXX	XT4VU3200AFF000XXX	XT4XU3200AFF000XXX
	225	2250		XT4NU3225AFF000XXX	XT4SU3225AFF000XXX	XT4HU3225AFF000XXX	XT4LU3225AFF000XXX	XT4VU3225AFF000XXX	XT4XU3225AFF000XXX
	250	2500		XT4NU3250AFF000XXX	XT4SU3250AFF000XXX	XT4HU3250AFF000XXX	XT4LU3250AFF000XXX	XT4VU3250AFF000XXX	XT4XU3250AFF000XXX
TMA	56...80	400...800		XT4NU3080BFF000XXX	XT4SU3080BFF000XXX	XT4HU3080BFF000XXX	XT4LU3080BFF000XXX	XT4VU3080BFF000XXX	XT4XU3080BFF000XXX
	63...90	450...900		XT4NU3090BFF000XXX	XT4SU3090BFF000XXX	XT4HU3090BFF000XXX	XT4LU3090BFF000XXX	XT4VU3090BFF000XXX	XT4XU3090BFF000XXX
	70...100	500...1000		XT4NU3100BFF000XXX	XT4SU3100BFF000XXX	XT4HU3100BFF000XXX	XT4LU3100BFF000XXX	XT4VU3100BFF000XXX	XT4XU3100BFF000XXX
	77...110	550...1100		XT4NU3110BFF000XXX	XT4SU3110BFF000XXX	XT4HU3110BFF000XXX	XT4LU3110BFF000XXX	XT4VU3110BFF000XXX	XT4XU3110BFF000XXX
	87.5...125	625...1250		XT4NU3125BFF000XXX	XT4SU3125BFF000XXX	XT4HU3125BFF000XXX	XT4LU3125BFF000XXX	XT4VU3125BFF000XXX	XT4XU3125BFF000XXX
	105...150	750...1500		XT4NU3150BFF000XXX	XT4SU3150BFF000XXX	XT4HU3150BFF000XXX	XT4LU3150BFF000XXX	XT4VU3150BFF000XXX	XT4XU3150BFF000XXX
	122.5...175	875...1750		XT4NU3175BFF000XXX	XT4SU3175BFF000XXX	XT4HU3175BFF000XXX	XT4LU3175BFF000XXX	XT4VU3175BFF000XXX	XT4XU3175BFF000XXX
	140...200	1000...2000		XT4NU3200BFF000XXX	XT4SU3200BFF000XXX	XT4HU3200BFF000XXX	XT4LU3200BFF000XXX	XT4VU3200BFF000XXX	XT4XU3200BFF000XXX
	157.5...225	1125...2250		XT4NU3225BFF000XXX	XT4SU3225BFF000XXX	XT4HU3225BFF000XXX	XT4LU3225BFF000XXX	XT4VU3225BFF000XXX	XT4XU3225BFF000XXX
	175...250	1250...2500		XT4NU3250BFF000XXX	XT4SU3250BFF000XXX	XT4HU3250BFF000XXX	XT4LU3250BFF000XXX	XT4VU3250BFF000XXX	XT4XU3250BFF000XXX

⁽¹⁾Consult ABB for availability.

Tmax XT ranges

Ordering details XT4

XT4 250A TMF/TMA - Fixed (F) - 3 poles - Front terminals (F) - 100% rated UL/CSA

Thermomagnetic trip unit			IC	NQ	SQ	HQ	LQ	VQ	XQ ⁽¹⁾	
Type	In	I _s	Rating (600V)	18 kA Part number	22 kA Part number	25 kA Part number	50 kA Part number	65 kA Part number	100 kA Part number	
TMF	25	400		XT4NQ3025AFF000XXX	XT4SQ3025AFF000XXX	XT4HQ3025AFF000XXX	XT4LQ3025AFF000XXX	XT4VQ3025AFF000XXX	XT4XQ3025AFF000XXX	
	30	400		XT4NQ3030AFF000XXX	XT4SQ3030AFF000XXX	XT4HQ3030AFF000XXX	XT4LQ3030AFF000XXX	XT4VQ3030AFF000XXX	XT4XQ3030AFF000XXX	
	35	400		XT4NQ3035AFF000XXX	XT4SQ3035AFF000XXX	XT4HQ3035AFF000XXX	XT4LQ3035AFF000XXX	XT4VQ3035AFF000XXX	XT4XQ3035AFF000XXX	
	40	400		XT4NQ3040AFF000XXX	XT4SQ3040AFF000XXX	XT4HQ3040AFF000XXX	XT4LQ3040AFF000XXX	XT4VQ3040AFF000XXX	XT4XQ3040AFF000XXX	
	50	500		XT4NQ3050AFF000XXX	XT4SQ3050AFF000XXX	XT4HQ3050AFF000XXX	XT4LQ3050AFF000XXX	XT4VQ3050AFF000XXX	XT4XQ3050AFF000XXX	
	60	600		XT4NQ3060AFF000XXX	XT4SQ3060AFF000XXX	XT4HQ3060AFF000XXX	XT4LQ3060AFF000XXX	XT4VQ3060AFF000XXX	XT4XQ3060AFF000XXX	
	70	700		XT4NQ3070AFF000XXX	XT4SQ3070AFF000XXX	XT4HQ3070AFF000XXX	XT4LQ3070AFF000XXX	XT4VQ3070AFF000XXX	XT4XQ3070AFF000XXX	
	80	800		XT4NQ3080AFF000XXX	XT4SQ3080AFF000XXX	XT4HQ3080AFF000XXX	XT4LQ3080AFF000XXX	XT4VQ3080AFF000XXX	XT4XQ3080AFF000XXX	
	90	900		XT4NQ3090AFF000XXX	XT4SQ3090AFF000XXX	XT4HQ3090AFF000XXX	XT4LQ3090AFF000XXX	XT4VQ3090AFF000XXX	XT4XQ3090AFF000XXX	
	100	1000		XT4NQ3100AFF000XXX	XT4SQ3100AFF000XXX	XT4HQ3100AFF000XXX	XT4LQ3100AFF000XXX	XT4VQ3100AFF000XXX	XT4XQ3100AFF000XXX	
	110	1100		XT4NQ3110AFF000XXX	XT4SQ3110AFF000XXX	XT4HQ3110AFF000XXX	XT4LQ3110AFF000XXX	XT4VQ3110AFF000XXX	XT4XQ3110AFF000XXX	
	125	1250		XT4NQ3125AFF000XXX	XT4SQ3125AFF000XXX	XT4HQ3125AFF000XXX	XT4LQ3125AFF000XXX	XT4VQ3125AFF000XXX	XT4XQ3125AFF000XXX	
	150	1500		XT4NQ3150AFF000XXX	XT4SQ3150AFF000XXX	XT4HQ3150AFF000XXX	XT4LQ3150AFF000XXX	XT4VQ3150AFF000XXX	XT4XQ3150AFF000XXX	
	175	1750		XT4NQ3175AFF000XXX	XT4SQ3175AFF000XXX	XT4HQ3175AFF000XXX	XT4LQ3175AFF000XXX	XT4VQ3175AFF000XXX	XT4XQ3175AFF000XXX	
	200	2000		XT4NQ3200AFF000XXX	XT4SQ3200AFF000XXX	XT4HQ3200AFF000XXX	XT4LQ3200AFF000XXX	XT4VQ3200AFF000XXX	XT4XQ3200AFF000XXX	
	225	2250		XT4NQ3225AFF000XXX	XT4SQ3225AFF000XXX	XT4HQ3225AFF000XXX	XT4LQ3225AFF000XXX	XT4VQ3225AFF000XXX	XT4XQ3225AFF000XXX	
	250	2500		XT4NQ3250AFF000XXX	XT4SQ3250AFF000XXX	XT4HQ3250AFF000XXX	XT4LQ3250AFF000XXX	XT4VQ3250AFF000XXX	XT4XQ3250AFF000XXX	
	TMA	56...80	400...800		XT4NQ3080BFF000XXX	XT4SQ3080BFF000XXX	XT4HQ3080BFF000XXX	XT4LQ3080BFF000XXX	XT4VQ3080BFF000XXX	XT4XQ3080BFF000XXX
		63...90	450...900		XT4NQ3090BFF000XXX	XT4SQ3090BFF000XXX	XT4HQ3090BFF000XXX	XT4LQ3090BFF000XXX	XT4VQ3090BFF000XXX	XT4XQ3090BFF000XXX
		70...100	500...1000		XT4NQ3100BFF000XXX	XT4SQ3100BFF000XXX	XT4HQ3100BFF000XXX	XT4LQ3100BFF000XXX	XT4VQ3100BFF000XXX	XT4XQ3100BFF000XXX
77...110		550...1100		XT4NQ3110BFF000XXX	XT4SQ3110BFF000XXX	XT4HQ3110BFF000XXX	XT4LQ3110BFF000XXX	XT4VQ3110BFF000XXX	XT4XQ3110BFF000XXX	
87.5...125		625...1250		XT4NQ3125BFF000XXX	XT4SQ3125BFF000XXX	XT4HQ3125BFF000XXX	XT4LQ3125BFF000XXX	XT4VQ3125BFF000XXX	XT4XQ3125BFF000XXX	
105...150		750...1500		XT4NQ3150BFF000XXX	XT4SQ3150BFF000XXX	XT4HQ3150BFF000XXX	XT4LQ3150BFF000XXX	XT4VQ3150BFF000XXX	XT4XQ3150BFF000XXX	
122.5...175		875...1750		XT4NQ3175BFF000XXX	XT4SQ3175BFF000XXX	XT4HQ3175BFF000XXX	XT4LQ3175BFF000XXX	XT4VQ3175BFF000XXX	XT4XQ3175BFF000XXX	
140...200		1000...2000		XT4NQ3200BFF000XXX	XT4SQ3200BFF000XXX	XT4HQ3200BFF000XXX	XT4LQ3200BFF000XXX	XT4VQ3200BFF000XXX	XT4XQ3200BFF000XXX	
157.5...225		1125...2250		XT4NQ3225BFF000XXX	XT4SQ3225BFF000XXX	XT4HQ3225BFF000XXX	XT4LQ3225BFF000XXX	XT4VQ3225BFF000XXX	XT4XQ3225BFF000XXX	
175...250		1250...2500		XT4NQ3250BFF000XXX	XT4SQ3250BFF000XXX	XT4HQ3250BFF000XXX	XT4LQ3250BFF000XXX	XT4VQ3250BFF000XXX	XT4XQ3250BFF000XXX	

⁽¹⁾Consult ABB for availability.

XT4 250A TMF/TMA - Fixed (F) - 4 poles - Front terminals (F) - UL/CSA

Thermomagnetic trip unit			IC	N	S	H	L	V	X ⁽¹⁾
Type	In	I _s	Rating (600V)	18 kA Part number	22 kA Part number	25 kA Part number	50 kA Part number	65 kA Part number	100 kA Part number
TMF	25	400		XT4NU4025AFF000XXX	XT4SU4025AFF000XXX	XT4HU4025AFF000XXX	XT4LU4025AFF000XXX	XT4VU4025AFF000XXX	XT4XU4025AFF000XXX
	30	400		XT4NU4030AFF000XXX	XT4SU4030AFF000XXX	XT4HU4030AFF000XXX	XT4LU4030AFF000XXX	XT4VU4030AFF000XXX	XT4XU4030AFF000XXX
	35	400		XT4NU4035AFF000XXX	XT4SU4035AFF000XXX	XT4HU4035AFF000XXX	XT4LU4035AFF000XXX	XT4VU4035AFF000XXX	XT4XU4035AFF000XXX
	40	400		XT4NU4040AFF000XXX	XT4SU4040AFF000XXX	XT4HU4040AFF000XXX	XT4LU4040AFF000XXX	XT4VU4040AFF000XXX	XT4XU4040AFF000XXX
	50	500		XT4NU4050AFF000XXX	XT4SU4050AFF000XXX	XT4HU4050AFF000XXX	XT4LU4050AFF000XXX	XT4VU4050AFF000XXX	XT4XU4050AFF000XXX
	60	600		XT4NU4060AFF000XXX	XT4SU4060AFF000XXX	XT4HU4060AFF000XXX	XT4LU4060AFF000XXX	XT4VU4060AFF000XXX	XT4XU4060AFF000XXX
	70	700		XT4NU4070AFF000XXX	XT4SU4070AFF000XXX	XT4HU4070AFF000XXX	XT4LU4070AFF000XXX	XT4VU4070AFF000XXX	XT4XU4070AFF000XXX
	70	700		XT4NU4070AFF000XXX	XT4SU4070AFF000XXX	XT4HU4070AFF000XXX	XT4LU4070AFF000XXX	XT4VU4070AFF000XXX	XT4XU4070AFF000XXX
TMA	56...80	400...800		XT4NU4080BFF000XXX	XT4SU4080BFF000XXX	XT4HU4080BFF000XXX	XT4LU4080BFF000XXX	XT4VU4080BFF000XXX	XT4XU4080BFF000XXX
	63...90	450...900		XT4NU4090BFF000XXX	XT4SU4090BFF000XXX	XT4HU4090BFF000XXX	XT4LU4090BFF000XXX	XT4VU4090BFF000XXX	XT4XU4090BFF000XXX
	70...100	500...1000		XT4NU4100BFF000XXX	XT4SU4100BFF000XXX	XT4HU4100BFF000XXX	XT4LU4100BFF000XXX	XT4VU4100BFF000XXX	XT4XU4100BFF000XXX
	77...110	550...1100		XT4NU4110BFF000XXX	XT4SU4110BFF000XXX	XT4HU4110BFF000XXX	XT4LU4110BFF000XXX	XT4VU4110BFF000XXX	XT4XU4110BFF000XXX
	87.5...125	625...1250		XT4NU4125BFF000XXX	XT4SU4125BFF000XXX	XT4HU4125BFF000XXX	XT4LU4125BFF000XXX	XT4VU4125BFF000XXX	XT4XU4125BFF000XXX
	105...150	750...1500		XT4NU4150BFF000XXX	XT4SU4150BFF000XXX	XT4HU4150BFF000XXX	XT4LU4150BFF000XXX	XT4VU4150BFF000XXX	XT4XU4150BFF000XXX
	122.5...175	875...1750		XT4NU4175BFF000XXX	XT4SU4175BFF000XXX	XT4HU4175BFF000XXX	XT4LU4175BFF000XXX	XT4VU4175BFF000XXX	XT4XU4175BFF000XXX
	140...200	1000...2000		XT4NU4200BFF000XXX	XT4SU4200BFF000XXX	XT4HU4200BFF000XXX	XT4LU4200BFF000XXX	XT4VU4200BFF000XXX	XT4XU4200BFF000XXX
	157.5...225	1125...2250		XT4NU4225BFF000XXX	XT4SU4225BFF000XXX	XT4HU4225BFF000XXX	XT4LU4225BFF000XXX	XT4VU4225BFF000XXX	XT4XU4225BFF000XXX
	175...250	1250...2500		XT4NU4250BFF000XXX	XT4SU4250BFF000XXX	XT4HU4250BFF000XXX	XT4LU4250BFF000XXX	XT4VU4250BFF000XXX	XT4XU4250BFF000XXX

⁽¹⁾Consult ABB for availability.

Tmax XT ranges

Ordering details XT4

XT4 250A TMF/TMA - Fixed (F) - 4 poles - Front terminals (F) - 100% rated UL/CSA

Thermomagnetic trip unit			IC Rating (600V)	NQ 18 kA Part number	SQ 22 kA Part number	HQ 25 kA Part number	LQ 50 kA Part number	VQ 65 kA Part number	XQ ⁽¹⁾ 100 kA Part number
Type	In	I _s							
TMF	25	400		XT4NQ4025AFF000XXX	XT4SQ4025AFF000XXX	XT4HQ4025AFF000XXX	XT4LQ4025AFF000XXX	XT4VQ4025AFF000XXX	XT4XQ4025AFF000XXX
	30	400		XT4NQ4030AFF000XXX	XT4SQ4030AFF000XXX	XT4HQ4030AFF000XXX	XT4LQ4030AFF000XXX	XT4VQ4030AFF000XXX	XT4XQ4030AFF000XXX
	35	400		XT4NQ4035AFF000XXX	XT4SQ4035AFF000XXX	XT4HQ4035AFF000XXX	XT4LQ4035AFF000XXX	XT4VQ4035AFF000XXX	XT4XQ4035AFF000XXX
	40	400		XT4NQ4040AFF000XXX	XT4SQ4040AFF000XXX	XT4HQ4040AFF000XXX	XT4LQ4040AFF000XXX	XT4VQ4040AFF000XXX	XT4XQ4040AFF000XXX
	50	500		XT4NQ4050AFF000XXX	XT4SQ4050AFF000XXX	XT4HQ4050AFF000XXX	XT4LQ4050AFF000XXX	XT4VQ4050AFF000XXX	XT4XQ4050AFF000XXX
	60	600		XT4NQ4060AFF000XXX	XT4SQ4060AFF000XXX	XT4HQ4060AFF000XXX	XT4LQ4060AFF000XXX	XT4VQ4060AFF000XXX	XT4XQ4060AFF000XXX
	70	700		XT4NQ4070AFF000XXX	XT4SQ4070AFF000XXX	XT4HQ4070AFF000XXX	XT4LQ4070AFF000XXX	XT4VQ4070AFF000XXX	XT4XQ4070AFF000XXX
TMA	56...80	400...800		XT4NQ4080BFF000XXX	XT4SQ4080BFF000XXX	XT4HQ4080BFF000XXX	XT4LQ4080BFF000XXX	XT4VQ4080BFF000XXX	XT4XQ4080BFF000XXX
	63...90	450...900		XT4NQ4090BFF000XXX	XT4SQ4090BFF000XXX	XT4HQ4090BFF000XXX	XT4LQ4090BFF000XXX	XT4VQ4090BFF000XXX	XT4XQ4090BFF000XXX
	70...100	500...1000		XT4NQ4100BFF000XXX	XT4SQ4100BFF000XXX	XT4HQ4100BFF000XXX	XT4LQ4100BFF000XXX	XT4VQ4100BFF000XXX	XT4XQ4100BFF000XXX
	77...110	550...1100		XT4NQ4110BFF000XXX	XT4SQ4110BFF000XXX	XT4HQ4110BFF000XXX	XT4LQ4110BFF000XXX	XT4VQ4110BFF000XXX	XT4XQ4110BFF000XXX
	87.5...125	625...1250		XT4NQ4125BFF000XXX	XT4SQ4125BFF000XXX	XT4HQ4125BFF000XXX	XT4LQ4125BFF000XXX	XT4VQ4125BFF000XXX	XT4XQ4125BFF000XXX
	105...150	750...1500		XT4NQ4150BFF000XXX	XT4SQ4150BFF000XXX	XT4HQ4150BFF000XXX	XT4LQ4150BFF000XXX	XT4VQ4150BFF000XXX	XT4XQ4150BFF000XXX
	122.5...175	875...1750		XT4NQ4175BFF000XXX	XT4SQ4175BFF000XXX	XT4HQ4175BFF000XXX	XT4LQ4175BFF000XXX	XT4VQ4175BFF000XXX	XT4XQ4175BFF000XXX
	140...200	1000...2000		XT4NQ4200BFF000XXX	XT4SQ4200BFF000XXX	XT4HQ4200BFF000XXX	XT4LQ4200BFF000XXX	XT4VQ4200BFF000XXX	XT4XQ4200BFF000XXX
	157.5...225	1125...2250		XT4NQ4225BFF000XXX	XT4SQ4225BFF000XXX	XT4HQ4225BFF000XXX	XT4LQ4225BFF000XXX	XT4VQ4225BFF000XXX	XT4XQ4225BFF000XXX
	175...250	1250...2500		XT4NQ4250BFF000XXX	XT4SQ4250BFF000XXX	XT4HQ4250BFF000XXX	XT4LQ4250BFF000XXX	XT4VQ4250BFF000XXX	XT4XQ4250BFF000XXX

⁽¹⁾ Consult ABB for availability.

Tmax XT ranges

Ordering details XT4

XT4 250A Ekip - Fixed (F) - 3 poles - Front terminals (F) - UL/CSA

Ekip electronic trip units		IC Rating (600V)	N	S	H	L	V	X ⁽¹⁾
Type	In		18 kA Part number	22 kA Part number	25 kA Part number	50 kA Part number	65 kA Part number	100 kA Part number
Ekip LS/I	40		XT4NU3040EFF000XXX	XT4SU3040EFF000XXX	XT4HU3040EFF000XXX	XT4LU3040EFF000XXX	XT4VU3040EFF000XXX	XT4XU3040EFF000XXX
	60		XT4NU3060EFF000XXX	XT4SU3060EFF000XXX	XT4HU3060EFF000XXX	XT4LU3060EFF000XXX	XT4VU3060EFF000XXX	XT4XU3060EFF000XXX
	100		XT4NU3100EFF000XXX	XT4SU3100EFF000XXX	XT4HU3100EFF000XXX	XT4LU3100EFF000XXX	XT4VU3100EFF000XXX	XT4XU3100EFF000XXX
	150		XT4NU3150EFF000XXX	XT4SU3150EFF000XXX	XT4HU3150EFF000XXX	XT4LU3150EFF000XXX	XT4VU3150EFF000XXX	XT4XU3150EFF000XXX
	225		XT4NU3225EFF000XXX	XT4SU3225EFF000XXX	XT4HU3225EFF000XXX	XT4LU3225EFF000XXX	XT4VU3225EFF000XXX	XT4XU3225EFF000XXX
	250		XT4NU3250EFF000XXX	XT4SU3250EFF000XXX	XT4HU3250EFF000XXX	XT4LU3250EFF000XXX	XT4VU3250EFF000XXX	XT4XU3250EFF000XXX
Ekip LSI	40		XT4NU3040FFF000XXX	XT4SU3040FFF000XXX	XT4HU3040FFF000XXX	XT4LU3040FFF000XXX	XT4VU3040FFF000XXX	XT4XU3040FFF000XXX
	60		XT4NU3060FFF000XXX	XT4SU3060FFF000XXX	XT4HU3060FFF000XXX	XT4LU3060FFF000XXX	XT4VU3060FFF000XXX	XT4XU3060FFF000XXX
	100		XT4NU3100FFF000XXX	XT4SU3100FFF000XXX	XT4HU3100FFF000XXX	XT4LU3100FFF000XXX	XT4VU3100FFF000XXX	XT4XU3100FFF000XXX
	150		XT4NU3150FFF000XXX	XT4SU3150FFF000XXX	XT4HU3150FFF000XXX	XT4LU3150FFF000XXX	XT4VU3150FFF000XXX	XT4XU3150FFF000XXX
	225		XT4NU3225FFF000XXX	XT4SU3225FFF000XXX	XT4HU3225FFF000XXX	XT4LU3225FFF000XXX	XT4VU3225FFF000XXX	XT4XU3225FFF000XXX
	250		XT4NU3250FFF000XXX	XT4SU3250FFF000XXX	XT4HU3250FFF000XXX	XT4LU3250FFF000XXX	XT4VU3250FFF000XXX	XT4XU3250FFF000XXX
Ekip LSIG	40		XT4NU3040GFF000XXX	XT4SU3040GFF000XXX	XT4HU3040GFF000XXX	XT4LU3040GFF000XXX	XT4VU3040GFF000XXX	XT4XU3040GFF000XXX
	60		XT4NU3060GFF000XXX	XT4SU3060GFF000XXX	XT4HU3060GFF000XXX	XT4LU3060GFF000XXX	XT4VU3060GFF000XXX	XT4XU3060GFF000XXX
	100		XT4NU3100GFF000XXX	XT4SU3100GFF000XXX	XT4HU3100GFF000XXX	XT4LU3100GFF000XXX	XT4VU3100GFF000XXX	XT4XU3100GFF000XXX
	150		XT4NU3150GFF000XXX	XT4SU3150GFF000XXX	XT4HU3150GFF000XXX	XT4LU3150GFF000XXX	XT4VU3150GFF000XXX	XT4XU3150GFF000XXX
	225		XT4NU3225GFF000XXX	XT4SU3225GFF000XXX	XT4HU3225GFF000XXX	XT4LU3225GFF000XXX	XT4VU3225GFF000XXX	XT4XU3225GFF000XXX
	250		XT4NU3250GFF000XXX	XT4SU3250GFF000XXX	XT4HU3250GFF000XXX	XT4LU3250GFF000XXX	XT4VU3250GFF000XXX	XT4XU3250GFF000XXX
Ekip E-LSIG	40		XT4NU3040HFF000XXX	XT4SU3040HFF000XXX	XT4HU3040HFF000XXX	XT4LU3040HFF000XXX	XT4VU3040HFF000XXX	-
	60		XT4NU3060HFF000XXX	XT4SU3060HFF000XXX	XT4HU3060HFF000XXX	XT4LU3060HFF000XXX	XT4VU3060HFF000XXX	-
	100		XT4NU3100HFF000XXX	XT4SU3100HFF000XXX	XT4HU3100HFF000XXX	XT4LU3100HFF000XXX	XT4VU3100HFF000XXX	-
	150		XT4NU3150HFF000XXX	XT4SU3150HFF000XXX	XT4HU3150HFF000XXX	XT4LU3150HFF000XXX	XT4VU3150HFF000XXX	-
	225		XT4NU3225HFF000XXX	XT4SU3225HFF000XXX	XT4HU3225HFF000XXX	XT4LU3225HFF000XXX	XT4VU3225HFF000XXX	-
	250		XT4NU3250HFF000XXX	XT4SU3250HFF000XXX	XT4HU3250HFF000XXX	XT4LU3250HFF000XXX	XT4VU3250HFF000XXX	-
Ekip I	40		XT4NU3040JFF000XXX	XT4SU3040JFF000XXX	XT4HU3040JFF000XXX	XT4LU3040JFF000XXX	XT4VU3040JFF000XXX	XT4XU3040JFF000XXX
	60		XT4NU3060JFF000XXX	XT4SU3060JFF000XXX	XT4HU3060JFF000XXX	XT4LU3060JFF000XXX	XT4VU3060JFF000XXX	XT4XU3060JFF000XXX
	100		XT4NU3100JFF000XXX	XT4SU3100JFF000XXX	XT4HU3100JFF000XXX	XT4LU3100JFF000XXX	XT4VU3100JFF000XXX	XT4XU3100JFF000XXX
	150		XT4NU3150JFF000XXX	XT4SU3150JFF000XXX	XT4HU3150JFF000XXX	XT4LU3150JFF000XXX	XT4VU3150JFF000XXX	XT4XU3150JFF000XXX
	225		XT4NU3225JFF000XXX	XT4SU3225JFF000XXX	XT4HU3225JFF000XXX	XT4LU3225JFF000XXX	XT4VU3225JFF000XXX	XT4XU3225JFF000XXX
	250		XT4NU3250JFF000XXX	XT4SU3250JFF000XXX	XT4HU3250JFF000XXX	XT4LU3250JFF000XXX	XT4VU3250JFF000XXX	XT4XU3250JFF000XXX
Ekip M-LIU	40		-	-	XT4HU3040LFF000XXX	-	-	-
	60		-	-	XT4HU3060LFF000XXX	-	-	-
	100		-	-	XT4HU3100LFF000XXX	-	-	-
	150		-	-	XT4HU3150LFF000XXX	-	-	-

⁽¹⁾Consult ABB for availability.

Tmax XT ranges

Ordering details XT4

XT4 250A Ekip - Fixed (F) - 3 poles - Front terminals (F) - 100% rated UL/CSA

Ekip electronic trip units		IC Rating (600V)	NQ 18 kA Part number	SQ 22 kA Part number	HQ 25 kA Part number	LQ 50 kA Part number	VQ 65 kA Part number	XQ ⁽¹⁾ 100 kA Part number
Type	In							
Ekip LS/I	40		XT4NQ3040EFF000XXX	XT4SQ3040EFF000XXX	XT4HQ3040EFF000XXX	XT4LQ3040EFF000XXX	XT4VQ3040EFF000XXX	XT4XQ3040EFF000XXX
	60		XT4NQ3060EFF000XXX	XT4SQ3060EFF000XXX	XT4HQ3060EFF000XXX	XT4LQ3060EFF000XXX	XT4VQ3060EFF000XXX	XT4XQ3060EFF000XXX
	100		XT4NQ3100EFF000XXX	XT4SQ3100EFF000XXX	XT4HQ3100EFF000XXX	XT4LQ3100EFF000XXX	XT4VQ3100EFF000XXX	XT4XQ3100EFF000XXX
	150		XT4NQ3150EFF000XXX	XT4SQ3150EFF000XXX	XT4HQ3150EFF000XXX	XT4LQ3150EFF000XXX	XT4VQ3150EFF000XXX	XT4XQ3150EFF000XXX
	225		XT4NQ3225EFF000XXX	XT4SQ3225EFF000XXX	XT4HQ3225EFF000XXX	XT4LQ3225EFF000XXX	XT4VQ3225EFF000XXX	XT4XQ3225EFF000XXX
	250		XT4NQ3250EFF000XXX	XT4SQ3250EFF000XXX	XT4HQ3250EFF000XXX	XT4LQ3250EFF000XXX	XT4VQ3250EFF000XXX	XT4XQ3250EFF000XXX
Ekip LSI	40		XT4NQ3040FFF000XXX	XT4SQ3040FFF000XXX	XT4HQ3040FFF000XXX	XT4LQ3040FFF000XXX	XT4VQ3040FFF000XXX	XT4XQ3040FFF000XXX
	60		XT4NQ3060FFF000XXX	XT4SQ3060FFF000XXX	XT4HQ3060FFF000XXX	XT4LQ3060FFF000XXX	XT4VQ3060FFF000XXX	XT4XQ3060FFF000XXX
	100		XT4NQ3100FFF000XXX	XT4SQ3100FFF000XXX	XT4HQ3100FFF000XXX	XT4LQ3100FFF000XXX	XT4VQ3100FFF000XXX	XT4XQ3100FFF000XXX
	150		XT4NQ3150FFF000XXX	XT4SQ3150FFF000XXX	XT4HQ3150FFF000XXX	XT4LQ3150FFF000XXX	XT4VQ3150FFF000XXX	XT4XQ3150FFF000XXX
	225		XT4NQ3225FFF000XXX	XT4SQ3225FFF000XXX	XT4HQ3225FFF000XXX	XT4LQ3225FFF000XXX	XT4VQ3225FFF000XXX	XT4XQ3225FFF000XXX
	250		XT4NQ3250FFF000XXX	XT4SQ3250FFF000XXX	XT4HQ3250FFF000XXX	XT4LQ3250FFF000XXX	XT4VQ3250FFF000XXX	XT4XQ3250FFF000XXX
Ekip LSIG	40		XT4NQ3040GFF000XXX	XT4SQ3040GFF000XXX	XT4HQ3040GFF000XXX	XT4LQ3040GFF000XXX	XT4VQ3040GFF000XXX	XT4XQ3040GFF000XXX
	60		XT4NQ3060GFF000XXX	XT4SQ3060GFF000XXX	XT4HQ3060GFF000XXX	XT4LQ3060GFF000XXX	XT4VQ3060GFF000XXX	XT4XQ3060GFF000XXX
	100		XT4NQ3100GFF000XXX	XT4SQ3100GFF000XXX	XT4HQ3100GFF000XXX	XT4LQ3100GFF000XXX	XT4VQ3100GFF000XXX	XT4XQ3100GFF000XXX
	150		XT4NQ3150GFF000XXX	XT4SQ3150GFF000XXX	XT4HQ3150GFF000XXX	XT4LQ3150GFF000XXX	XT4VQ3150GFF000XXX	XT4XQ3150GFF000XXX
	225		XT4NQ3225GFF000XXX	XT4SQ3225GFF000XXX	XT4HQ3225GFF000XXX	XT4LQ3225GFF000XXX	XT4VQ3225GFF000XXX	XT4XQ3225GFF000XXX
	250		XT4NQ3250GFF000XXX	XT4SQ3250GFF000XXX	XT4HQ3250GFF000XXX	XT4LQ3250GFF000XXX	XT4VQ3250GFF000XXX	XT4XQ3250GFF000XXX
Ekip E-LSIG	40		XT4NQ3040HFF000XXX	XT4SQ3040HFF000XXX	XT4HQ3040HFF000XXX	XT4LQ3040HFF000XXX	XT4VQ3040HFF000XXX	-
	60		XT4NQ3060HFF000XXX	XT4SQ3060HFF000XXX	XT4HQ3060HFF000XXX	XT4LQ3060HFF000XXX	XT4VQ3060HFF000XXX	-
	100		XT4NQ3100HFF000XXX	XT4SQ3100HFF000XXX	XT4HQ3100HFF000XXX	XT4LQ3100HFF000XXX	XT4VQ3100HFF000XXX	-
	150		XT4NQ3150HFF000XXX	XT4SQ3150HFF000XXX	XT4HQ3150HFF000XXX	XT4LQ3150HFF000XXX	XT4VQ3150HFF000XXX	-
	225		XT4NQ3225HFF000XXX	XT4SQ3225HFF000XXX	XT4HQ3225HFF000XXX	XT4LQ3225HFF000XXX	XT4VQ3225HFF000XXX	-
	250		XT4NQ3250HFF000XXX	XT4SQ3250HFF000XXX	XT4HQ3250HFF000XXX	XT4LQ3250HFF000XXX	XT4VQ3250HFF000XXX	-
Ekip I	40		XT4NQ3040JFF000XXX	XT4SQ3040JFF000XXX	XT4HQ3040JFF000XXX	XT4LQ3040JFF000XXX	XT4VQ3040JFF000XXX	XT4XQ3040JFF000XXX
	60		XT4NQ3060JFF000XXX	XT4SQ3060JFF000XXX	XT4HQ3060JFF000XXX	XT4LQ3060JFF000XXX	XT4VQ3060JFF000XXX	XT4XQ3060JFF000XXX
	100		XT4NQ3100JFF000XXX	XT4SQ3100JFF000XXX	XT4HQ3100JFF000XXX	XT4LQ3100JFF000XXX	XT4VQ3100JFF000XXX	XT4XQ3100JFF000XXX
	150		XT4NQ3150JFF000XXX	XT4SQ3150JFF000XXX	XT4HQ3150JFF000XXX	XT4LQ3150JFF000XXX	XT4VQ3150JFF000XXX	XT4XQ3150JFF000XXX
	225		XT4NQ3225JFF000XXX	XT4SQ3225JFF000XXX	XT4HQ3225JFF000XXX	XT4LQ3225JFF000XXX	XT4VQ3225JFF000XXX	XT4XQ3225JFF000XXX
	250		XT4NQ3250JFF000XXX	XT4SQ3250JFF000XXX	XT4HQ3250JFF000XXX	XT4LQ3250JFF000XXX	XT4VQ3250JFF000XXX	XT4XQ3250JFF000XXX

⁽¹⁾ Consult ABB for availability.

Tmax XT ranges

Ordering details XT4

XT4 250A Ekip - Fixed (F) - 4 poles - Front terminals (F) - UL/CSA

Ekip electronic trip units		IC Rating (600V)	N 18 kA Part number	S 22 kA Part number	H 25 kA Part number	L 50 kA Part number	V 65 kA Part number	X ⁽¹⁾ 100 kA Part number
Type	In							
Ekip LSI/	40		XT4NU4040EFF000XXX	XT4SU4040EFF000XXX	XT4HU4040EFF000XXX	XT4LU4040EFF000XXX	XT4VU4040EFF000XXX	XT4XU4040EFF000XXX
	60		XT4NU4060EFF000XXX	XT4SU4060EFF000XXX	XT4HU4060EFF000XXX	XT4LU4060EFF000XXX	XT4VU4060EFF000XXX	XT4XU4060EFF000XXX
	100		XT4NU4100EFF000XXX	XT4SU4100EFF000XXX	XT4HU4100EFF000XXX	XT4LU4100EFF000XXX	XT4VU4100EFF000XXX	XT4XU4100EFF000XXX
	150		XT4NU4150EFF000XXX	XT4SU4150EFF000XXX	XT4HU4150EFF000XXX	XT4LU4150EFF000XXX	XT4VU4150EFF000XXX	XT4XU4150EFF000XXX
	225		XT4NU4225EFF000XXX	XT4SU4225EFF000XXX	XT4HU4225EFF000XXX	XT4LU4225EFF000XXX	XT4VU4225EFF000XXX	XT4XU4225EFF000XXX
	250		XT4NU4250EFF000XXX	XT4SU4250EFF000XXX	XT4HU4250EFF000XXX	XT4LU4250EFF000XXX	XT4VU4250EFF000XXX	XT4XU4250EFF000XXX
Ekip LSI	40		XT4NU4040FFF000XXX	XT4SU4040FFF000XXX	XT4HU4040FFF000XXX	XT4LU4040FFF000XXX	XT4VU4040FFF000XXX	XT4XU4040FFF000XXX
	60		XT4NU4060FFF000XXX	XT4SU4060FFF000XXX	XT4HU4060FFF000XXX	XT4LU4060FFF000XXX	XT4VU4060FFF000XXX	XT4XU4060FFF000XXX
	100		XT4NU4100FFF000XXX	XT4SU4100FFF000XXX	XT4HU4100FFF000XXX	XT4LU4100FFF000XXX	XT4VU4100FFF000XXX	XT4XU4100FFF000XXX
	150		XT4NU4150FFF000XXX	XT4SU4150FFF000XXX	XT4HU4150FFF000XXX	XT4LU4150FFF000XXX	XT4VU4150FFF000XXX	XT4XU4150FFF000XXX
	225		XT4NU4225FFF000XXX	XT4SU4225FFF000XXX	XT4HU4225FFF000XXX	XT4LU4225FFF000XXX	XT4VU4225FFF000XXX	XT4XU4225FFF000XXX
	250		XT4NU4250FFF000XXX	XT4SU4250FFF000XXX	XT4HU4250FFF000XXX	XT4LU4250FFF000XXX	XT4VU4250FFF000XXX	XT4XU4250FFF000XXX
Ekip LSIG	40		XT4NU4040GFF000XXX	XT4SU4040GFF000XXX	XT4HU4040GFF000XXX	XT4LU4040GFF000XXX	XT4VU4040GFF000XXX	XT4XU4040GFF000XXX
	60		XT4NU4060GFF000XXX	XT4SU4060GFF000XXX	XT4HU4060GFF000XXX	XT4LU4060GFF000XXX	XT4VU4060GFF000XXX	XT4XU4060GFF000XXX
	100		XT4NU4100GFF000XXX	XT4SU4100GFF000XXX	XT4HU4100GFF000XXX	XT4LU4100GFF000XXX	XT4VU4100GFF000XXX	XT4XU4100GFF000XXX
	150		XT4NU4150GFF000XXX	XT4SU4150GFF000XXX	XT4HU4150GFF000XXX	XT4LU4150GFF000XXX	XT4VU4150GFF000XXX	XT4XU4150GFF000XXX
	225		XT4NU4225GFF000XXX	XT4SU4225GFF000XXX	XT4HU4225GFF000XXX	XT4LU4225GFF000XXX	XT4VU4225GFF000XXX	XT4XU4225GFF000XXX
	250		XT4NU4250GFF000XXX	XT4SU4250GFF000XXX	XT4HU4250GFF000XXX	XT4LU4250GFF000XXX	XT4VU4250GFF000XXX	XT4XU4250GFF000XXX
Ekip E-LSIG	40		XT4NU4040HFF000XXX	XT4SU4040HFF000XXX	XT4HU4040HFF000XXX	XT4LU4040HFF000XXX	XT4VU4040HFF000XXX	-
	60		XT4NU4060HFF000XXX	XT4SU4060HFF000XXX	XT4HU4060HFF000XXX	XT4LU4060HFF000XXX	XT4VU4060HFF000XXX	-
	100		XT4NU4100HFF000XXX	XT4SU4100HFF000XXX	XT4HU4100HFF000XXX	XT4LU4100HFF000XXX	XT4VU4100HFF000XXX	-
	150		XT4NU4150HFF000XXX	XT4SU4150HFF000XXX	XT4HU4150HFF000XXX	XT4LU4150HFF000XXX	XT4VU4150HFF000XXX	-
	225		XT4NU4225HFF000XXX	XT4SU4225HFF000XXX	XT4HU4225HFF000XXX	XT4LU4225HFF000XXX	XT4VU4225HFF000XXX	-
	250		XT4NU4250HFF000XXX	XT4SU4250HFF000XXX	XT4HU4250HFF000XXX	XT4LU4250HFF000XXX	XT4VU4250HFF000XXX	-
Ekip I	40		XT4NU4040JFF000XXX	XT4SU4040JFF000XXX	XT4HU4040JFF000XXX	XT4LU4040JFF000XXX	XT4VU4040JFF000XXX	XT4XU4040JFF000XXX
	60		XT4NU4060JFF000XXX	XT4SU4060JFF000XXX	XT4HU4060JFF000XXX	XT4LU4060JFF000XXX	XT4VU4060JFF000XXX	XT4XU4060JFF000XXX
	100		XT4NU4100JFF000XXX	XT4SU4100JFF000XXX	XT4HU4100JFF000XXX	XT4LU4100JFF000XXX	XT4VU4100JFF000XXX	XT4XU4100JFF000XXX
	150		XT4NU4150JFF000XXX	XT4SU4150JFF000XXX	XT4HU4150JFF000XXX	XT4LU4150JFF000XXX	XT4VU4150JFF000XXX	XT4XU4150JFF000XXX
	225		XT4NU4225JFF000XXX	XT4SU4225JFF000XXX	XT4HU4225JFF000XXX	XT4LU4225JFF000XXX	XT4VU4225JFF000XXX	XT4XU4225JFF000XXX
	250		XT4NU4250JFF000XXX	XT4SU4250JFF000XXX	XT4HU4250JFF000XXX	XT4LU4250JFF000XXX	XT4VU4250JFF000XXX	XT4XU4250JFF000XXX

⁽¹⁾Consult ABB for availability.

Tmax XT ranges

Ordering details XT4

XT4 250A Ekip - Fixed (F) - 4 poles - Front terminals (F) - 100% rated UL/CSA

Ekip electronic trip units		IC Rating (600V)	NQ 18 kA Part number	SQ 22 kA Part number	HQ 25 kA Part number	LQ 50 kA Part number	VQ 65 kA Part number	XQ ⁽¹⁾ 100 kA Part number
Type	In							
Ekip LS/I	40		XT4NQ4040EFF000XXX	XT4SQ4040EFF000XXX	XT4HQ4040EFF000XXX	XT4LQ4040EFF000XXX	XT4VQ4040EFF000XXX	XT4XQ4040EFF000XXX
	60		XT4NQ4060EFF000XXX	XT4SQ4060EFF000XXX	XT4HQ4060EFF000XXX	XT4LQ4060EFF000XXX	XT4VQ4060EFF000XXX	XT4XQ4060EFF000XXX
	100		XT4NQ4100EFF000XXX	XT4SQ4100EFF000XXX	XT4HQ4100EFF000XXX	XT4LQ4100EFF000XXX	XT4VQ4100EFF000XXX	XT4XQ4100EFF000XXX
	150		XT4NQ4150EFF000XXX	XT4SQ4150EFF000XXX	XT4HQ4150EFF000XXX	XT4LQ4150EFF000XXX	XT4VQ4150EFF000XXX	XT4XQ4150EFF000XXX
	225		XT4NQ4225EFF000XXX	XT4SQ4225EFF000XXX	XT4HQ4225EFF000XXX	XT4LQ4225EFF000XXX	XT4VQ4225EFF000XXX	XT4XQ4225EFF000XXX
	250		XT4NQ4250EFF000XXX	XT4SQ4250EFF000XXX	XT4HQ4250EFF000XXX	XT4LQ4250EFF000XXX	XT4VQ4250EFF000XXX	XT4XQ4250EFF000XXX
Ekip LSI	40		XT4NQ4040FFF000XXX	XT4SQ4040FFF000XXX	XT4HQ4040FFF000XXX	XT4LQ4040FFF000XXX	XT4VQ4040FFF000XXX	XT4XQ4040FFF000XXX
	60		XT4NQ4060FFF000XXX	XT4SQ4060FFF000XXX	XT4HQ4060FFF000XXX	XT4LQ4060FFF000XXX	XT4VQ4060FFF000XXX	XT4XQ4060FFF000XXX
	100		XT4NQ4100FFF000XXX	XT4SQ4100FFF000XXX	XT4HQ4100FFF000XXX	XT4LQ4100FFF000XXX	XT4VQ4100FFF000XXX	XT4XQ4100FFF000XXX
	150		XT4NQ4150FFF000XXX	XT4SQ4150FFF000XXX	XT4HQ4150FFF000XXX	XT4LQ4150FFF000XXX	XT4VQ4150FFF000XXX	XT4XQ4150FFF000XXX
	225		XT4NQ4225FFF000XXX	XT4SQ4225FFF000XXX	XT4HQ4225FFF000XXX	XT4LQ4225FFF000XXX	XT4VQ4225FFF000XXX	XT4XQ4225FFF000XXX
	250		XT4NQ4250FFF000XXX	XT4SQ4250FFF000XXX	XT4HQ4250FFF000XXX	XT4LQ4250FFF000XXX	XT4VQ4250FFF000XXX	XT4XQ4250FFF000XXX
Ekip LSiG	40		XT4NQ4040GFF000XXX	XT4SQ4040GFF000XXX	XT4HQ4040GFF000XXX	XT4LQ4040GFF000XXX	XT4VQ4040GFF000XXX	XT4XQ4040GFF000XXX
	60		XT4NQ4060GFF000XXX	XT4SQ4060GFF000XXX	XT4HQ4060GFF000XXX	XT4LQ4060GFF000XXX	XT4VQ4060GFF000XXX	XT4XQ4060GFF000XXX
	100		XT4NQ4100GFF000XXX	XT4SQ4100GFF000XXX	XT4HQ4100GFF000XXX	XT4LQ4100GFF000XXX	XT4VQ4100GFF000XXX	XT4XQ4100GFF000XXX
	150		XT4NQ4150GFF000XXX	XT4SQ4150GFF000XXX	XT4HQ4150GFF000XXX	XT4LQ4150GFF000XXX	XT4VQ4150GFF000XXX	XT4XQ4150GFF000XXX
	225		XT4NQ4225GFF000XXX	XT4SQ4225GFF000XXX	XT4HQ4225GFF000XXX	XT4LQ4225GFF000XXX	XT4VQ4225GFF000XXX	XT4XQ4225GFF000XXX
	250		XT4NQ4250GFF000XXX	XT4SQ4250GFF000XXX	XT4HQ4250GFF000XXX	XT4LQ4250GFF000XXX	XT4VQ4250GFF000XXX	XT4XQ4250GFF000XXX
Ekip E-LSiG	40		XT4NQ4040HFF000XXX	XT4SQ4040HFF000XXX	XT4HQ4040HFF000XXX	XT4LQ4040HFF000XXX	XT4VQ4040HFF000XXX	-
	60		XT4NQ4060HFF000XXX	XT4SQ4060HFF000XXX	XT4HQ4060HFF000XXX	XT4LQ4060HFF000XXX	XT4VQ4060HFF000XXX	-
	100		XT4NQ4100HFF000XXX	XT4SQ4100HFF000XXX	XT4HQ4100HFF000XXX	XT4LQ4100HFF000XXX	XT4VQ4100HFF000XXX	-
	150		XT4NQ4150HFF000XXX	XT4SQ4150HFF000XXX	XT4HQ4150HFF000XXX	XT4LQ4150HFF000XXX	XT4VQ4150HFF000XXX	-
	225		XT4NQ4225HFF000XXX	XT4SQ4225HFF000XXX	XT4HQ4225HFF000XXX	XT4LQ4225HFF000XXX	XT4VQ4225HFF000XXX	-
	250		XT4NQ4250HFF000XXX	XT4SQ4250HFF000XXX	XT4HQ4250HFF000XXX	XT4LQ4250HFF000XXX	XT4VQ4250HFF000XXX	-
Ekip I	40		XT4NQ4040JFF000XXX	XT4SQ4040JFF000XXX	XT4HQ4040JFF000XXX	XT4LQ4040JFF000XXX	XT4VQ4040JFF000XXX	XT4XQ4040JFF000XXX
	60		XT4NQ4060JFF000XXX	XT4SQ4060JFF000XXX	XT4HQ4060JFF000XXX	XT4LQ4060JFF000XXX	XT4VQ4060JFF000XXX	XT4XQ4060JFF000XXX
	100		XT4NQ4100JFF000XXX	XT4SQ4100JFF000XXX	XT4HQ4100JFF000XXX	XT4LQ4100JFF000XXX	XT4VQ4100JFF000XXX	XT4XQ4100JFF000XXX
	150		XT4NQ4150JFF000XXX	XT4SQ4150JFF000XXX	XT4HQ4150JFF000XXX	XT4LQ4150JFF000XXX	XT4VQ4150JFF000XXX	XT4XQ4150JFF000XXX
	225		XT4NQ4225JFF000XXX	XT4SQ4225JFF000XXX	XT4HQ4225JFF000XXX	XT4LQ4225JFF000XXX	XT4VQ4225JFF000XXX	XT4XQ4225JFF000XXX
	250		XT4NQ4250JFF000XXX	XT4SQ4250JFF000XXX	XT4HQ4250JFF000XXX	XT4LQ4250JFF000XXX	XT4VQ4250JFF000XXX	XT4XQ4250JFF000XXX

⁽¹⁾Consult ABB for availability.

XT4 250A MCP (MA) - Fixed (F) - 3 poles - Front terminals (F) - UL/CSA

Magnetic trip unit			IC Rating (600V)	H 25 kA Part number
Type	In	I ₃		
MCP	25	75...275		XT4HU3025MFF000XXX
	50	150...550		XT4HU3050MFF000XXX
	80	400...800		XT4HU3080MFF000XXX
	100	500...7000		XT4HU3100MFF000XXX
	110	550...1100		XT4HU3110MFF000XXX
	125	625...1250		XT4HU3125MFF000XXX
	150	750...1500		XT4HU3150MFF000XXX
	175	875...1750		XT4HU3175MFF000XXX
	200	1000...2000		XT4HU3200MFF000XXX
	225	1125...2250		XT4HU3225MFF000XXX
	250	1250...2500		XT4HU3250MFF000XXX

Tmax XT ranges

Ordering details XT4

3

XT4 250A switch - Fixed (F) - 3 poles - Front terminals (F) - UL/CSA

No trip unit			IC Rating (600V)	N 18 kA Part number	S 22 kA Part number	H 25 kA Part number	L 50 kA Part number	V 65 kA Part number
Type	In	Mag. Override						
XT4-D	250	2500		XT4NU3250DFF000XXX	XT4SU3250DFF000XXX	XT4HU3250DFF000XXX	XT4LU3250DFF000XXX	XT4VU3250DFF000XXX

XT4 250A switch - Fixed (F) - 4 poles - Front terminals (F) - UL/CSA

No trip unit			IC Rating (600V)	N 18 kA Part number	S 22 kA Part number	H 25 kA Part number	L 50 kA Part number	V 65 kA Part number
Type	In	Mag. Override						
XT4-D	250	2500		XT4NU4250DFF000XXX	XT4SU4250DFF000XXX	XT4HU4250DFF000XXX	XT4LU4250DFF000XXX	XT4VU4250DFF000XXX

XT4 250A Breaking part - UL/CSA

Type	IC Rating (600V)	N 18 kA Part number	S 22 kA Part number	H 25 kA Part number	L 50 kA Part number	V 65 kA Part number
XT4 250A breaking part - 3p		KXT4BP3N250	KXT4BP3S250	KXT4BP3H250	KXT4BP3L250	KXT4BP3V250
XT4 250A breaking part - 4p		KXT4BP4N250	KXT4BP4S250	KXT4BP4H250	KXT4BP4L250	KXT4BP4V250

XT4 250A Loose trip unit - UL/CSA

Thermal magnetic trip unit			3p Part number	4p Part number
Type	In	I _Δ		
TMF	25	400	KXT4TU3TMF25	KXT4TU4TMF25
	30	400	KXT4TU3TMF30	KXT4TU4TMF30
	35	400	KXT4TU3TMF35	KXT4TU4TMF35
	40	400	KXT4TU3TMF40	KXT4TU4TMF40
	50	500	KXT4TU3TMF50	KXT4TU4TMF50
	60	600	KXT4TU3TMF60	KXT4TU4TMF60
	70	700	KXT4TU3TMF70	KXT4TU4TMF70
	80	800	KXT4TU3TMF80	-
	90	900	KXT4TU3TMF90	-
	100	1000	KXT4TU3TMF100	-
	110	110	KXT4TU3TMF110	-
	125	1250	KXT4TU3TMF125	-
	150	1500	KXT4TU3TMF150	-
	175	1750	KXT4TU3TMF175	-
	200	2000	KXT4TU3TMF200	-
	225	2250	KXT4TU3TMF225	-
250	2500	KXT4TU3TMF250	-	
TMA	56...80	400...800	KXT4TU3TMA80	KXT4TU4TMA80
	63...90	450...900	KXT4TU3TMA90	KXT4TU4TMA90
	70...100	500...1000	KXT4TU3TMA100	KXT4TU4TMA100
	77...110	550...1100	KXT4TU3TMA110	KXT4TU4TMA110
	87.5...125	625...1250	KXT4TU3TMA125	KXT4TU4TMA125
	105...150	750...1500	KXT4TU3TMA150	KXT4TU4TMA150
	122.5...175	875...1750	KXT4TU3TMA175	KXT4TU4TMA175
	140...200	1000...2000	KXT4TU3TMA200	KXT4TU4TMA200
	157.5...225	1125...2250	KXT4TU3TMA225	KXT4TU4TMA225
	175...250	1250...2500	KXT4TU3TMA250	KXT4TU4TMA250

Tmax XT ranges

Ordering details XT4

XT4 250A Loose trip unit - UL/CSA

Ekip electronic trip units		3p	4p
Type	In	Part number	Part number
Ekip LS/I	40	KXT4TU3LS/140	KXT4TU4LS/140
	60	KXT4TU3LS/160	KXT4TU4LS/160
	100	KXT4TU3LS/1100	KXT4TU4LS/1100
	150	KXT4TU3LS/1150	KXT4TU4LS/1150
	225	KXT4TU3LS/1225	KXT4TU4LS/1225
	250	KXT4TU3LS/1250	KXT4TU4LS/1250
Ekip LSI	40	KXT4TU3LSI40	KXT4TU4LSI40
	60	KXT4TU3LSI60	KXT4TU4LSI60
	100	KXT4TU3LSI100	KXT4TU4LSI100
	150	KXT4TU3LSI150	KXT4TU4LSI150
	225	KXT4TU3LSI225	KXT4TU4LSI225
	250	KXT4TU3LSI250	KXT4TU4LSI250
Ekip LSIG	40	KXT4TU3LSIG40	KXT4TU4LSIG40
	60	KXT4TU3LSIG60	KXT4TU4LSIG60
	100	KXT4TU3LSIG100	KXT4TU4LSIG100
	150	KXT4TU3LSIG150	KXT4TU4LSIG150
	225	KXT4TU3LSIG225	KXT4TU4LSIG225
	250	KXT4TU3LSIG250	KXT4TU4LSIG250
Ekip E-LSIG	40	KXT4TU3E-LSIG40	KXT4TU4E-LSIG40
	60	KXT4TU3E-LSIG60	KXT4TU3E-LSIG60
	100	KXT4TU3E-LSIG100	KXT4TU4E-LSIG100
	150	KXT4TU3E-LSIG150	KXT4TU4E-LSIG150
	225	KXT4TU3E-LSIG225	KXT4TU4E-LSIG225
	250	KXT4TU3E-LSIG250	KXT4TU4E-LSIG250
Ekip I	40	KXT4TU3I40	KXT4TU4I40
	60	KXT4TU3I60	KXT4TU4I60
	100	KXT4TU3I100	KXT4TU4I100
	150	KXT4TU3I150	KXT4TU4I150
	225	KXT4TU3I225	KXT4TU4I225
	250	KXT4TU3I250	KXT4TU4I250

Tmax XT ranges

XT4 Accessories

3



Fixed part of plug-in



Fixed part of withdrawable



Conversion kit for turning a fixed circuit breaker into the moving part of a plug-in circuit breaker



Conversion kit for turning a fixed circuit breaker into the moving part of a withdrawable circuit breaker

Fixed parts, conversion kits and accessories for fixed parts

Fixed part of plug-in (P)

Type	3p Part number	4p Part number
Kit P FP E	KXT4PFPEF-3	KXT4PFPEF-4
Kit P FP HR/VR ⁽¹⁾	KXT4EPFPHR-3	KXT4EPFPHR-4

⁽¹⁾IEC rated only. The terminals are factory-mounted in the horizontal position (HR).

Fixed part of withdrawable (W)

Type	3p Part number	4p Part number
Kit W FP EF	KXT4WFPEF-3	KXT4WFPEF-4
Kit W FP HR/VR ⁽¹⁾	KXT4EWFPHR-3	KXT4EWFPHR-4

⁽¹⁾IEC rated only. The terminals are factory-mounted in the horizontal position (HR).

Fixed part terminals⁽¹⁾

Type	3p Part number	4p Part number
EF - Front extended terminals	KXT4EEFFP-3	KXT4EEFFP-4
R - Rear terminals HR/VR	KXT4EERFP-3	KXT4EERFP-4
PS - Rear phase separators 90mm/3.54in	KXTAEPB90-3	KXTAEPB90-4

⁽¹⁾IEC rated only.

Conversion kit of the circuit breaker from fixed into moving part of plug-in

Type	3p Part number	4p Part number
P MP kit	KXT4PMP-3	KXT4PMP-4

Conversion kit of the circuit breaker from fixed into moving part of withdrawable

Type	3p Part number	4p Part number
W MP kit	KXT4WMP-3	KXT4WMP-4

Conversion Kit of the fixed part from plug-in to withdrawable

Type	Part number
FP P->W kit	KXT4FPPtoFPW

Tmax XT ranges

XT4 Accessories

Conversion Kit of the RC Sel from fixed to plug-in⁽¹⁾

Type	3p Part number	4p Part number
P MP RC Sel 4p KIT	-	KXT4EPMPRC-4

⁽¹⁾IEC rated only.

Conversion Kit of RC Sel from plug-in to withdrawable⁽¹⁾

Type	3p Part number	4p Part number
W MP RC Sel 4p KIT	-	KXT4EWMPRC-4

⁽¹⁾IEC rated only.



Key lock/padlock for fixed part

Key lock for fixed part of withdrawable⁽¹⁾

Type	Part number
KL-D Key Lock FP, different keys	KXTCEKLDFFPW
KL-S Key Lock FP, same keys N.20005	KXTCEKLSFPW

⁽¹⁾IEC rated only.



Ronis key lock/padlock for fixed part

Ronis key lock for fixed part of withdrawable⁽¹⁾

Type	Part number
KL-D Ronis FP key lock, different keys	KXTCEKLDRonFPW
KL-S Ronis FP key lock, same Type A keys	KXTCEKLSRonFPW

⁽¹⁾IEC rated only.



Fixed part adapter

Adapter for mounting the terminals of the fixed circuit breaker on the fixed part

Type	3p Part number	4p Part number
ADP adapter for fixed part (2 pieces)	KXT4ADP-3	KXT4ADP-4

Note: When using ADP with ES/MC terminals, also order "Kit F Front Terminals".

Tmax XT ranges

XT4 Accessories

3



SOR uncabled



SOR cabled



SOR for withdrawable



UVR uncabled



UVR cabled



SOR for withdrawable



Time delay device for undervoltage release

Service releases

Shunt opening release - SOR

Type	Fixed/Plug-in Part number	Withdrawable Part number
Uncabled version		
SOR 12V DC	KXTASORA	-
SOR 24-30V AC/DC	KXTASORB	-
SOR 48-60V AC/DC	KXTASORC	-
SOR 110...127V AC / 110...125V DC	KXTASORD	-
SOR 220...240V AC / 220...250V DC	KXTASORE	-
SOR 380-440V AC	KXTASORF	-
SOR 480-525V AC	KXTASORG	-
Cabled version		
SOR-C 12V DC	KXTASORCFPA	KXTCSORCWA
SOR-C 24-30V AC/DC	KXTASORCFPB	KXTCSORCWB
SOR-C 48-60V AC/DC	KXTASORCFPC	KXTCSORCWC
SOR-C 110...127V AC / 110...125V DC	KXTASORCFPD	KXTCSORCWD
SOR-C 220...240V AC / 220...250V DC	KXTASORCFPE	KXTCSORCWE
SOR-C 380-440V AC	KXTASORCFPF	KXTCSORCWF
SOR-C 480-525V AC	KXTASORCFPG	KXTCSORCWG

Undervoltage release - UVR

Type	Fixed/Plug-in Part number	Withdrawable Part number
Uncabled version		
UVR 24-30V AC/DC	KXTAUVR1	-
UVR 48V AC/DC	KXTAUVR2	-
UVR 60V AC/DC	KXTAUVR3	-
UVR 110...127V AC / 110...125V DC	KXTAUVR4	-
UVR 220...240V AC / 220...250V DC	KXTAUVR5	-
UVR 380-440V AC	KXTAUVR6	-
UVR 480-525V AC	KXTAUVR7	-
Cabled version		
UVR-C 24-30V AC/DC	KXTAUVRCFP1	KXTCUVRW1
UVR-C 48V AC/DC	KXTAUVRCFP2	KXTCUVRW2
UVR-C 60V AC/DC	KXTAUVRCFP3	KXTCUVRW3
UVR-C 110...127V AC / 110...125V DC	KXTAUVRCFP4	KXTCUVRW4
UVR-C 220...240V AC / 220...250V DC	KXTAUVRCFP5	KXTCUVRW5
UVR-C 380-440V AC	KXTAUVRCFP6	KXTCUVRW6
UVR-C 480-525V AC	KXTAUVRCFP7	KXTCUVRW7

Delay device for undervoltage release - UVD⁽¹⁾

Type	Part number
UVD 24...30V AC/DC	KT3UVD8
UVD 48...60V AC/DC	KT3UVD7
UVD 110...125V AC/DC	KT3UVD4
UVD 220...250V AC/DC	KT3UVD2

⁽¹⁾IEC rated only.

Tmax XT ranges

XT4 Accessories

Connectors

Fourth pole connectors for withdrawable⁽¹⁾

Type	Part number
Connector 4 th pole SOR	KXTCE3PINCONSOR
Connector 4 th pole UVR	KXTCE3PINCONUVR

⁽¹⁾IEC rated only.

Socket-plug connector on the panel⁽¹⁾

Type	Part number
Socket-plug connector with 3 PINS	KXTAE3PINCON
Socket-plug connector with 6 PINS	KXTAE6PINCON
Socket-plug connector with 9 PINS	KXTAE9PINCON
Socket-plug connector with 15 PINS	KXTAE15PINCON

⁽¹⁾IEC rated only.



Socket-plug connector of fixed part

Fixed part socket-plug connector⁽¹⁾

Type	Part number
Socket-plug connector of moving part - 12 PINS	KXTCE12PINMPCON
Socket-plug connector of fixed part - 12 PINS	KXTCE12PINFPCON

⁽¹⁾IEC rated only.

Electrical signals

Auxiliary contacts - AUX

Type	Fixed/Plug-in Part number	Withdrawable Part number
Uncabled version		
AUX 250V	KXTAAUX	-
AUX 24V DC	KXTAAUXD	-
AUX-S51 250V	KXTCAXS51	-
AUX-S51 24V DC	KXTCAXDS51	-
Cabled version		
AUX-C 3 Q 250V left	KXTCAXC3QL	-
AUX-C 1 Q + 1 SY 250V	KXTAAXCQSYFP	KXTCAXCQSYW
AUX-C 2 Q + 1 SY 250V	KXTAAXC2QSYFP	-
AUX-C 3 Q + 1 SY 250V	KXTDAXC3QSYFP	KXTCAXC3QSYW
AUX-C 3 Q + 2 SY 250V	KXTCAXC3Q2SYFP	KXTCAXC3Q2SYW
AUX-C 2 Q + 2 SY + 1 S51 250V	KXTCAXC2Q2SYS51FP	KXTCAXC2Q2SYS51W
AUX-S51-C 250V	KXTCAXCS51FP	KXTCAXCS51W
AUX-C 1 Q + 1 SY 24V DC	KXTAAXCDQSYFP	KXTCAXCDQSYW
AUX-C 3 Q + 1 SY 24V DC	KXTDAXCD3QSYFP	KXTCAXCD3QSYW
AUX-S51-C 24V DC	KXTCAXDS51FP	KXTCAXDS51W
AUX-C 1 Q + 1 SY 400V AC	KXTCAXC4QSYFP	KXTCAXC4QSYW
AUX-C 2 Q 400V AC	KXTCAXC42QFP	KXTCAXC42QW



AUX uncabled



AUX cabled



AUX for withdrawable

Tmax XT ranges

XT4 Accessories

3



AUP - Auxiliary position contacts

Auxiliary position contacts - AUP

Type	Part number
Cabled version	
AUP-I - Four racked-in contacts 250V for plug-in circuit breaker	KXTAAUP250IN
AUP-I - Four racked-in contacts 24V DC for plug-in circuit breaker	KXTAAUP24IN
AUP-R - Two racked-out contacts 250V for withdrawable circuit breaker	KXTCAUP250W
AUP-R - Two racked-out contacts 24V DC for withdrawable circuit breaker	KXTCAUP24W



AUE - Early auxiliary contacts

Early auxiliary contacts - AUE

Type	Fixed/Plug-in Part number	Withdrawable Part number
AUE - Two contacts in the rotary handle RHx (Closed)	KXTAAUECLFP	KXTCAUECLW
AUE - Two contacts in the rotary handle RHx (Open)	KXTDAUEOPFP	KXTCAUEOPW

Motor operators



MOE - Motor operator

Stored energy motor operator - MOE

Type	Part number
MOE 24V DC	KXTCMOE24
MOE 48...60V DC	KXTCMOE48-60
MOE 110...125V AC/DC	KXTCMOE110-125
MOE 220...250V AC/DC	KXTCMOE220-250
MOE 380...440V AC	KXTCMOE380-440
MOE 480...525V AC	KXTCMOE480-525

Electronic stored energy motor operator - MOE-E⁽¹⁾

Type	Part number
MOE-E 24V DC	KXTCMOEE24
MOE-E 48...60V DC	KXTCMOEE48-60
MOE-E 110...125V AC/DC	KXTCMOEE110-125
MOE-E 220...250V AC/DC	KXTCMOEE220-250
MOE-E 380...440V AC	KXTCMOEE380-440
MOE-E 480...525V AC	KXTCMOEE480-525

⁽¹⁾IEC rated only.

Tmax XT ranges

XT4 Accessories



Direct rotary handle



Extended rotary handle



IP54

Rotary handle operating mechanisms

Rotary handle operating mechanisms

Type	Fixed/Plug-In Part number	Withdrawable Part number
RHD Standard Direct Handle	KXTCRHDSTFP	KXTCRHDSTW
RHD Emergency Direct Handle	KXTCRHEMFP	KXTCRHEMW
RHE Standard Extended Handle	KXTCRHESTFP	KXTCRHESTW
RHE Emergency Extended Handle	KXTCRHEEMFP	KXTCRHEEMW
RHE Standard Extended Handle with Padlock	KXTCRHESTFPPLK	KXTCRHESTWPLK
RHE Emergency Extended Handle with Padlock	KXTCRHEEMFPPLK	KXTCRHEEMWPLK
RHS-L Standard Left Side Handle	KXTCRHSLSSTFP	-
RHS-L Emergency Left Side Handle	KXTCRHSLEMPFP	-
RHS-R Standard Right Side Handle	KXTCRHSRSSTFP	-
RHS-R Emergency Right Side Handle	KXTCRHSREMFP	-

Extended Handle Spare Parts

RHE-B Base for Extended Handle	KXTCRHEBFP	KXTCRHEBW
RHE-B Base for Extended Handle with Padlock ⁽¹⁾	KXTCRHEBFPPLK	KXTCRHEBWPLK
RHE-S 500mm Shaft	KXTARHES500	KXTARHES500
RHE-H Standard Extended Handle	KXTARHEHST	KXTARHEHST
RHE-H Emergency Extended Handle	KXTARHEHEM	KXTARHEHEM
LH Standard Large Handle, NEMA 1	KXTALHNDLST	KXTALHNDLST
LH Emergency Large Handle, NEMA 1	KXTALHNDLEM	KXTALHNDLEM
Standard Pistol Handle with reset function, 65mm, NEMA 3R, 12	OHB65J10B	OHB65J10B
Emergency Pistol Handle with reset function, 65mm, NEMA 3R, 12	OHY65J10B	OHY65J10B
Standard Pistol Handle with reset function, 65mm, NEMA 4, 4X	OHB65L10B	OHB65L10B
Emergency Pistol Handle with reset function, 65mm, NEMA 4, 4X	OHY65L10B	OHY65L10B
Standard Pistol Handle with reset function, 125mm, NEMA 3R, 12	OHB125J10B	OHB125J10B
Emergency Pistol Handle with reset function, 125mm, NEMA 3R, 12	OHY125J10B	OHY125J10B
Standard Pistol Handle with reset function, 125mm, NEMA 4, 4X	OHB125L10B	OHB125L10B
Emergency Pistol Handle with reset function, 125mm, NEMA 4, 4X	OHY125L10B	OHY125L10B
148mm Pistol Handle Shaft	OXP10X148	OXP10X148
225mm Pistol Handle Shaft	OXP10X225	OXP10X225
500mm Pistol Handle Shaft	OXP10X500	OXP10X500

IP54 Protection for extended rotary handle⁽¹⁾

Type	Part number
IP54 Protection for RHE	KXTAERHEIP54

⁽¹⁾IEC rated only.

Flange handle

Type	Part number
Flange Handle + Mechanism + 4ft Cable (NEMA 1, 3R, 12, 4)	KXT4N12FLHDL4
Flange Handle + Mechanism + 6ft Cable (NEMA 1, 3R, 12, 4)	KXT4N12FLHDL6
Flange Handle + Mechanism + 10ft Cable (NEMA 1, 3R, 12, 4)	KXT4N12FLHDL10
Flange Handle + Mechanism + 4ft Cable (NEMA 1, 3R, 12, 4, 4X) ⁽¹⁾	KXT4N4XFLHDL4
Flange Handle + Mechanism + 6ft Cable (NEMA 1, 3R, 12, 4, 4X) ⁽¹⁾	KXT4N4XFLHDL6
Flange Handle + Mechanism + 10ft Cable (NEMA 1, 3R, 12, 4, 4X) ⁽¹⁾	KXT4N4XFLHDL10

Flange Handle Spare Parts

Flange Handle only (NEMA 1, 3R, 12, 4)	KXTAN12FLHDL
Flange Handle only (NEMA 1, 3R, 12, 4, 4X) ⁽¹⁾	KXTAN4XFLHDL
Flange Handle Hardware	KXTAFLHDLHW
Flange Mounting Hardware	KXTCFLMTHW

⁽¹⁾Consult ABB for availability.

Tmax XT ranges

XT4 Accessories

3



Fixed padlock



Key lock on the circuit breaker



Key lock on the handle



Key lock on the motor



Front for operating lever mechanism



Interlock

Locks

Padlock on the circuit breaker

Type	Part number
PLL Fixed lock with padlocks in open position	KXTCPLLOP
PLL Fixed lock with padlocks in open/closed position	KXTCPLLOPCL

Key lock on the circuit breaker

Type	Part number
KLC Ronis key lock open, different keys, removable in open position	KXTCKLCCBDIF
KLC Ronis key lock open, same Type A keys, removable in open position	KXTCKLCCBA
KLC Ronis key lock open, same Type B keys, removable in open position	KXTCKLCCBB
KLC Ronis key lock open, same Type C keys, removable in open position	KXTCKLCCBC
KLC Ronis key lock open, same Type D keys, removable in open position	KXTCKLCCBD
KLC Ronis key lock open/closed, different keys, removable in both positions	KXTCKLCCBOPCL

Key lock on the rotary handle / key lock on the front for locks

Type	Part number
RHL Ronis key lock open, different keys, RHx/FLD	KXTARHLDIF
RHL Ronis key lock open, same Type A keys, RHx/FLD	KXTARHLA
RHL Ronis key lock open, same Type B keys, RHx/FLD	KXTARHLB
RHL Ronis key lock open, same Type C keys, RHx/FLD	KXTARHLC
RHL Ronis key lock open, same Type D keys, RHx/FLD	KXTARHLD
RHL Ronis key lock open/closed, different keys, RHx	KXTARHLOPCL
RHL Ronis key lock open/closed, different keys, FLD	KXTCRHLFLD

Key lock on the motor⁽¹⁾

Type	Part number
MOL-D Ronis key lock, open, different keys	KXTCEMOLDIF
MOL-D Ronis key lock open, same Type A keys	KXTCEMOLA
MOL-D Ronis key lock open, same Type B keys	KXTCEMOLB
MOL-D Ronis key lock open, same Type C keys	KXTCEMOLC
MOL-D Ronis key lock open, same Type D keys	KXTCEMOLD
MOL-M Key lock against manual operation	KXTCEMOLMO

⁽¹⁾IEC rated only

Front for operating lever mechanism

Type	Fixed/Plug-in Part number	Withdrawable Part number
FLD Front for operating lever mechanism	KXTCFLDFP	KXTCFLDW

Mechanical interlock

Type	Part number
Chassis MIR-H	KXTAMIRHR
Chassis MIR-V	KXTAMIRVR
Plate XT1 F	KXT1MIRPLF
Plate XT1 P	KXT1MIRPLP
Plate XT2 F	KXT2MIRPLF
Plate XT2 P/W	KXT2MIRPLPW
Plate XT4 F	KXT4MIRPLF
Plate XT4 P/W	KXT4MIRPLPW

Tmax XT ranges

XT4 Accessories



RC Sel

Residual current devices⁽¹⁾

Residual current devices

Type	3p Part number	4p Part number
RC Sel	-	KXT4ERCSEL-4

⁽¹⁾IEC rated only.

Panel type residual current relay⁽¹⁾

Type	Part number
RCQ020/A 115-230V AC	KXTAERCQ230
RCQ020/A 415V AC	KXTAERCQ415
Toroid closed Ø 60mm	KXTTETOR60
Toroid closed Ø 110mm	KXTTETOR110
Toroid closed Ø 185mm	KXTTETOR185

⁽¹⁾IEC rated only.



DIN guide

Installation

Bracket for DIN rail mounting

Type	3p Part number	4p Part number
KIT DIN50022 ⁽¹⁾	KXTCEDINPL	KXTCEDINPL
KIT DIN50022 UL	KXT4DIN-3	KXT4DIN-4

⁽¹⁾IEC rated only.



Terminal covers

Terminals, terminal covers and phase barriers

Insulating terminal covers

Type	3p Part number	4p Part number
LTC low terminal covers	KXT4LTC-3	KXT4LTC-4
HTC high terminal covers	KXT4HTC-3	KXT4HTC-4

Sealable screws for terminal covers⁽¹⁾

Type	Part number
Kit with two sealable screws	KXTAESSEAL

⁽¹⁾IEC rated only.



Sealable screw

Tmax XT ranges

XT4 Accessories

3



Phase barriers



EF terminal



FCCuAl terminal

Phase barriers

Type	4 pcs Part number	6 pcs Part number
PB height 25mm/0.98in	KXTCPB25-3	KXTCPB25-4
PB height 100mm/3.94in	KXTCPB100-3	KXTCPB100-4
PB height 200mm/7.87in	KXTCPB200-3	KXTCPB200-4

Terminals

Type	3 pcs Part number	4 pcs Part number	6 pcs Part number	8 pcs Part number
F Front terminals	KXT4F-3PC	KXT4F-4PC	KXT4F-6PC	KXT4F-8PC
EF Extended front terminals	KXT4EF-3PC	KXT4EF-4PC	KXT4EF-6PC	KXT4EF-8PC
ES Extended spread terminals	KXT4ES-3PC	KXT4ES-4PC	KXT4ES-6PC	KXT4ES-8PC
FC CuAl Terminals for CuAl cables 100A, 14-1/0 AWG, 1x2.5...50mm ²⁽¹⁾	KXT4CUAL1-3PC	KXT4CUAL1-4PC	KXT4CUAL1-6PC	KXT4CUAL1-8PC
FC CuAl Terminals for CuAl cables w/Control Tap 100A, 14-1/0 AWG, 1x2.5...50mm ²⁽¹⁾⁽²⁾	KXT4CUAL1C-3PC	KXT4CUAL1C-4PC	-	-
FC CuAl Terminals for CuAl cables 225A, 4 AWG -300 kcmil, 1x35...150mm ²⁽¹⁾	KXT4CUAL2-3PC	KXT4CUAL2-4PC	KXT4CUAL2-6PC	KXT4CUAL2-8PC
FC CuAl Terminals for CuAl cables w/Control Tap 225A, 4 AWG -300 kcmil, 1x35...150mm ²⁽¹⁾⁽²⁾	KXT4CUAL2C-3PC	KXT4CUAL2C-4PC	-	-
FC CuAl Terminals for CuAl cables 250A, 250-350 kcmil, 1x120...185mm ²⁽¹⁾⁽²⁾	KXT4CUAL3-3PC	KXT4CUAL3-4PC	KXT4CUAL3-6PC	KXT4CUAL3-8PC
FC Cu Terminals for Cu cables 250A, 10-250 AWG, 1x6...185mm ²	KXT4CU-3PC	KXT4CU-4PC	KXT4CU-6PC	KXT4CU-8PC
FC Cu Terminals for Cu cables, XT4X to 150A, 14-1/0 AWG, 1x2.5...50mm ²⁽³⁾	KXT4XCU-3PC	KXT4XCU-4PC	-	-
MC Multi cable terminals for Cu cables, 6x12-2 AWG, 6x2.5...35mm ²	KXT4MC-3PC	KXT4MC-4PC	KXT4MC-6PC	KXT4MC-8PC
R Rear adjustable terminals ⁽⁴⁾	KXT4ER-3PC	KXT4ER-4PC	KXT4ER-6PC	KXT4ER-8PC
FB Flexibar terminals ⁽⁴⁾	KXT4EFB-3PC	KXT4EFB-4PC	KXT4EFB-6PC	KXT4EFB-8PC

⁽¹⁾Not available for XT4 X up to 150A.

⁽²⁾Consult ABB for availability.

⁽³⁾For use with the XT4 X version up to 150A only. Note: XT4X from 175-250A uses the standard 250A CU lug.

⁽⁴⁾IEC rated only.

Tmax XT ranges

XT4 Accessories



Ekip Display



Ekip LED Meter



Ekip T&P unit



ATS021

Accessories for electronic trip units

General electronic trip unit accessories⁽¹⁾

Type	Fixed/Plug-in Part number	Withdrawable Part number
Ekip Display	KXTCEDISP	KXTCEDISP
Ekip LED Meter	KXTCELED	KXTCELED
Ekip Com	KXTCECOMFP	KXTCECOMW
HMI030 Interface on front of panel	HMI030	HMI030
PR212/CI contactor control unit	1SDA050708R1	1SDA050708R1

⁽¹⁾IEC rated only.

Current sensor for external neutral⁽¹⁾

Type	Part number
CT external neutral of 40A	KXT4ECT40
CT external neutral of 63A	KXT4ECT63
CT external neutral of 100A	KXT4ECT100
CT external neutral of 160A	KXT4ECT160
CT external neutral of 250A	KXT4ECT250

⁽¹⁾IEC rated only.

Connection kits

Type	Fixed/Plug-in Part number	Withdrawable Part number
24V DC auxiliary voltage kit for electronic trip units ⁽¹⁾	KXTCECAUXFP	KXTCECAUXW
External neutral connection kit	KXTCECNEFP	KXTCECNEW

⁽¹⁾IEC rated only.

Test and configurator units⁽¹⁾

Type	Part number
Ekip TT - Trip test unit	ZEAEKPTT
Ekip T&P - Programming and test unit	EKIP

⁽¹⁾IEC rated only.

Automatic transfer devices

ATS021 - ATS022 Automatic transfer devices⁽¹⁾

Type	Part number
ATS021	ATS021
ATS022	ATS022

⁽¹⁾IEC rated only.

Tmax XT ranges

XT4 Accessories

3

Spare parts

Type	Fixed/Plug-in Part number	Withdrawable Part number
SA RC Sel - Opening solenoid for the residual current device ⁽¹⁾	KXT4ESARCFP	KXT4ESARCW
AUX-C - Loose cabled auxiliary contact 250V AC ⁽²⁾	KXTAAUXCFP	KXTCEAUXCW
AUX-C - Loose cabled auxiliary contact 24V DC ⁽²⁾	KXTAAUXCDFP	KXTCEAUXCDW
AUX-C - Loose cabled auxiliary contact 250V AC HD	KXTAAUXCFPHD	KXTCAUXCWHD
AUX-C - Loose cabled auxiliary contact 24V DC HD	KXTAAUXCDFPHD	KXTCAUXCDWHD

⁽¹⁾IEC rated only.

⁽²⁾Un-numbered cables. Withdrawable versions are IEC rated only.



Fixed/Moving part connector for withdrawable

Connectors for fixed part/moving part of withdrawable circuit breakers⁽¹⁾

Type	Part number
1 connector for with 2 pins for SOR/UVR up to 400V	KXTCE2PINCONSOUV
1 connector with 3 pins for AUX up to 400V	KXTCE3PINCONAUX

⁽¹⁾IEC rated only.



Flange

Flanges for the compartment door⁽¹⁾

Type	3p Fixed/Plug-in Part number	4p Fixed/Plug-in Part number	3p Withdrawable Part number	4p Withdrawable Part number
Small "optional" flange for circuit breaker	KXTAEFLASMFP	KXTAEFLASMFP	-	-
Large "standard" flange for circuit breaker	KXT4EFLAFP-3	KXT4EFLAFP-4	-	-
Flange for MOE/MOE-E/FLD	KXTCEFLAMOEFP	KXTCEFLAMOEFP	KXTCEFLAMOEW	KXTCEFLAMOEW
Flange for direct handle RHD	KXTAEFLARHDFP	KXTAEFLARHDFP	KXTCEFLARHDW	KXTCEFLARHDW
Flange for residual current RC Sel	-	KXT4EFLARCFP-4	-	KXT4EFLARCW-4

⁽¹⁾IEC rated only.

Tmax T ranges

Tmax T ranges 4/1

General Information

Introduction	4/2
Circuit breakers for power distribution	4/4
Catalog number explanation	4/6

Ordering details

T5, 300/400/600A, 600VAC	4/13
T6, 600/800A, 600VAC	4/15
Accessories	4/17
T7, 1000/1200A, 600VAC	4/24
T7M, 1000/1200A, 600VAC	4/27
Accessories	4/30
T8, 1600/2000/2500/3000A, 600VAC	4/36
Accessories	4/39

Tmax T ranges

Introduction

Tmax T5 and T6 are the molded case circuit breakers with the best performance/size ratio on the market. The possibilities are practically unlimited, thanks to their dedicated and specific ranges, advanced electronics, as well as a complete and standardized range of accessories.

The top quality materials and innovative construction techniques used by ABB mean Tmax circuit breakers can guarantee truly exceptional performance. For example, T4 and T5 have an interrupting capacity up to 150 kA at 480 VAC.

The series of electronic trip units, equipped with latest generation technology, offers solutions exclusive to ABB. T4, T5 and T6 have the same depth, simplifying their use in switchboards, and also have a complete, standardized and unified range of accessories, simplifying selection, making them more flexible and reducing stock item count.

4

The new Tmax T7, available up to 1200 A either with a manual operating mechanism or motor operator, was conceived with a revolutionary design for circuit breakers of this type: advanced electronics, exceptional performance and new installation and accessory solutions.

Tmax T7's flexibility is absolutely exceptional: it can be installed both vertically and horizontally (in both fixed and draw out versions) with all types of terminals and a new, faster and safer racking-out system for moving parts. Additionally, cabling is facilitated by the reduced height.

The new rapid accessory wiring system is great news. There are no loose wires inside the circuit breaker. Connection to the external circuit is rapid, simple and safe and no screws for terminating the external power supply cables are needed.

The new cable interlock provides notable benefits in terms of flexible applications. By using this accessory it is possible to interlock two circuit breakers in any position and to interlock a T7 with an Emax power circuit breaker as well.

Special attention has been paid to the electronics and the results are the PR231, PR232, PR331 and PR332 new interchangeable electronic trip units, with modules and rating-plugs which can be replaced by the customer.

The PR231 and PR232 trip units, with dip-switches for setting the protection thresholds, offer LEDs to signal tripping for each protection function: so the reason for circuit breaker tripping can always be easily found.

The PR332 is decidedly ahead of its time fitted with a large graphic display, it allows all the information needed to be displayed simply and clearly. It also offers advanced protection functions. For example, the exclusive data logger function allows all the events and values before the fault to be recorded for later analysis.

The Tmax family can't be completed without the Tmax T8 size which is available from 1600A up to 3000A. It is also equipped with the same electronic trip units as the Tmax T7, thereby guaranteeing extremely high performances able to satisfy all installation requirements. Adequately sized for the performances offered. The Tmax T8 is able to interrupt short-circuit currents as high as 125kA (480Vac) and 100kA (600Vac)



Tmax T ranges

Introduction

There are the 4 series of Classic Tmax UL/CSA available:

- T5 available from 300A up to 600A
- T6 available from 600A up to 800A
- T7 and T7M available from 1000 up to 1200A
- T8 available from 1600 up to 3000A

300A, 400A, 600A - TMA/ELT - 600Vac



Tmax T5

600A, 800A - TMA/ELT - 600Vac



Tmax T6

1000A, 1200A - ELT - 600Vac



Tmax T7

1600A, 2000A, 2500A, 3000A - ELT - 600Vac



Tmax T8

Tmax T ranges

Circuit breakers for power distribution

4

Molded case circuit breakers (MCCB)			T5				
Frame Size		[A]	400-600 ⁽¹⁾				
Rated		80% rated	■				
Poles		[No.]	2 ⁽²⁾ 3, 4				
Rated voltage	(AC) 50-60Hz	[V]	600				
	(DC)	[V]	600				
Versions			Fixed, Plug-in, Withdrawable				
Interrupting ratings			N	S	H	L	V
240 V (AC)		[kA]	65	100	150	200	200
480 V (AC)		[kA]	25	35	65	100	150
600 V (AC)		[kA]	18	25	35	65	100
500 V (DC) 2 poles in series		[kA]	25	35	50	65	100
600 V (DC) 3 poles in series		[kA]	16	25	35	50	65
Mechanical life		[No. Operations]	20000				
Dimensions - Fixed (Width x Depth x Height)	3 poles	[mm]/[in]	[139.95 x 103.4 x 205] / [5.51 x 4.07 x 8.07]				
	4 poles	[mm]/[in]	[185.93 x 103.4 x 205] / [7.32 x 4.07 x 8.07]				
Weight	Fixed 3/4 poles	[kg]/[lbs]	[3.25 / 4.15] / [7.17 - 9.15]				
	Plug-in 3/4 poles	[kg]/[lbs]	[5.15 / 6.65] / [11.35 / 14.66]				
	Withdrawable 3/4 poles	[kg]/[lbs]	[5.40 / 6.90] / [11.90 / 15.21]				
Trip units for power distribution							
TMA			■				
Electronic PR221DS			■				
Electronic PR222DS			■				
Electronic Modbus PR222DS			■				
Electronic PR231			-				
Electronic PR232			-				
Electronic PR331			-				
Electronic PR332			-				
Interchangeable protection trip units			■				

⁽¹⁾ T5, 600A only available with Electronic protection.

⁽²⁾ 2p version only available with "N" versions. Size is the same as a 3p.

Motor protection ⁽¹⁾			T5				
Frame Size		[A]	400-600				
Poles		[No.]	3				
Rated service voltage	(AC) 50-60Hz	[V]	600				
	(DC)	[V]	-				
Versions			Fixed, Plug-in, Withdrawable				
Interrupting Rating levels			N, S, H, L				
Trip units for motor protection							
Electronic PR221DS-I			■				

Molded case disconnect switches (MCS)			T5				
Frame Size		[A]	400 - 600				
Poles		[No.]	3, 4				
Rated voltage	(AC) 50-60Hz	[V]	600				
	(DC)	[V]	600				
Versions			Fixed, Plug-in, Withdrawable				
Interrupting Rating levels			N, S, H, L, V				
Magnetic Override		[A]	5000				

Tmax T ranges

Circuit breakers for power distribution

T6				T7, T7M			T8
800				1000 - 1200			1600-2000-2500-3000
■				■			■
3, 4				3, 4			3, 4
600				600			600
600				-			-
Fixed, Withdrawable				Fixed, Withdrawable			Fixed
N	S	H	L	S	H	L	V
65	100	200	200	65	100	150	125
35	50	65	100	50	65	100	125
20	25	35	42	25	50	65	100
35	35	50	65	-	-	-	-
20	20	35	50	-	-	-	-
20000				10000			15000
[210 x 103.5 x 268] / [8.26 x 4.07 x 10.55]				[210 x 154 ⁽³⁾ x 268] / [8.26 x 6.06 ⁽³⁾ x 10.55]			[427 x 282 x 382] - [16.8 x 11.2 x 15]
[280 x 103.5 x 268] / [11.02 x 4.07 x 10.55]				[280 x 154 ⁽³⁾ x 268] / [11.02 x 6.06 ⁽³⁾ x 10.55]			[553 x 282 x 382] - [21.77 x 11.2 x 15]
[9.5 / 12] / [20.94 / 26.45]				T7: [9.7 / 12.5] / [21.4 / 27.6], T7M: [11 / 14] / [24.25 / 30.9]			[73 / 95] / [161 / 209] ⁽⁴⁾
-				-			-
[12.1 / 15.1] / [26.68 / 33.29]				T7: [29.7 / 39.6] / [32 / 42.6], T7M: [32 / 42.6] / [70.6 / 93.9]			-
■				-			-
■				-			-
■				-			-
■				-			-
-				■			■
-				■			■
-				■			■
-				■			■
■				■			■

⁽³⁾ T7M motorized version depth: 178mm / 7in

⁽⁴⁾ T8 3000A: [107 / 140] / [236 / 309]

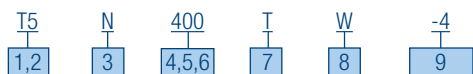
T6		T7, T7M		T8
800		-		-
3		-		-
600		-		-
-		-		-
Fixed, Withdrawable		-		-
N, S, H, L		-		-
■		-		-

T6		T7, T7M		T8
800		1200		2000-2500-3000
3, 4		3, 4		3, 4
600		600		600
600		-		-
Fixed, Withdrawable		Fixed, Withdrawable		Fixed
H		H		V
10000		20000		40000

Tmax T ranges

Catalog number explanation

Tmax T5-T6 Part number explanation



1,2 - Tmax prefix

T5	Tmax T5
T6	Tmax T6

4

3 - Breaking capacity at 600Vac

	T5	T6
N	18 kA	20 kA
S	25 kA	25 kA
H	35 kA	35 kA
L	65 kA	42 kA
V	100 kA	–
NQ	100% rated version 18 kA	100% rated version 20 kA
SQ	100% rated version 25 kA	100% rated version 25 kA
HQ	100% rated version 35 kA	100% rated version 35 kA
LQ	100% rated version 65 kA	100% rated version 42 kA
VQ	100% rated version 100 kA	–

4,5,6 - Amperage

300	300A (T5 only)
400	400A (T5 only)
600	600A (T5 Electronic version & T6)
800	800A (T6 only)

7 - Protection trip unit

T	Thermal-Magnetic protection adjustable (T5 only)
B	Electronic PR221 LS/I protection
C	Electronic PR222 LSI protection
D	Molded case switch
E	Electronic PR222 LSIG protection
E5	Electronic PR221 Instantaneous protection (MCP)

8 - Connection

W	Without lugs
----------	--------------

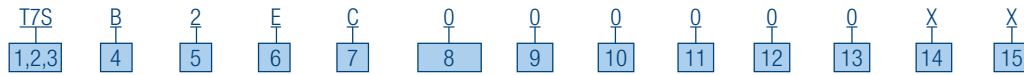
9 - Number of poles

-2	2 pole version (T5 only with N interrupting rating)
-4	4 pole version (Only available for N and H interrupting rating)
Blank	3 pole version

Tmax T ranges

Catalog number explanation

Tmax T7 Part number explanation



1,2,3 - Frame size

T7S	25 kA @ 600Vac
T7H	50 kA @ 600Vac
T7L	65 kA @ 600Vac

4 - Version

0	FIXED Molded case switch
B	FIXED Molded case circuit breaker
Q	FIXED 100% rated molded case circuit breaker
W	WITHDRAWABLE Molded case circuit breaker ⁽¹⁾
X	WITHDRAWABLE 100% rated molded case circuit breaker ⁽¹⁾
Y	WITHDRAWABLE Molded case switch ⁽¹⁾

⁽¹⁾Fixed part and accessories to be ordered separately. Please consult your local ABB office.

5 - Frame size

1	1000A, 3p Standard version (T7)
2	1200A, 3p Standard version (T7)
P	1000A, 3p Motorized version (T7M)
B	1200A, 3p MOTORIZED version (T7M)
C	1000A, 4p Standard version (T7)
D	1200A, 4p Standard version (T7)
E	1000A, 4p Motorized version (T7M)
F	1200A, 4p Motorized version (T7M)

6 - Rating plug

0	No rating plug. Molded case switch version only
A	400A
B	600A
C	800A
D	1000A
E	1200A

7 - Electronic protection type

X	No protection (molded case switch version only)
B	PR231/P-LS/I trip unit (dip switch)
C	PR232/P-LSI trip unit (dip switch)
E	PR331/P-LSIG trip unit (dip switch)
P	PR332/P-LI trip unit (LCD + keypad)
R	PR332/P-LSI trip unit (LCD + keypad)
S	PR332/P-LSIG trip unit (LCD + keypad)

8 - Trip unit accessories (for PR332 only)

0	None
A	PR330/V measuring module
B	PR330/D-M Modbus communication module
C	A+B (measuring + communication)

Tmax T ranges

Catalog number explanation

4

9 - Closing coils (YC) voltage selection

0	No remote closing required
A	24V ac/dc
B	30V ac/dc
C	48V ac/dc
D	60V ac/dc
E	110...120V ac/dc
F	120...127V ac/dc
G	220...240V ac/dc
H	240...250V ac/dc
J	380...400Vac
K	415...440Vac

10 - Auxiliary contacts selection

0	No auxiliary contacts required
A	1 form C + 1 BA 400Vac (T7 only)
B	1 form C + 1 BA 24Vdc (T7 only)
C	2 form C 400Vac
D	2 form C 24Vdc
E	S51 tip unit alarm contact 250Vac (T7 only)
F	S51 tip unit alarm contact 250Vac (T7M only)
G	3 form C + 1 BA 400Vac (T7 only)
H	3 form C + 1 BA 24Vdc (T7 only)
I	2 form C 400Vac + S51 (T7 only)
J	2 form C 400Vac + S51 (T7M only)
K	2 form C 24Vdc + S51 (T7 only)
L	2 form C 24Vdc + S51 (T7M only)
M	4 form C 400Vac (T7M only)
N	4 form C 24Vdc (T7M only)

11 - Spring charging motor voltage selection (T7M version)

0	No remote charging required
A	24V...30V ac/dc
B	48...60V ac/dc
C	100...130V ac/dc
D	220...250V ac/dc
E	380...415V ac/dc

12 - Opening coils (YO) voltage selection

0	No remote opening required
A	24V ac/dc
B	30V ac/dc
C	48V ac/dc
D	60V ac/dc
E	110...120V ac/dc
F	120...127V ac/dc
G	220...240V ac/dc
H	240...250V ac/dc
J	380...400Vac
K	415...440Vac

Tmax T ranges

Catalog number explanation

13 - Undervoltage opening coils (YU) voltage selection

O	No remote opening required
A	24V ac/dc
B	30V ac/dc
C	48V ac/dc
D	60V ac/dc
E	110...120V ac/dc
F	120...127V ac/dc
G	220...240V ac/dc
H	240...250V ac/dc
J	380...400Vac
K	415...440Vac

14 - Mechanical accessories

X	No mechanical accessory required
A	Mechanical operation counter

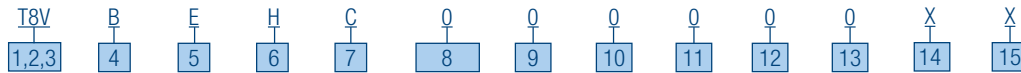
15 - Locking provisions

X	No locking required
A	Keylock
B	Button guard
C	Padlock provision (OPEN)
D	Position lock (Withdrawable on connected / test / disconnected positions)
E	Position lock (Withdrawable on test / disconnected positions)

Tmax T ranges

Catalog number explanation

Tmax T8 Part number explanation



1,2,3 - Frame size

T8V 100 kA @ 600Vac

4 - Version

0 FIXED Molded case switch
B FIXED Molded case circuit breaker
Q FIXED 100% rated Molded case circuit breaker ⁽¹⁾

⁽¹⁾ 2500A & 3000A with vertical rear connection only.

5 - Frame size

C 1600A 3p
D 2000A 3p
E 2500A 3p
F 3000A 3p
G 1600A 4p
H 2000A 4p
I 2500A 4p
J 3000A 4p

6 - Rating plug

0 No rating plug (molded case switch version only)
D 1000A
E 1200A
F 1600A
G 2000A
H 2500A
J 3000A

7 - Electronic protection type

C PR331/P-LSI (dip switch)
D No protection (molded case switch version)
E PR331/P-LSIG trip unit (dip switch)
P PR332/P-LI trip unit (LCD + keypad)
R PR332/P-LSI trip unit (LCD + keypad)
S PR332/P-LSIG trip unit (LCD + keypad)

8 - Trip unit accessories (for PR332 only)

0 None
B Voltage measuring module
C Modbus communication module

Tmax T ranges

Catalog number explanation

9 - Closing coils (YC) voltage selection

0	No remote closing required
A	24Vdc
B	30V ac/dc
C	48V ac/dc
D	60V ac/dc
E	110...120V ac/dc
F	120...127V ac/dc
G	220...240V ac/dc
H	240...250V ac/dc
J	380...400Vac
K	440Vac

10 - Spring charging motor voltage selection (T7M version)

0	No remote charging required
A	24V...30V ac/dc
B	48...60V ac/dc
C	100...130V ac/dc
D	220...250V ac/dc

11 - Auxiliary contacts selection

0	No auxiliary contacts required (supplied as standard with PR332 trip unit)
A	4 auxiliary contacts
B	4 auxiliary contacts 24Vdc
C	UVR de-energized contact NO
D	UVR de-energized contact NC
E	4 auxiliary contacts + UVR de-energized NO
F	4 auxiliary contacts + UVR de-energized NC
G	4 auxiliary contacts 24Vdc + UVR de-energized NO
H	4 auxiliary contacts 24Vdc + UVR de-energized NC

12 - Opening coils (YO) voltage selection

0	No remote opening required
A	24Vdc
B	30V ac/dc
C	48V ac/dc
D	60V ac/dc
E	110...120V ac/dc
F	120...127V ac/dc
G	220...240V ac/dc
H	240...250V ac/dc
J	380...400Vac
K	440Vac

Tmax T ranges

Catalog number explanation

4

13 - Undervoltage opening coils (YU) or Second opening coil (YO2) voltage selection

0	No remote opening required
A	YU - 24Vdc
B	YU - 30V ac/dc
C	YU - 48V ac/dc
D	YU - 60V ac/dc
E	YU - 110...120V ac/dc
F	YU - 120...127V ac/dc
G	YU - 220...240V ac/dc
H	YU - 240...250V ac/dc
J	YU - 380...400Vac
K	YU - 440Vac
L	YO2 - 24Vdc
M	YO2 - 30V ac/dc
N	YO2 - 48V ac/dc
P	YO2 - 60V ac/dc
Q	YO2 - 110...120V ac/dc
R	YO2 - 120...127V ac/dc
S	YO2 - 220...240V ac/dc
T	YO2 - 240...250V ac/dc
U	YO2 - 380...400Vac
V	YO2 - 440Vac

14 - Mechanical accessories and extra contacts

X	No extra accessory required
A	Mechanical operation counter
B	Bell alarm
C	Bell alarm with remote reset 24...30V ac/dc
D	Bell alarm with remote reset 110...130V ac/dc
E	Bell alarm with remote reset 220...240V ac/dc
F	Mechanical counter + Bell alarm
G	Mechanical counter + Bell alarm with remote reset 24...30V ac/dc
H	Mechanical counter + Bell alarm with remote reset 110...130V ac/dc
J	Mechanical counter + Bell alarm with remote reset 220...240V ac/dc

15 - Locking provisions

X	No locking required
A	Keylock
B	Button guard
C	Padlock provision (OPEN)
D	Keylock + button guard
E	Keylock + padlock provision (OPEN)

Tmax T ranges

Ordering details T5

Tmax T5 Thermal Magnetic protection (Molded case circuit breaker)

Standard version

Thermal magnetic adjustable trip unit				IC	N	S	H	L	V
Frame size [A]	Therm. adj. [A]	Mag. adj. [A]	Poles	Rating (600V)	18 kA Part number	25 kA Part number	35 kA Part number	65 kA Part number	100 kA Part number
300	210...300A	1500...3000A	2		T5N300TW-2	–	–	–	–
			3		T5N300TW	T5S300TW	T5H300TW	T5L300TW	T5V300TW
			4		T5N300TW-4	T5S300TW-4	T5H300TW-4	T5L300TW-4	T5V300TW-4
400	280...400A	2000...4000A	2		T5N400TW-2	–	–	–	–
			3		T5N400TW	T5S400TW	T5H400TW	T5L400TW	T5V400TW
			4		T5N400TW-4	T5S400TW-4	T5H400TW-4	T5L400TW-4	T5V400TW-4

100% rated version

Thermal magnetic adjustable trip unit				IC	NQ	SQ	HQ	LQ	VQ
Frame size [A]	Therm. adj. [A]	Mag. adj. [A]	Poles	Rating (600V)	18 kA Part number	25 kA Part number	35 kA Part number	65 kA Part number	100 kA Part number
300	210...300A	1500...3000A	3		T5NQ300TW	T5SQ300TW	T5HQ300TW	T5LQ300TW	T5VQ300TW
400	280...400A	2000...4000A	3		T5NQ400TW	T5SQ400TW	T5HQ400TW	T5LQ400TW	T5VQ400TW

Tmax T5 Electronic protection (Molded case circuit breaker)

Standard PR221DS LSI/I version

Electronic trip unit				IC	N	S	H	L	V
Frame size [A]	L adj. [A]	I adj. [A]	Poles	Rating (600V)	18 kA Part number	25 kA Part number	35 kA Part number	65 kA Part number	100 kA Part number
300	120...300A	300...3000A	2		T5N300BW-2	–	–	–	–
			3		T5N300BW	T5S300BW	T5H300BW	T5L300BW	T5V300BW
			4		T5N300BW-4	T5S300BW-4	T5H300BW-4	T5L300BW-4	T5V300BW-4
400	160...400A	400...4000A	2		T5N400BW-2	–	–	–	–
			3		T5N400BW	T5S400BW	T5H400BW	T5L400BW	T5V400BW
			4		T5N400BW-4	T5S400BW-4	T5H400BW-4	T5L400BW-4	T5V400BW-4
600	240...600A	600...6000A	3		T5N600BW	T5S600BW	T5H600BW	T5L600BW	T5V600BW

Standard PR222DS LSI version

Electronic trip unit				IC	N	S	H	L	V
Frame size [A]	L adj. [A]	I adj. [A]	Poles	Rating (600V)	18 kA Part number	25 kA Part number	35 kA Part number	65 kA Part number	100 kA Part number
300	120...300A	300...3000A	2		T5N300CW-2	–	–	–	–
			3		T5N300CW	T5S300CW	T5H300CW	T5L300CW	T5V300CW
			4		T5N300CW-4	T5S300CW-4	T5H300CW-4	T5L300CW-4	T5V300CW-4
400	160...400A	400...4000A	2		T5N400CW-2	–	–	–	–
			3		T5N400CW	T5S400CW	T5H400CW	T5L400CW	T5V400CW
			4		T5N400CW-4	T5S400CW-4	T5H400CW-4	T5L400CW-4	T5V400CW-4
600	240...600A	600...6000A	3		T5N600CW	T5S600CW	T5H600CW	T5L600CW	T5V600CW

Standard PR222DS LSIg version

Electronic trip unit				IC	N	S	H	L	V
Frame size [A]	L adj. [A]	I adj. [A]	Poles	Rating (600V)	18 kA Part number	25 kA Part number	35 kA Part number	65 kA Part number	100 kA Part number
300	120...300A	300...3000A	2		T5N300EW-2	–	–	–	–
			3		T5N300EW	T5S300EW	T5H300EW	T5L300EW	T5V300EW
			4		T5N300EW-4	T5S300EW-4	T5H300EW-4	T5L300EW-4	T5V300EW-4
400	160...400A	400...4000A	2		T5N400EW-2	–	–	–	–
			3		T5N400EW	T5S400EW	T5H400EW	T5L400EW	T5V400EW
			4		T5N400EW-4	T5S400EW-4	T5H400EW-4	T5L400EW-4	T5V400EW-4
600	240...600A	600...6000A	3		T5N600EW	T5S600EW	T5H600EW	T5L600EW	T5V600EW

Tmax T ranges

Ordering details T5

100% rated PR221DS LS/I version

Electronic trip unit				IC	NQ	SQ	HQ	LQ	VQ
Frame size [A]	L adj. [A]	I adj. [A]	Poles	Rating (600V)	18 kA Part number	25 kA Part number	35 kA Part number	65 kA Part number	100 kA Part number
300	120...300A	300...3000A	3		T5NQ300BW	T5SQ300BW	T5HQ300BW	T5LQ300BW	T5VQ300BW
400	160...300A	400...4000A	3		T5NQ400BW	T5SQ400BW	T5HQ400BW	T5LQ400BW	T5VQ400BW

100% rated PR222DS LSI version

Electronic trip unit				IC	NQ	SQ	HQ	LQ	VQ
Frame size [A]	L adj. [A]	I adj. [A]	Poles	Rating (600V)	18 kA Part number	25 kA Part number	35 kA Part number	65 kA Part number	100 kA Part number
300	120...300A	300...3000A	3		T5NQ300CW	T5SQ300CW	T5HQ300CW	T5LQ300CW	T5VQ300CW
400	160...300A	400...4000A	3		T5NQ400CW	T5SQ400CW	T5HQ400CW	T5LQ400CW	T5VQ400CW

100% rated PR222DS LSIg version

Electronic trip unit				IC	NQ	SQ	HQ	LQ	VQ
Frame size [A]	L adj. [A]	I adj. [A]	Poles	Rating (600V)	18 kA Part number	25 kA Part number	35 kA Part number	65 kA Part number	100 kA Part number
300	120...300A	300...3000A	3		T5NQ300EW	T5SQ300EW	T5HQ300EW	T5LQ300EW	T5VQ300EW
400	160...300A	400...4000A	3		T5NQ400EW	T5SQ400EW	T5HQ400EW	T5LQ400EW	T5VQ400EW

Tmax T5 Magnetic only protection (Motor control protection)

Standard magnetic only PR221DS-I version

Electronic trip unit				IC	N	S	H	L	V
Frame size [A]	L adj. [A]	I adj. [A]	Poles	Rating (600V)	18 kA Part number	25 kA Part number	35 kA Part number	65 kA Part number	100 kA Part number
300	-	300...3000A	3		T5N300E5W	T5S300E5W	T5H300E5W	T5L300E5W	T5V300E5W
400	-	400...4000A	3		T5N400E5W	T5S400E5W	T5H400E5W	T5L400E5W	T5V400E5W
600	-	600...6000A	3		T5N600E5W	T5S600E5W	T5H600E5W	T5L600E5W	T5V600E5W

Tmax T5 Molded case switch

No protection, magnetic override only

No trip unit				IC	N	S	H	L	V
Frame size [A]	L adj. [A]	Mag. Override [A]	Poles	Rating (600V)	18 kA Part number	25 kA Part number	35 kA Part number	65 kA Part number	100 kA Part number
400	-	5000A	3		T5N400DW	T5S400DW	T5H400DW	T5L400DW	T5V400DW
			4		T5N400DW-4	T5S400DW-4	T5H400DW-4	T5L400DW-4	T5V400DW-4
600	-	5000A	3		T5N600DW	T5S600DW	T5H600DW	T5L600DW	T5V600DW

Tmax T ranges

Ordering details T6

Tmax T6 Thermal Magnetic protection (Molded case circuit breaker)

Standard version

Thermal magnetic adjustable trip unit				IC	N	S	H	L
Frame size	Therm. adj.	Mag. adj.	Poles	Rating	20 kA	25 kA	35 kA	42 kA
[A]	[A]	[A]		(600V)	Part number	Part number	Part number	Part number
600	420...600A	3000...6000A	3		T6N600TW	T6S600TW	T6H600TW	T6L600TW
			4		T6N600TW-4	–	T6H600TW-4	–
800	560...800A	4000...8000A	3		T6N800TW	T6S800TW	T6H800TW	T6L800TW
			4		T6N800TW-4	–	T6H800TW-4	–

100% rated version

Thermal magnetic adjustable trip unit				IC	NQ	SQ	HQ	LQ
Frame size	Therm. adj.	Mag. adj.	Poles	Rating	20 kA	25 kA	35 kA	42 kA
[A]	[A]	[A]		(600V)	Part number	Part number	Part number	Part number
600	420...600A	3000...6000A	3		T6NQ600TW	T6SQ600TW	T6HQ600TW	T6LQ600TW
800	560...800A	4000...8000A	3		T6NQ800TW	T6SQ800TW	T6HQ800TW	T6LQ800TW

Tmax T6 Electronic protection (Molded case circuit breaker)

Standard PR221DS LS/I version

Electronic trip unit				IC	N	S	H	L
Frame size	L adj.	I adj.	Poles	Rating	20 kA	25 kA	35 kA	42 kA
[A]	[A]	[A]		(600V)	Part number	Part number	Part number	Part number
600	240...600A	600...6000A	3		T6N600BW	T6S600BW	T6H600BW	T6L600BW
			4		T6N600BW-4	–	T6H600BW-4	–
800	320...800A	800...8000A	3		T6N800BW	T6S800BW	T6H800BW	T6L800BW
			4		T6N800BW-4	–	T6H800BW-4	–

Standard PR222DS LSI version

Electronic trip unit				IC	N	S	H	L
Frame size	L adj.	I adj.	Poles	Rating	20 kA	25 kA	35 kA	42 kA
[A]	[A]	[A]		(600V)	Part number	Part number	Part number	Part number
600	240...600A	600...6000A	3		T6N600CW	T6S600CW	T6H600CW	T6L600CW
			4		T6N600CW-4	–	T6H600CW-4	–
800	320...800A	800...8000A	3		T6N800CW	T6S800CW	T6H800CW	T6L800CW
			4		T6N800CW-4	–	T6H800CW-4	–

Standard PR222DS LSI version

Electronic trip unit				IC	N	S	H	L
Frame size	L adj.	I adj.	Poles	Rating	20 kA	25 kA	35 kA	42 kA
[A]	[A]	[A]		(600V)	Part number	Part number	Part number	Part number
600	240...600A	600...6000A	3		T6N600EW	T6S600EW	T6H600EW	T6L600EW
			4		T6N600EW-4	–	T6H600EW-4	–
800	320...800A	800...8000A	3		T6N800EW	T6S800EW	T6H800EW	T6L800EW
			4		T6N800EW-4	–	T6H800EW-4	–

Tmax T ranges

Ordering details T6

4

100% rated PR221DS LS/I version

Electronic trip unit				IC	NQ	SQ	HQ	LQ
Frame size [A]	L adj. [A]	I adj. [A]	Poles	Rating (600V)	20 kA Part number	25 kA Part number	35 kA Part number	42 kA Part number
600	240...600A	600...6000A	3		T6NQ600BW	T6SQ600BW	T6HQ600BW	T6LQ600BW
800	320...800A	800...8000A	3		T6NQ800BW	T6SQ800BW	T6HQ800BW	T6LQ800BW

100% rated PR222DS LSI version

Electronic trip unit				IC	NQ	SQ	HQ	LQ
Frame size [A]	L adj. [A]	I adj. [A]	Poles	Rating (600V)	20 kA Part number	25 kA Part number	35 kA Part number	42 kA Part number
600	240...600A	600...6000A	3		T6NQ600CW	T6SQ600CW	T6HQ600CW	T6LQ600CW
800	320...800A	800...8000A	3		T6NQ800CW	T6SQ800CW	T6HQ800CW	T6LQ800CW

100% rated PR222DS LSIG version

Electronic trip unit				IC	NQ	SQ	HQ	LQ
Frame size [A]	L adj. [A]	I adj. [A]	Poles	Rating (600V)	20 kA Part number	25 kA Part number	35 kA Part number	42 kA Part number
600	240...600A	600...6000A	3		T6NQ600EW	T6SQ600EW	T6HQ600EW	T6LQ600EW
800	320...800A	800...8000A	3		T6NQ800EW	T6SQ800EW	T6HQ800EW	T6LQ800EW

Tmax T6 Magnetic only protection (Motor control protection)

Standard magnetic only PR221DS-I version

Electronic trip unit				IC	N	S	H	L
Frame size [A]	L adj. [A]	I adj. [A]	Poles	Rating (600V)	20 kA Part number	25 kA Part number	35 kA Part number	42 kA Part number
600	-	600...6000A	3		T6N600E5W	T6S600E5W	T6H600E5W	T6L600E5W
800	-	800...8000A	3		T6N800E5W	T6S800E5W	T6H800E5W	T6L800E5W

Tmax T6 Molded case switch

No protection, magnetic override only

No trip unit				IC	H
Frame size [A]	L adj. [A]	Mag. Override [A]	Poles	Rating (600V)	35 kA Part number
800	-	10000A	3		T6H800DW
			4		T6H800DW-4

Tmax T ranges

T5-T6 Accessories



Plug-in base EF



Withdrawable base EF



Withdrawable conversion kit



Plug-in conversion kit



Connectors



Terminal covers

Fixed parts, conversion kits and accessories for fixed parts

Plug-in base only

Base type	T5		T5 (600A)	
	3p Part number	4p Part number	3p Part number	4p Part number
Front extended terminals (EF)	KT5PFEF	KT5PFEF-4	KT5PFEF6	KT5PFEF6-4
Rear horizontal terminals (HR)	KT5PFHR	KT5PFHR-4	KT5PFHR6	KT5PFHR6-4
Rear vertical terminals (VR)	KT5PFVR	KT5PFVR-4	KT5PFVR6	KT5PFVR6-4

Withdrawable base only

Base type	T5		T5 (600A)		T6	
	3p Part number	4p Part number	3p Part number	4p Part number	3p Part number	4p Part number
Front extended terminals (EF)	KT5WFEF	KT5WFEF-4	KT5WFEF6	KT5WFEF6-4	KT6WFEF	KT6WFEF-4
Rear horizontal terminals (HR)	KT5WFHR	KT5WFHR-4	KT5WFHR6	KT5WFHR6-4	KT6WFHR	KT6WFHR-4
Rear vertical terminals (VR)	KT5WFVR	KT5WFVR-4	KT5WFVR6	KT5WFVR6-4	KT6WFVR	KT6WFVR-4

Breaker conversion kits (does not include the base)

Kit type	T5		T5 (600A)		T6	
	3p Part number	4p Part number	3p Part number	4p Part number	3p Part number	4p Part number
Kit to convert standard breaker to plug-in	KT5PMK	KT5PMK-4	KT5PMK6	KT5PMK6-4	–	–
Kit to convert standard breaker to withdrawable	KT5WMK	KT5WMK-4	KT5WMK6	KT5WMK6-4	KT6WMK	KT6WMK-4

Base connectors for electrical accessories

Accessory type	T5 - T6	
	Part number	
Shunt opening / Undervoltage release	KT6ADP-5	
Aux. contact 1C + 1BA	KT6ADP-6	
Aux. contact 3C + 1BA	KT6ADP-12	
Stored energy motor	KT6ADP-10	
Stored energy motor + shunt trip or undervoltage release	KT6ADP-10	

Loose terminal covers for base

Cover type	T5		T6	
	3p Part number	4p Part number	3p Part number	4p Part number
Spare terminal covers	KT5TCFP-3	KT5TCFP-4	KT6TCFP-3	KT6TCFP-4

Tmax T ranges

T5-T6 Accessories

4



SOR

Electrical operators

Shunt opening release (SOR)

Control voltage type	T5 - T6
	Part number
12Vdc	KT6S9
24...30V ac/dc	KT6S8
48...60V ac/dc	KT6S7
110...125V ac/dc	KT6S4
380...440Vac	KT6S3
220...250V ac/dc	KT6S2
480...500Vac	KT6S1

Shunt opening release with permanent supply (PS-SOR)

Control voltage type	T5 - T6
	Part number
24...30Vdc (low power consumption)	KT6SP4
110...120V ac/dc (low power consumption)	KT6SP8



UVR

Undervoltage opening release (UVR)

Control voltage type	T5 - T6
	Part number
24...30V ac/dc	KT6U8
48V ac/dc	KT6U7
60V ac/dc	KT6U5
110...125V ac/dc	KT6U4
380...440Vac	KT6U3
220...250V ac/dc	KT6U2
480...500Vac	KT6U1

Electrical signals



AUX



Early make AUX

Standard auxiliary contacts (AUX)

Auxiliary contact type	T5	T6
	Part number	Part number
1 form C + 1 BA 250V ac/dc	KT6AS	KT6AS
1 form C + 1 BA (for PR222DS modbus trip units)	K5AS-E	KT6AS-E
2 form C 400Vac	KT6AS2	KT6AS2
3 form C + 1 BA 250Vac	KT6AS3	KT6AS3
3 form C + 1 BA 24Vdc	KT6AS3L	KT6AS3L
Early make contact for rotary handle	KT5EM	KT6EM
1 form C for RACKED-IN position 400V ac/dc	KT6AUPI	KT6AUPI
1 form C for RACKED-IN position 24Vdc	KT6AUPI24C	KT6AUPI24V
1 form C for RACKED-OUT position 400V ac/dc	KT6AUPP	KT6AUPP
1 form C for RACKED-OUT position 24Vdc	KT6AUPP24V	KT6AUPP24V
Manual / remote signal from motor operator	KT6MA	KT6MA

Tmax T ranges

T5-T6 Accessories



MOE

Motor operators

Standard stored energy motor operators

Control voltage type	T5	T6
	Part number	Part number
24Vdc	KT5M8	KT6M8
48...60V ac/dc	KT5M7	KT6M7
110...125V ac/dc	KT5M4	KT6M4
380Vac	KT5M3	KT6M3
220...250V ac/dc	KT5M2	KT6M2

Stored energy motor operators with Modbus communication (IEC only)

Control voltage type	T5	T6
	Part number	Part number
24Vdc	KT5M8-E	KT6M8-E
48...60V ac/dc	KT5M7-E	KT6M7-E
110...125V ac/dc	KT5M4-E	KT6M4-E
380Vac	KT5M3-E	KT6M3-E
220...250V ac/dc	KT5M2-E	KT6M2-E

Rotary and flange handles



KT5RH

Breaker mounted rotary handle

Handle type	T5	T6
	Part number	Part number
Rotary handle for Fixed / Plug-in version breakers	KT5RH	KT6RH
Rotary handle for Withdrawable version breakers	KT5RHW	KT6RHW

Door mounted rotary handle, shaft and mechanism



KT3VD-M + KT3VD-S + KT3VD-H

Type	T5	T6
	Part number	Part number
Mechanism	KT5VD-M	KT6VD-M
NEMA 1 square handle	KT5VD-H	KT6VD-H
Shaft for NEMA 1 square handle	KT5VD-S	KT5VD-S
NEMA 1, 3R, 12 pistol handle (black)	OHB125J10B	OHB125J10B
NEMA 4, 4X pistol handle	OHB125L10B	OHB125L10B
Shaft for NEMA 1, 3R, 12 pistol handle	OXF10X500	OXF10X500



OHB pistol type handle

Tmax T ranges

T5-T6 Accessories

4



Flange handles

Type	T5
	Part number
Mechanism	MKCT5
NEMA 1, 3R, 12 grey painted handle	OHF1C12
NEMA 4, 4X nickel plated handle	OHF1C4
36in cable linkage (91cm)	OXC1L36
48in cable linkage (122cm)	OXC1L48
60in cable linkage (152cm)	OXC1L60
72in cable linkage (183cm)	OXC1L72
84in cable linkage (213cm)	OXC1L84
96in cable linkage (244cm)	OXC1L96
108in cable linkage (305cm)	OXC1L108



Locks

Mechanical / toggle lock

Lock type	T5	T6
	Part number	Part number
Toggle padlock prov. OPEN pos. for Fixed / Plug-in version	KT5FLD	KT6FLD
Toggle padlock prov. OPEN pos. for Withdrawable version	KT5FLDW	KT6FLDW

Keylock for rotary handle mechanism

Lock type	T5	T6
	Part number	Part number
Different keys, OPEN position	KT5KL-D	KT6KLF
Same keys, OPEN position key #20005	KT5KL-20005	KT6KLFS-20005
Same keys, OPEN position key #20006	KT5KL-20006	KT6KLFS-20005
Same keys, OPEN position key #20007	KT5KL-20007	KT6KLFS-20005
Same keys, OPEN position key #20008	KT5KL-20008	KT6KLFS-20005

Keylock for motor operator

Lock type	T5	T6
	Part number	Part number
Different keys, OPEN position	KT5KL-MO-D	KT6KL-MO-D
Same keys, OPEN position key #20005	KT5KL-MO-20005	KT6KLFS-MO-20005
Same keys, OPEN position key #20006	KT5KL-MO-20006	KT6KLFS-MO-20005
Same keys, OPEN position key #20007	KT5KL-MO-20007	KT6KLFS-MO-20005
Same keys, OPEN position key #20008	KT5KL-MO-20008	KT6KLFS-MO-20005

Tmax T ranges

T5-T6 Accessories



Mechanical interlocks

Interlock mechanism and plates

Type	T5	T6
	Part number	Part number
Horizontal interlock	KT5MI-H	KT6MI-H
Vertical interlock	KT5MI-V	KT6MI-V
Adaptor plate (T4 + T4)	KT5MIP-A	—
Adaptor plate (T4 + T5 or T5 600 fixed)	KT5MIP-B	—
Adaptor plate (T4 + T5 600)	KT5MIP-C	—
Adaptor plate (T5 or T5 600 fixed + T5 or T5 600 fixed)	KT5MIP-D	—
Adaptor plate (T5 or T5 600 fixed + T5 600)	KT5MIP-E	—
Adaptor plate (T5 600 + T5 600)	KT5MIP-F	—



External Neutral CT

CT for neutral (requires X4 connector)

CT Type	T5	T6
	Part number	Part number
300A CT	KT5NCT-300	—
400A CT	KT5NCT-400	—
600A CT	KT5NCT-600	KT6NCT-600
800A CT	—	KT6NCT-800

X4 connector for CT

Connector type	T5 - T6
	Part number
X4 connector for fixed version breakers	KT6CX4
X4 connector for plug-in / withdrawable version breakers	KT6CX4-P

Extra compartment door flange

Flange type	T5	T6
	Part number	Part number
Compartment door flange Fixed version	KT5FCD	KT6FCD



Tmax T ranges

T5-T6 Accessories

4

Mechanical lug kits, covers and phase seperators



FC CuAl kits (for copper or aluminium cables)

Type	T5		T6	
	3p Part number	4p Part number	3p Part number	4p Part number
1x 250 Kcmil up to 500 Kcmil (300A rated)	KT5300-3	KT5300-4	–	–
2x 3/0 up to 2x 250 Kcmil (400A rated) ⁽¹⁾	KT5400-3	KT5400-4	–	–
2x 3/0 up to 2x 500 Kcmil (600A rated)	KT5600-3	KT5600-4	–	–
2x 250 Kcmil up to 2x 500 Kcmil (600A rated)	–	–	KT6600-3	KT6600-4
3x 2/0 up to 3x 400 Kcmil (800A rated) ⁽¹⁾	–	–	KT6800-3	KT6800-4

⁽¹⁾ Comes with high profile terminal covers



EF front extended terminals (for bus bars)

Type	T5		T6	
	3p Part number	4p Part number	3p Part number	4p Part number
400A rated	KT5EF-3	KT5EF-4	–	–
800A rated	–	–	KT6EF-3	KT6EF-4



Rear terminals (for bus bars)

Type	T5		T6	
	3p Part number	4p Part number	3p Part number	4p Part number
400A rated	KT5R-3	KT5R-4	–	–
800A rated	–	–	KT6R-3	KT6R-4



Lug adaptor spare kit

Type	T5		T6	
	3p Part number	4p Part number	3p Part number	4p Part number
6 plugs and screws	KT5FC-6	–	KT6FC-6	–



Terminal shroud covers

Type	T5		T6	
	3p Part number	4p Part number	3p Part number	4p Part number
High profile	KT5HTC-3	KT5HTC-4	KT6HTC-3	KT6HTC-4
Low profile	KT5LTC-3	KT5LTC-4	KT6LTC-3	KT6LTC-4



Phase seperators

Type	T5		T6	
	3p Part number	4p Part number	3p Part number	4p Part number
High profile	KT5PBH-3	KT5PBH-4	–	–
Low profile	KT5PBL-3	KT5PBL-4	KT6PBL-3	KT6PBL-4

Tmax T ranges

T5-T6 Accessories



Front display unit for PR222

Type	T5	T6
	Part number	Part number
Display unit	KT5FDU	KT6FDU

Tmax T ranges

Ordering details T7

Tmax T7 Electronic protection (Molded case circuit breaker)

Standard PR231 LS/I version

Electronic trip unit				IC Rating (600V)	S 25 kA Part number	H 50 kA Part number	L 65 kA Part number
Frame size [A]	L adj. [A]	I adj. [A]	Poles				
1000	400...1000A	1000...10000A	3		T7S1000BW	T7H1000BW	T7L1000BW
			4		T7S1000BW-4	T7H1000BW-4	T7L1000BW-4
1200	480...1200A	1200...12000A	3		T7S1200BW	T7H1200BW	T7L1200BW
			4		T7S1200BW-4	T7H1200BW-4	T7L1200BW-4

Standard PR232 LSI version

Electronic trip unit				IC Rating (600V)	S 25 kA Part number	H 50 kA Part number	L 65 kA Part number
Frame size [A]	L adj. [A]	I adj. [A]	Poles				
1000	400...1000A	1000...12000A	3		T7S1000CW	T7H1000CW	T7L1000CW
			4		T7S1000CW-4	T7H1000CW-4	T7L1000CW-4
1200	480...1200A	1200...14400A	3		T7S1200CW	T7H1200CW	T7L1200CW
			4		T7S1200CW-4	T7H1200CW-4	T7L1200CW-4

Standard PR331 LSIG version

Electronic trip unit				IC Rating (600V)	S 25 kA Part number	H 50 kA Part number	L 65 kA Part number
Frame size [A]	L adj. [A]	I adj. [A]	Poles				
1000	400...1000A	1000...12000A	3		T7S1000EW	T7H1000EW	T7L1000EW
			4		T7S1000EW-4	T7H1000EW-4	T7L1000EW-4
1200	480...1200A	1200...14400A	3		T7S1200EW	T7H1200EW	T7L1200EW
			4		T7S1200EW-4	T7H1200EW-4	T7L1200EW-4

Standard PR332 LI version

Electronic trip unit				IC Rating (600V)	S 25 kA Part number	H 50 kA Part number	L 65 kA Part number
Frame size [A]	L adj. [A]	I adj. [A]	Poles				
1000	400...1000A	1000...15000A	3		T7S1000PW	T7H1000PW	T7L1000PW
			4		T7S1000PW-4	T7H1000PW-4	T7L1000PW-4
1200	480...1200A	1200...18000A	3		T7S1200PW	T7H1200PW	T7L1200PW
			4		T7S1200PW-4	T7H1200PW-4	T7L1200PW-4

Standard PR332 LSI version

Electronic trip unit				IC Rating (600V)	S 25 kA Part number	H 50 kA Part number	L 65 kA Part number
Frame size [A]	L adj. [A]	I adj. [A]	Poles				
1000	400...1000A	1000...15000A	3		T7S1000RW	T7H1000RW	T7L1000RW
			4		T7S1000RW-4	T7H1000RW-4	T7L1000RW-4
1200	480...1200A	1200...18000A	3		T7S1200RW	T7H1200RW	T7L1200RW
			4		T7S1200RW-4	T7H1200RW-4	T7L1200RW-4

Standard PR332 LSIG version

Electronic trip unit				IC Rating (600V)	S 25 kA Part number	H 50 kA Part number	L 65 kA Part number
Frame size [A]	L adj. [A]	I adj. [A]	Poles				
1000	400...1000A	1000...15000A	3		T7S1000SW	T7H1000SW	T7L1000SW
			4		T7S1000SW-4	T7H1000SW-4	T7L1000SW-4
1200	480...1200A	1200...18000A	3		T7S1200SW	T7H1200SW	T7L1200SW
			4		T7S1200SW-4	T7H1200SW-4	T7L1200SW-4

Tmax T ranges

Ordering details T7

100% rated PR231 LS/I version

Electronic trip unit				IC	SQ	HQ	LQ
Frame size [A]	L adj. [A]	I adj. [A]	Poles	Rating (600V)	25 kA Part number	50 kA Part number	65 kA Part number
1000	400...1000A	1000...10000A	3		T7SQ1000BW	T7HQ1000BW	T7LQ1000BW
1200	480...1200A	1200...12000A	3		T7SQ1200BW	T7HQ1200BW	T7LQ12000BW

100% rated PR232 LSI version

Electronic trip unit				IC	SQ	HQ	LQ
Frame size [A]	L adj. [A]	I adj. [A]	Poles	Rating (600V)	25 kA Part number	50 kA Part number	65 kA Part number
1000	400...1000A	1000...12000A	3		T7SQ1000CW	T7HQ1000CW	T7LQ1000CW
1200	480...1200A	1200...14400A	3		T7SQ1200CW	T7HQ1200CW	T7LQ12000CW

100% rated PR331 LSIG version

Electronic trip unit				IC	SQ	HQ	LQ
Frame size [A]	L adj. [A]	I adj. [A]	Poles	Rating (600V)	25 kA Part number	50 kA Part number	65 kA Part number
1000	400...1000A	1000...12000A	3		T7SQ1000EW	T7HQ1000EW	T7LQ1000EW
1200	480...1200A	1200...14400A	3		T7SQ1200EW	T7HQ1200EW	T7LQ12000EW

100% rated PR332 LI version

Electronic trip unit				IC	SQ	HQ	LQ
Frame size [A]	L adj. [A]	I adj. [A]	Poles	Rating (600V)	25 kA Part number	50 kA Part number	65 kA Part number
1000	400...1000A	1000...15000A	3		T7SQ1000PW	T7HQ1000PW	T7LQ1000PW
1200	480...1200A	1200...18000A	3		T7SQ1200PW	T7HQ1200PW	T7LQ12000PW

100% rated PR332 LSI version

Electronic trip unit				IC	SQ	HQ	LQ
Frame size [A]	L adj. [A]	I adj. [A]	Poles	Rating (600V)	25 kA Part number	50 kA Part number	65 kA Part number
1000	400...1000A	1000...15000A	3		T7SQ1000RW	T7HQ1000RW	T7LQ1000RW
1200	480...1200A	1200...18000A	3		T7SQ1200RW	T7HQ1200RW	T7LQ12000RW

100% rated PR332 LSIG version

Electronic trip unit				IC	SQ	HQ	LQ
Frame size [A]	L adj. [A]	I adj. [A]	Poles	Rating (600V)	25 kA Part number	50 kA Part number	65 kA Part number
1000	400...1000A	1000...15000A	3		T7SQ1000SW	T7HQ1000SW	T7LQ1000SW
1200	480...1200A	1200...18000A	3		T7SQ1200SW	T7HQ1200SW	T7LQ12000SW

Tmax T ranges

Ordering details T7

Tmax T7 Magnetic only protection (Motor control protection)

Standard magnetic only PR231-I version

Electronic trip unit				IC	S	H	L
Frame size [A]	L adj. [A]	I adj. [A]	Poles	Rating (600V)	25 kA Part number	50 kA Part number	65 kA Part number
1000	-	1000...10000A	3		T7S1000MW	T7H1000MW	T7L1000MW
1200	-	1200...12000A	3		T7S1200MW	T7H1200MW	T7L1200MW

4

Tmax T7 Molded case switch

No protection, magnetic override only

No trip unit				IC	H
Frame size [A]	L adj. [A]	Mag. Override [A]	Poles	Rating (600V)	50 kA Part number
1200	-	12000A	3		T7H1200DW
			4		T7H1200DW-4

Tmax T ranges

Ordering details T7M

Tmax T7M Electronic protection (Molded case circuit breaker)

Standard PR231 LS/I version

Electronic trip unit				IC	S	H	L
Frame size [A]	L adj. [A]	I adj. [A]	Poles	Rating (600V)	25 kA Part number	50 kA Part number	65 kA Part number
1000	400...1000A	1000...10000A	3		T7MS1000BW	T7MH1000BW	T7ML1000BW
			4		T7MS1000BW-4	T7MH1000BW-4	T7ML1000BW-4
1200	480...1200A	1200...12000A	3		T7MS1200BW	T7MH1200BW	T7ML12000BW
			4		T7MS1200BW-4	T7MH1200BW-4	T7ML1200BW-4

Standard PR232 LSI version

Electronic trip unit				IC	S	H	L
Frame size [A]	L adj. [A]	I adj. [A]	Poles	Rating (600V)	25 kA Part number	50 kA Part number	65 kA Part number
1000	400...100A	1000...12000A	3		T7MS1000CW	T7MH1000CW	T7ML1000CW
			4		T7MS1000CW-4	T7MH1000CW-4	T7ML1000CW-4
1200	480...1200A	1200...14400A	3		T7MS1200CW	T7MH1200CW	T7ML12000CW
			4		T7MS1200CW-4	T7MH1200CW-4	T7ML1200CW-4

Standard PR331 LSIG version

Electronic trip unit				IC	S	H	L
Frame size [A]	L adj. [A]	I adj. [A]	Poles	Rating (600V)	25 kA Part number	50 kA Part number	65 kA Part number
1000	400...1000A	1000...12000A	3		T7MS1000EW	T7MH1000EW	T7ML1000EW
			4		T7MS1000EW-4	T7MH1000EW-4	T7ML1000EW-4
1200	480...1200A	1200...14400A	3		T7MS1200EW	T7MH1200EW	T7ML12000EW
			4		T7MS1200EW-4	T7MH1200EW-4	T7ML1200EW-4

Standard PR332 LI version

Electronic trip unit				IC	S	H	L
Frame size [A]	L adj. [A]	I adj. [A]	Poles	Rating (600V)	25 kA Part number	50 kA Part number	65 kA Part number
1000	400...1000A	1000...15000A	3		T7MS1000PW	T7MH1000PW	T7ML1000PW
			4		T7MS1000PW-4	T7MH1000PW-4	T7ML1000PW-4
1200	480...1200A	1200...18000A	3		T7MS1200PW	T7MH1200PW	T7ML12000PW
			4		T7MS1200PW-4	T7MH1200PW-4	T7ML1200PW-4

Standard PR332 LSI version

Electronic trip unit				IC	S	H	L
Frame size [A]	L adj. [A]	I adj. [A]	Poles	Rating (600V)	25 kA Part number	50 kA Part number	65 kA Part number
1000	400...1000A	1000...15000A	3		T7MS1000RW	T7MH1000RW	T7ML1000RW
			4		T7MS1000RW-4	T7MH1000RW-4	T7ML1000RW-4
1200	480...1200A	1200...18000A	3		T7MS1200RW	T7MH1200RW	T7ML12000RW
			4		T7MS1200RW-4	T7MH1200RW-4	T7ML1200RW-4

Standard PR332 LSIG version

Electronic trip unit				IC	S	H	L
Frame size [A]	L adj. [A]	I adj. [A]	Poles	Rating (600V)	25 kA Part number	50 kA Part number	65 kA Part number
1000	400...1000A	1000...15000A	3		T7MS1000SW	T7MH1000SW	T7ML1000SW
			4		T7MS1000SW-4	T7MH1000SW-4	T7ML1000SW-4
1200	480...1200A	1200...18000A	3		T7MS1200SW	T7MH1200SW	T7ML12000SW
			4		T7MS1200SW-4	T7MH1200SW-4	T7ML1200SW-4

Tmax T ranges

Ordering details T7M

4

100% rated PR231 LS/I version

Electronic trip unit				IC	SQ	HQ	LQ
Frame size [A]	L adj. [A]	I adj. [A]	Poles	Rating (600V)	25 kA Part number	50 kA Part number	65 kA Part number
1000	400...1000A	1000...10000A	3		T7MSQ1000BW	T7MHQ1000BW	T7MLQ1000BW
1200	480...1200A	1200...12000A	3		T7MSQ1200BW	T7MHQ1200BW	T7MLQ1200BW

100% rated PR232 LSI version

Electronic trip unit				IC	SQ	HQ	LQ
Frame size [A]	L adj. [A]	I adj. [A]	Poles	Rating (600V)	25 kA Part number	50 kA Part number	65 kA Part number
1000	400...1000A	1000...12000A	3		T7MSQ1000CW	T7MHQ1000CW	T7MLQ1000CW
1200	480...1200A	1200...14400A	3		T7MSQ1200CW	T7MHQ1200CW	T7MLQ1200CW

100% rated PR331 LSIG version

Electronic trip unit				IC	SQ	HQ	LQ
Frame size [A]	L adj. [A]	I adj. [A]	Poles	Rating (600V)	25 kA Part number	50 kA Part number	65 kA Part number
1000	400...1000A	1000...12000A	3		T7MSQ1000EW	T7MHQ1000EW	T7MLQ1000EW
1200	480...1200A	1200...14400A	3		T7MSQ1200EW	T7MHQ1200EW	T7MLQ1200EW

100% rated PR332 LI version

Electronic trip unit				IC	SQ	HQ	LQ
Frame size [A]	L adj. [A]	I adj. [A]	Poles	Rating (600V)	25 kA Part number	50 kA Part number	65 kA Part number
1000	400...1000A	1000...15000A	3		T7MSQ1000PW	T7MHQ1000PW	T7MLQ1000PW
1200	480...1200A	1200...18000A	3		T7MSQ1200PW	T7MHQ1200PW	T7MLQ1200PW

100% rated PR332 LSI version

Electronic trip unit				IC	SQ	HQ	LQ
Frame size [A]	L adj. [A]	I adj. [A]	Poles	Rating (600V)	25 kA Part number	50 kA Part number	65 kA Part number
1000	400...1000A	1000...15000A	3		T7MSQ1000RW	T7MHQ1000RW	T7MLQ1000RW
1200	480...1200A	1200...18000A	3		T7MSQ1200RW	T7MHQ1200RW	T7MLQ1200RW

100% rated PR332 LSIG version

Electronic trip unit				IC	SQ	HQ	LQ
Frame size [A]	L adj. [A]	I adj. [A]	Poles	Rating (600V)	25 kA Part number	50 kA Part number	65 kA Part number
1000	400...1000A	1000...15000A	3		T7MSQ1000SW	T7MHQ1000SW	T7MLQ1000SW
1200	480...1200A	1200...18000A	3		T7MSQ1200SW	T7MHQ1200SW	T7MLQ1200SW

Tmax T ranges

Ordering details T7M

Tmax T7M Magnetic only protection (Motor control protection)

Standard magnetic only PR231-I version

Electronic trip unit				IC	S	H	L
Frame size [A]	L adj. [A]	I adj. [A]	Poles	Rating (600V)	25 kA Part number	50 kA Part number	65 kA Part number
1000	—	1000...10000A	3		T7MS1000MW	T7MH1000MW	T7ML1000MW
1200	—	1200...12000A	3		T7MS1200MW	T7MH1200MW	T7ML1200MW

Tmax T7M Molded case switch

No protection, magnetic override only

No trip unit				IC	H
Frame size [A]	L adj. [A]	Mag. Override [A]	Poles	Rating (600V)	50 kA Part number
1200	—	12000A	3		T7MH1200DW
			4		T7MH1200DW-4

Tmax T ranges

T7-T7M Accessories



Fixed parts, conversion kits and accessories for fixed parts

Withdrawable base only

Base type	T7 - T7M	
	3p Part number	4p Part number
Base with rear adjustable terminals	KT7WFRC	KT7WFRC-4

Breaker conversion kits (does not include the base)

Kit type	T7 - T7M	
	3p Part number	4p Part number
Kit to convert standard breaker to withdrawable	KT7WMK	KT7WMK-4

Sliding contact blocks ⁽¹⁾

Kit type	T7 - T7M		T7M
	Part number		Part number
LEFT contact block for base	KT7XSFCP-L	KT7MXSFCP-L	
CENTER contact block for base	KT7XSFCP-C	KT7XSFCP-C	
RIGHT contact block for base	KT7XSFCP-R	KT7XSFCP-R	
LEFT contact block for breaker	KT7XSFCMP-L	KT7XSFCMP-L	
CENTER contact block for breaker	KT7XSFCMP-C	KT7XSFCMP-C	
RIGHT contact block for breaker	KT7XSFCMP-R	KT7XSFCMP-R	

⁽¹⁾ Please refer to the technical catalog for dedicated accessories related to them.

Terminals for base and circuit breaker

Rear terminals and front terminals for cables

Terminal type	T7 - T7M	
	3p Part number	4p Part number
Horizontal or vertical terminals for base	KT7XHRVR-3	KT7XHRVR-4
Horizontal rear terminals for breaker	KT7XHR-3	KT7XHR-4
Vertical rear terminals for breaker	KT7XVR-3	KT7XVR-4
4x 1/0 to 4x 500 Kcmil (1200A rated)	KT7X1200-3	KT7X1200-4

Terminal shroud covers

Type	T7 - T7M	
	3p Part number	4p Part number
High profile	KT7XHTC-3	KT7XHTC-4
Low profile	KT7XLTC-3	KT7XLTC-4

Phase separators

Type	T7 - T7M	
	3p Part number	4p Part number
High profile	KT7PBH-3	KT7PBH-4
Low profile	KT7PBL-3	KT7PBL-4

4



Tmax T ranges

T7-T7M Accessories

Electrical operators



Shunt opening release (Y0)

Control voltage type	T7 - T7M
	Part number
24V ac/dc	KT7XS0
30V ac/dc	KT7XS9
48V ac/dc	KT7XS8
60V ac/dc	KT7XS7
110...120V ac/dc	KT7XS6
120...127V ac/dc	KT7XS5
220...240V ac/dc	KT7XS4
250V ac/dc	KT7XS3
380...440Vac	KT7XS2
440...480Vac	KT7XS1



Shunt closing (YC)

Control voltage type	T7M
	Part number
24V ac/dc	KT7MXC0
30V ac/dc	KT7MXC9
48V ac/dc	KT7MXC8
60V ac/dc	KT7MXC7
110...120V ac/dc	KT7MXC6
120...127V ac/dc	KT7MXC5
220...240V ac/dc	KT7MXC4
250V ac/dc	KT7MXC3
380...440Vac	KT7MXC2
440...480Vac	KT7MXC1



Undervoltage opening release (YU)

Control voltage type	T7 - T7M
	Part number
24V ac/dc	KT7XU0
30V ac/dc	KT7XU9
48V ac/dc	KT7XU8
60V ac/dc	KT7XU7
110...120V ac/dc	KT7XU6
120...127V ac/dc	KT7XU5
220...240V ac/dc	KT7XU4
250V ac/dc	KT7XU3
380...440Vac	KT7XU2
440...480Vac	KT7XU1

Tmax T ranges

T7-T7M Accessories

4




Motor operators

Spring charging motor operators

Control voltage type	T7M
	Part number
24...30V ac/dc	KT7MXM9
48...60V ac/dc	KT7MXM7
110...130V ac/dc	KT7MXM5
220...250V ac/dc	KT7MXM3
380...415Vac	KT7MXM2

Electrical signals

Standard auxiliary contacts (AUX)



Auxiliary contact type	T7	T7M
	Part number	Part number
1 form C + 1 BA 400Vac	KT7AS	-
1 form C + 1 BA 24Vdc	KT7ASL	-
2 form C 400Vac	KT7XAS2	KT7XAS2
2 form C 24Vdc	KT7XAS2L	KT7XAS2L
S51 Alarm contact 250Vac	KT7S51	KT7XS51
Ready-to-Close contact 250V ac/dc	-	KT7XRTC250
Ready-to-Close contact 24Vdc	-	KT7XRTC24
Spring charged contact 250V ac/dc	-	KT7XSC250
Spring charged contact 24Vdc	-	KT7XSC24
1BA + remote reset 24...30V ac/dc	-	KT7XETBAR9
1BA + remote reset 110...130V ac/dc	-	KT7XETBAR5
1BA + remote reset 200...240V ac/dc	-	KT7XETBAR4
Position contact set withdrawable 250Vac	KT7XAUP250	KT7XAUP250
Position contact set withdrawable 24Vdc	KT7XAUP24	KT7XAUP24

Possible combinations with auxiliary contacts on T7-T7M (excluding S51, RTC, SC and AUP contacts)

Combination type	T7	T7M
	Part number	Part number
2 form C	YES	YES
4 form C	NO	YES
2 form C + 1 BA	YES	NO
3 form C + 1 BA	YES	NO

Early make contact for rotary handle



Contact type	T7
	Part number
Early make contact	KT7EM

Tmax T ranges

T7-T7M Accessories

Rotary handles



Breaker mounted rotary handle

Handle type	T7
	Part number
Rotary handle for Fixed / Plug-in version breakers	KT7RH
Rotary handle for Withdrawable version breakers	KT7RH



Door mounted rotary handle, shaft and mechanism

Type	T7
	Part number
Mechanism	KT7VD-M
NEMA 1 square handle	KT7VD-H
Shaft for NEMA 1 square handle	KT7VD-S
NEMA 1, 3R, 12 pistol handle (black)	OHB125J10B
Shaft for NEMA 1, 3R, 12 pistol handle	EXP10X500

Locks and padlock provision



Padlock provision

Padlock type	T7	T7M
	Part number	Part number
Lever padlock OPEN position Fixed / Withdrawable version	KT7LDO	KT7MLDO
Button padlock provision OPEN position independant	-	KT7XTPCI
Pushbutton protection	-	KT7XTPC

Keylock for rotary handle mechanism



Lock type	T7
	Part number
Different keys, OPEN position	KT7KLFD
Same keys, OPEN position key #20005	KT7KLFS-20005
Same keys, OPEN position key #20006	KT7KLFS-20006
Same keys, OPEN position key #20007	KT7KLFS-20007
Same keys, OPEN position key #20008	KT7KLFS-20008

Keylock on circuit breaker

Lock type	T7	T7M
	Part number	Part number
Different keys, OPEN position	KT7KLCD	KT7MKLCD
Same keys, OPEN position key #20005	KT7KLCS-20005	KT7MKLCS-20005
Same keys, OPEN position key #20006	KT7KLCS-20006	KT7MKLCS-20006
Same keys, OPEN position key #20007	KT7KLCS-20007	KT7MKLCS-20007
Same keys, OPEN position key #20008	KT7KLCS-20008	KT7MKLCS-20008

Tmax T ranges

T7-T7M Accessories

4



Keylock Racked-in / Test / Racked-out position

Lock type	T7-T7M
	Part number
1 breaker, different keys	KT7XPL-D
Group, same keys # 20005	KT7XPL-20005
Group, same keys # 20006	KT7XPL-20006
Group, same keys # 20007	KT7XPL-20007
Group, same keys # 20008	KT7XPL-20008
Provision for Ronis lock	KT7XPL-R
Provision for Profalux lock	KT7XPL-P
Provision for Castell lock	KT7XPL-C
Provision for Kirk lock	KT7XPL-K



Accessory for lock in Racked-out position

Lock type	T7-T7M
	Part number
Lock in Racked-out position only	KT7XPLA



Compartment door lock

Lock type	T7-T7M
	Part number
Door lock with cables ⁽¹⁾	KT7XMLCD
Door lock (wall mounted)	KT7XMLWMCB
Door lock (floor mounted)	KT7XMLFMCB
Door lock Withdrawable version	KT7XMLDOMCB

⁽¹⁾ To be ordered with interlock plate and interlock cables for interlock consistency with circuit breaker
 Circuit breaker equipped with compartment door lock can't be interlocked with another circuit breaker



Mechanical interlock with cables (2 circuit breakers T7/T7M) ⁽²⁾

Interlock type	T7-T7M
	Part number
Cable kit	KT7XMLC
Interlock plate, Fixed version - Rear mounted	KT7XIPB
Interlock plate, Fixed version	KT7XMLPF
Interlock plate, Withdrawable version	KT7XMLPW
Wiring kit, Emax interlock	KT7XCI

⁽²⁾ interlocking 2 circuit breakers will require 1 cable kit + 2 interlock plates depending on the version of the circuit breaker

IP54 door protection

Type	T7M
	Part number
Clear IP54 door protection cover	KT7XDC

Mechanical operation counter

Type	T7M
	Part number
Operation counter	KT7XEMC



Tmax T ranges

T7-T7M Accessories



External Neutral CT

CT for neutral

CT Type	T7-T7M
	Part number
400...1200A CT	KT7XNCT-1200

Spare rating plugs for trip unit

Plug type	T7-T7M
	Part number
400A	KT70400RP
600A	KT70600RP
800A	KT70800RP
1000A	KT71000RP
1200A	KT71200RP



Extra compartment door flange

Flange type	T7-T7M
	Part number
Compartment door flange Fixed version	KT7XFCD

Lug adaptor spare kit

Type	T7-T7M
	Part number
6 plugs and screws	KT7XF-6

Tmax T ranges

Ordering details T8

Tmax T8 Electronic protection (Molded case circuit breaker)

Standard PR331 LSI version

Electronic trip unit				IC	V
Frame size [A]	L adj. [A]	I adj. [A]	Poles	Rating (600V)	100 kA Part number
1600	640...1600A	1600...24000A	3		T8V16CW
			4		T8V16CW-4
2000	800...2000A	2000...30000A	3		T8V20CW
			4		T8V20CW-4
2500	1000...2500A	2500...37500A	3		T8V25CW
			4		T8V25CW
3000 ⁽¹⁾	1200...3000A	3000...45000A	3		T8V30CW
			4		T8V30CW-4

⁽¹⁾ Only available with rear vertical terminals for busbars

Standard PR331 LSIG version

Electronic trip unit				IC	V
Frame size [A]	L adj. [A]	I adj. [A]	Poles	Rating (600V)	100 kA Part number
1600	640...1600A	1600...24000A	3		T8V16EW
			4		T8V16EW-4
2000	800...2000A	2000...30000A	3		T8V20EW
			4		T8V20EW-4
2500	1000...2500A	2500...37500A	3		T8V25EW
			4		T8V25EW
3000 ⁽¹⁾	1200...3000A	3000...45000A	3		T8V30EW
			4		T8V30EW-4

⁽¹⁾ Only available with rear vertical terminals for busbars

Standard PR332 LI version

Electronic trip unit				IC	V
Frame size [A]	L adj. [A]	I adj. [A]	Poles	Rating (600V)	100 kA Part number
1600	640...1600A	1600...24000A	3		T8V16PW
			4		T8V16PW-4
2000	800...2000A	2000...30000A	3		T8V20PW
			4		T8V20PW-4
2500	1000...2500A	2500...37500A	3		T8V25PW
			4		T8V25PW
3000 ⁽¹⁾	1200...3000A	3000...45000A	3		T8V30PW
			4		T8V30PW-4

⁽¹⁾ Only available with rear vertical terminals for busbars

Standard PR332 LSI version

Electronic trip unit				IC	V
Frame size [A]	L adj. [A]	I adj. [A]	Poles	Rating (600V)	100 kA Part number
1600	640...1600A	1600...24000A	3		T8V16RW
			4		T8V16RW-4
2000	800...2000A	2000...30000A	3		T8V20RW
			4		T8V20RW-4
2500	1000...2500A	2500...37500A	3		T8V25RW
			4		T8V25RW
3000 ⁽¹⁾	1200...3000A	3000...45000A	3		T8V30RW
			4		T8V30RW-4

⁽¹⁾ Only available with rear vertical terminals for busbars

Tmax T ranges

Ordering details T8

Standard PR332 LSIg version

Electronic trip unit				IC	V
Frame size [A]	L adj. [A]	I adj. [A]	Poles	Rating (600V)	100 kA Part number
1600	640...1600A	1600...24000A	3		T8V16SW
			4		T8V16SW-4
2000	800...2000A	2000...30000A	3		T8V20SW
			4		T8V20SW-4
2500	1000...2500A	2500...37500A	3		T8V25SW
			4		T8V25SW
3000 ⁽¹⁾	1200...3000A	3000...45000A	3		T8V30SW
			4		T8V30SW-4

⁽¹⁾ Only available with rear vertical terminals for busbars

100% rated PR331 LSI version

Electronic trip unit				IC	V
Frame size [A]	L adj. [A]	I adj. [A]	Poles	Rating (600V)	100 kA Part number
1600	640...1600A	1600...24000A	3		T8VQ16CW
2000	800...2000A	2000...30000A	3		T8VQ20CW
2500 ⁽¹⁾	1000...2500A	2500...37500A	3		T8VQ25CW
3000 ⁽¹⁾	1200...3000A	3000...45000A	3		T8VQ30CW

⁽¹⁾ Only available with rear vertical terminals for busbars

100% rated PR331 LSIg version

Electronic trip unit				IC	V
Frame size [A]	L adj. [A]	I adj. [A]	Poles	Rating (600V)	100 kA Part number
1600	640...1600A	1600...24000A	3		T8VQ16EW
2000	800...2000A	2000...30000A	3		T8VQ20EW
2500 ⁽¹⁾	1000...2500A	2500...37500A	3		T8VQ25EW
3000 ⁽¹⁾	1200...3000A	3000...45000A	3		T8VQ30EW

⁽¹⁾ Only available with rear vertical terminals for busbars

100% rated PR332 LI version

Electronic trip unit				IC	V
Frame size [A]	L adj. [A]	I adj. [A]	Poles	Rating (600V)	100 kA Part number
1600	640...1600A	1600...24000A	3		T8VQ16PW
2000	800...2000A	2000...30000A	3		T8VQ20PW
2500 ⁽¹⁾	1000...2500A	2500...37500A	3		T8VQ25PW
3000 ⁽¹⁾	1200...3000A	3000...45000A	3		T8VQ30PW

⁽¹⁾ Only available with rear vertical terminals for busbars

100% rated PR332 LSI version

Electronic trip unit				IC	V
Frame size [A]	L adj. [A]	I adj. [A]	Poles	Rating (600V)	100 kA Part number
1600	640...1600A	1600...24000A	3		T8VQ16RW
2000	800...2000A	2000...30000A	3		T8VQ20RW
2500 ⁽¹⁾	1000...2500A	2500...37500A	3		T8VQ25RW
3000 ⁽¹⁾	1200...3000A	3000...45000A	3		T8VQ30RW

⁽¹⁾ Only available with rear vertical terminals for busbars

Tmax T ranges

Ordering details T8

100% rated PR332 LSIG version

Electronic trip unit				IC	V
Frame size [A]	L adj. [A]	I adj. [A]	Poles	Rating (600V)	100 kA Part number
1600	640...1600A	1600...24000A	3		T8VQ16SW
2000	800...2000A	2000...30000A	3		T8VQ20SW
2500 ⁽¹⁾	1000...2500A	2500...37500A	3		T8VQ25SW
3000 ⁽¹⁾	1200...3000A	3000...45000A	3		T8VQ30SW

⁽¹⁾ Only available with rear vertical terminals for busbars

4

No protection, magnetic override only

No trip unit				IC	V
Frame size [A]	L adj. [A]	Mag. Override [A]	Poles	Rating (600V)	100 kA Part number
2000	-	40000A	3		T8V20DW
			4		T8V20DW-4
2500	-	40000A	3		T8V25DW
			4		T8V25DW-4
3000	-	40000A	3		T8V30DW
			4		T8V30DW-4

Tmax T ranges

T8 Accessories

Terminals for base and circuit breaker

Rear terminals and front terminals for cables

Terminal type	T8	
	3p Part number	4p Part number
Vertical rear terminals	KT8VR2500	KT8VR2500-4
4x 1/0 to 4x 750 Kcmil (1600A rated)	KT8TL	—
6x 1/0 to 6x 750 Kcmil (1200A rated)	KT8TM	—

Phase separators

Type	T8	
	3p Part number	4p Part number
High profile	KT8PBH-3	KT8PBH-4
Low profile	KT8PBL-3	KT8PBL-4

Electrical operators

Shunt opening release (Y0)

Control voltage type	T8	
	Part number	
24V ac/dc	KT8ES0	
30V ac/dc	KT8ES9	
48V ac/dc	KT8ES8	
60V ac/dc	KT8ES7	
110...120V ac/dc	KT8ES6	
120...127V ac/dc	KT8ES5	
220...240V ac/dc	KT8ES4	
250V ac/dc	KT8ES3	
380...440Vac	KT8ES2	
440...480Vac	KT8ES1	

Second shunt opening release (Y02)

Control voltage type	T8	
	Part number	
24V ac/dc	KT8ES0-2	
30V ac/dc	KT8ES9-2	
48V ac/dc	KT8ES8-2	
60V ac/dc	KT8ES7-2	
110...120V ac/dc	KT8ES6-2	
120...127V ac/dc	KT8ES5-2	
220...240V ac/dc	KT8ES4-2	
250V ac/dc	KT8ES3-2	
380...440Vac	KT8ES2-2	
440...480Vac	KT8ES1-2	



Tmax T ranges

T8 Accessories

4



Undervoltage opening release (YU)

Control voltage type	T8
	Part number
24V ac/dc	KT8EU0
30V ac/dc	KT8EU9
48V ac/dc	KT8EU8
60V ac/dc	KT8EU7
110...120V ac/dc	KT8EU6
120...127V ac/dc	KT8EU5
220...240V ac/dc	KT8EU4
250V ac/dc	KT8EU3
380...440Vac	KT8EU2
440...480Vac	KT8EU1



Shunt closing release (YC)

Control voltage type	T8
	Part number
24V ac/dc	KT8EC0
30V ac/dc	KT8EC9
48V ac/dc	KT8EC8
60V ac/dc	KT8EC7
110...120V ac/dc	KT8EC6
120...127V ac/dc	KT8EC5
220...240V ac/dc	KT8EC4
250V ac/dc	KT8EC3
380...440Vac	KT8EC2
440...480Vac	KT8EC1

Motor operators


Spring charging motor operators

Control voltage type	T8
	Part number
24...30V ac/dc	KT8EM9
48...60V ac/dc	KT8EM7
110...130V ac/dc	KT8EM5
220...250V ac/dc	KT8EM3



Tmax T ranges

T8 Accessories



Electrical signals

Standard auxiliary contacts (AUX)

Auxiliary contact type	T8
	Part number
4 form C (PR232-PR331 only)	KT8AS4
4 form C (PR232-PR331 only) 24Vdc	KT8AS4L
4 form C (PR332 only) ⁽¹⁾	KT8AS4-332
4 form C (PR332 only) 24Vdc ⁽¹⁾	KT8AS4L-332
1 BA	KT8ETBA
1 BA + remote reset 24...30V ac/dc	KT8ETBAR9
1 BA + remote reset 24...30V ac/dc	KT8ETBAR5
1 BA + remote reset 24...30V ac/dc	KT8ETBAR4
1 NC contact for YU de-energized	KT8EUE10
1 NO contact for YU de-energized	KT8EUE01

⁽¹⁾ Always supplied as standard with PR332 trip units. To be ordered as loose part only.



Padlock provision

Padlock provision

Padlock type	T8
	Part number
Padlock OPEN position	KT8EPD1
Padlock OPEN position (HD)	KT8EPDHD1
Pushbutton protection	KT8EPG

IP54 door protection

Type	T8
	Part number
Clear IP54 door protection cover	KT8EDC



Mechanical operation counter

Type	T8
	Part number
Operation counter	KT8EMC

Tmax T ranges

T8 Accessories



External Neutral CT

CT for neutral

CT Type	T8
	Part number
1000...3000A CT	KT78NCT-3000

Spare rating plugs for trip unit

Plug type	T8
	Part number
1000A	KT81000RP
1200A	KT81200RP
1600A	KT81600RP
2000A	KT82000RP
2500A	KT82500RP
3000A	KT83000RP



Extra compartment door flange

Flange type	T8
	Part number
Compartment door flange Fixed version	KT8FCD

Tmax T ranges

Contact us

ABB Canada

2117, 32e Avenue
Lachine, QC H8T 3J1
Tel: 514-420-3100
Toll free: 1-800-567-0283
Fax: 514-420-3137

Website: www.abb.ca

While all care has been taken to ensure that the information contained in this publication is correct, no responsibility can be accepted for any inaccuracy. The Company reserves the right to alter or modify the information contained herein at any time in the light of technical or other developments. Technical specifications are valid under normal operating conditions only. The Company does not accept any responsibility for any misuse of the product and cannot be held liable for indirect or consequential damages.

© Copyright 2016 ABB Inc. All rights reserved.

