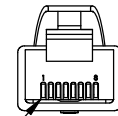
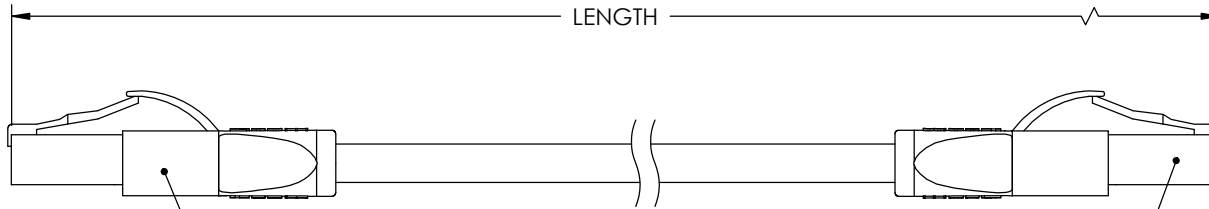


THE INFORMATION CONTAINED IN THIS DRAWING IS THE SOLE PROPERTY OF L-COM, INC. ANY REPRODUCTION IN PART OR WHOLE WITHOUT THE WRITTEN PERMISSION OF L-COM, INC. IS PROHIBITED.

REVISIONS			
REV	DESCRIPTION	DATE	APPROVED
A	INITIAL RELEASE	12/16/09	D.GRIFFIN
B	ECN 5432: REMOVE "LOW SMOKE" FROM DESCRPTN., UPDATE PACKAGING	4/7/11	D.FRISIELLO
C	ECN 8051: REVISED DRAIN WIRE NOTE TO BRAID, REVISE FORMAT, ROHS	8/17/15	D.FRISIELLO



POSITION 1



POSITION 1

NOTES:

MATERIAL:

PLUG HOUSING: POLYCARBONATE, CLEAR, UL94V-0
 CONTACTS: PHOSPHOR BRONZE
 CABLE JACKET: HIGH FLEX, OIL RESISTANT POLYURETHANE, ZERO HALOGEN, COLOR, TEAL.
 PLUG SHIELDING: BRASS
 SNAGLESS BOOT: LSZH, BLACK

FINISH:

CONTACTS: 50 μINCHES GOLD IN CONTACT AREA
 OVER 100 μINCHES NICKEL PLATE OVERALL
 PLUG SHIELDING: NICKEL PLATED

CABLE CHARACTERISTICS:

SHIELDED, FOUR TWISTED PAIR, CAT 5E MODULAR CABLE
 CONDUCTORS: 26AWG STRANDED TINNED COPPER
 OVERALL SHIELD: 38AWG TINNED COPPER BRAID OVER A SECOND SHIELD OF ALUMINUM/ POLYESTER FOIL

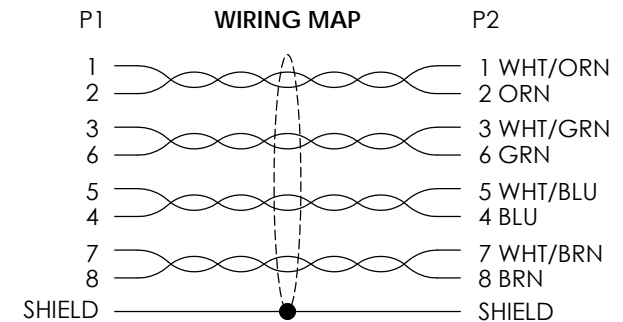
MISCELLANEOUS:

BRAID SHIELD TO BE TIED TO CONNECTOR SHELLS.
 PLUG CONFORMS TO TIA-1096.
 OPERATING TEMPERATURE RANGE: -40°C TO +75°C
 CABLE ASSEMBLY TO BE TESTED FOR CONTINUITY.
 CABLE ASSEMBLY TO BE INDIVIDUALLY PACKAGED IN ACCORDANCE WITH L-COM SPECIFICATION PS-0031.

REGULATORY COMPLIANCE:

CE2011/65/EU(RoHS DIRECTIVE)

PART NUMBER	LENGTH	
	FEET	METERS
TRD877HF-1	1.0	0.31
TRD877HF-2	2.0	0.61
TRD877HF-3	3.0	0.91
TRD877HF-5	5.0	1.52
TRD877HF-7	7.0	2.13
TRD877HF-10	10.0	3.05
TRD877HF-15	15.0	4.57
TRD877HF-25	25.0	7.62
TRD877HF-30	30.0	9.14
TRD877HF-50	50.0	15.24
TRD877HF-75	75.0	22.86
TRD877HF-100	100.0	30.48



UNLESS OTHERWISE SPECIFIED, DIMENSIONS ARE IN INCHES [mm] OVERALL CABLE LENGTH TOLERANCE: ≤ 12 [305] = +1 [25] / -0 >12 [305] ≤ 60 [1524] = +2 [51] / -0 >60 [1524] ≤ 120 [3048] = +4 [102] / -0 >120 [3048] ≤ 300 [7620] = +6 [152] / -0 >300 [7620] = +5% / -0% ALL OTHER DIMENSIONAL TOLERANCES: .X = ± .2 [5.08] .XX = ± .02 [5.1] .XXX = ± .005 [1.3]	APPROVALS DRAWN BY D. CASTRO CHECKED BY D. PARHAM APPROVED BY P. MCNEIL	DATE 12/15/09 12/16/09 12/16/09		45 BEECHWOOD DRIVE NORTH ANDOVER, MA 01845
	CONFIGURATION DETAILS OF UNDIMENSIONED FEATURES MAY VARY		CATEGORY TELECOM/MODULAR	
	COLOR VARIATIONS MAY OCCUR		PRODUCT DESCRIPTION RJ45 C5E STP H-FX ZHAL TL	
	PROJECTION 	SIZE A	FSCM NO. 43321	DWG. NO. TRD877HF

SCALE: NONE CAD FILE: TRD877HF.SLDDRW SHEET 1 OF 1