

Evaluation unit for full motor protection (bistable) Size S00...S12, class 5...30 Stand-alone installation Main circuit: -- Auxiliary circuit: Spring-type terminal Manual-Automatic-Reset



Product brand name	SIRIUS
Product designation	solid-state overload relay
Product type designation	3RB23

### General technical data

Size of overload relay	S00 ... S12
Size of contactor can be combined company-specific	S00 ... S12
Power loss [W] for rated value of the current	
• at AC in hot operating state	0.5 W
• at AC in hot operating state per pole	0.17 W
Insulation voltage with degree of pollution 3 at AC rated value	300 V
Surge voltage resistance rated value	4 kV
Protection class IP	
• on the front	IP20
Reference code acc. to DIN EN 81346-2	F

### Ambient conditions

Installation altitude at height above sea level	
• maximum	2 000 m
Relative humidity during operation	100 %

Main circuit	
Number of poles for main current circuit	3
Adjustable pick-up value current of the current-dependent overload release	0.3 ... 630 A
Operating voltage <ul style="list-style-type: none"> <li>at AC-3 rated value maximum</li> </ul>	1 000 V

Auxiliary circuit	
Number of NC contacts for auxiliary contacts	2
Number of NO contacts for auxiliary contacts	2
Number of CO contacts <ul style="list-style-type: none"> <li>for auxiliary contacts</li> </ul>	0
Operating current of auxiliary contacts at AC-15 <ul style="list-style-type: none"> <li>at 24 V</li> <li>at 110 V</li> <li>at 120 V</li> <li>at 125 V</li> <li>at 230 V</li> </ul>	6 A 6 A 6 A 6 A 3 A
Operating current of auxiliary contacts at DC-13 <ul style="list-style-type: none"> <li>at 24 V</li> <li>at 60 V</li> <li>at 110 V</li> <li>at 125 V</li> <li>at 220 V</li> </ul>	2 A 0.55 A 0.3 A 0.3 A 0.2 A

Protective and monitoring functions	
Trip class	Class 5, 10, 20 and 30 adjustable

Short-circuit protection	
Design of the fuse link <ul style="list-style-type: none"> <li>for short-circuit protection of the auxiliary switch required</li> </ul>	fuse gL/gG: 6 A

Installation/ mounting/ dimensions	
Mounting position	any
Mounting type	stand-alone installation
Height	111 mm
Width	45 mm
Depth	95 mm
Required spacing <ul style="list-style-type: none"> <li>with side-by-side mounting <ul style="list-style-type: none"> <li>forwards</li> <li>Backwards</li> <li>upwards</li> </ul> </li> </ul>	0 mm 0 mm 0 mm

— downwards	0 mm
— at the side	0 mm
• for grounded parts	
— forwards	0 mm
— Backwards	0 mm
— upwards	0 mm
— at the side	6 mm
— downwards	0 mm
• for live parts	
— forwards	0 mm
— Backwards	0 mm
— upwards	0 mm
— downwards	0 mm
— at the side	6 mm

### Connections/ Terminals

<b>Product function</b>	
• removable terminal for auxiliary and control circuit	Yes
<b>Type of electrical connection</b>	
• for auxiliary and control current circuit	spring-loaded terminals
<b>Type of connectable conductor cross-sections</b>	
• for auxiliary contacts	
— finely stranded with core end processing	2x (0.25 ... 1.5 mm <sup>2</sup> )
• at AWG conductors for auxiliary contacts	2x (24 ... 16)

### Certificates/ approvals

General Product Approval	EMC	Declaration of Conformity
--------------------------	-----	---------------------------



CCC



CSA



UL



RCM



EG-Konf.

Declaration of Conformity	Test Certificates	Marine / Shipping
---------------------------	-------------------	-------------------

[Miscellaneous](#)

[Type Test Certificates/Test Report](#)

[Special Test Certificate](#)



ABS



LRS



DNVGL.COM/AF

other
-------

[Confirmation](#)

## Further information

**Information- and Downloadcenter (Catalogs, Brochures,...)**

<https://www.siemens.com/ic10>

**Industry Mall (Online ordering system)**

<https://mall.industry.siemens.com/mall/en/en/Catalog/product?mlfb=3RB2383-4AC1>

**Cax online generator**

<http://support.automation.siemens.com/WW/CAXorder/default.aspx?lang=en&mlfb=3RB2383-4AC1>

**Service&Support (Manuals, Certificates, Characteristics, FAQs,...)**

<https://support.industry.siemens.com/cs/ww/en/ps/3RB2383-4AC1>

**Image database (product images, 2D dimension drawings, 3D models, device circuit diagrams, EPLAN macros, ...)**

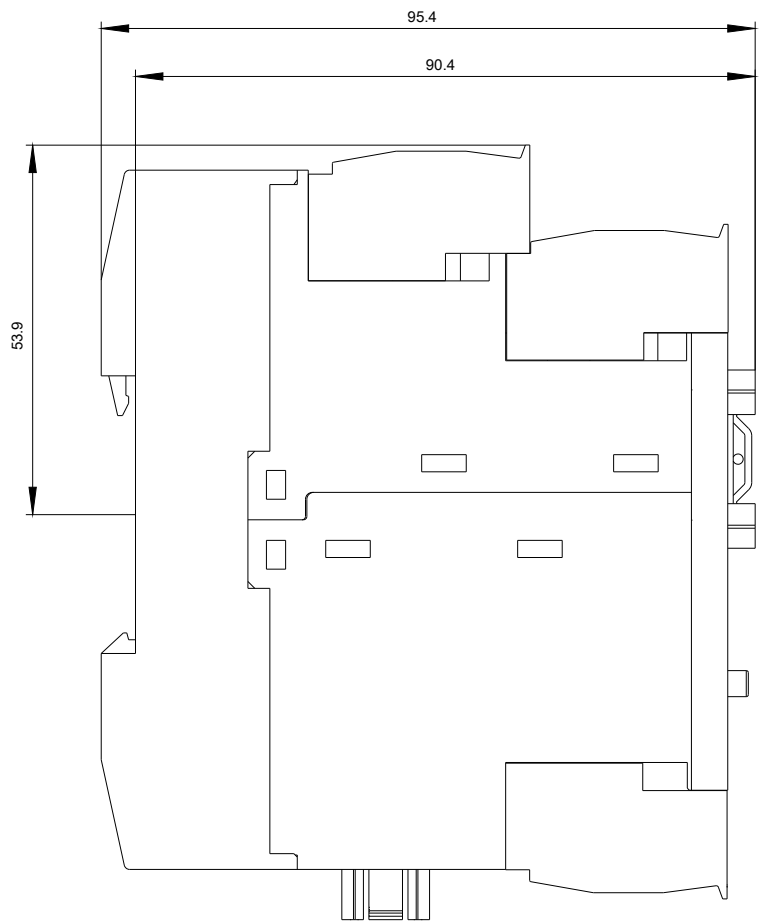
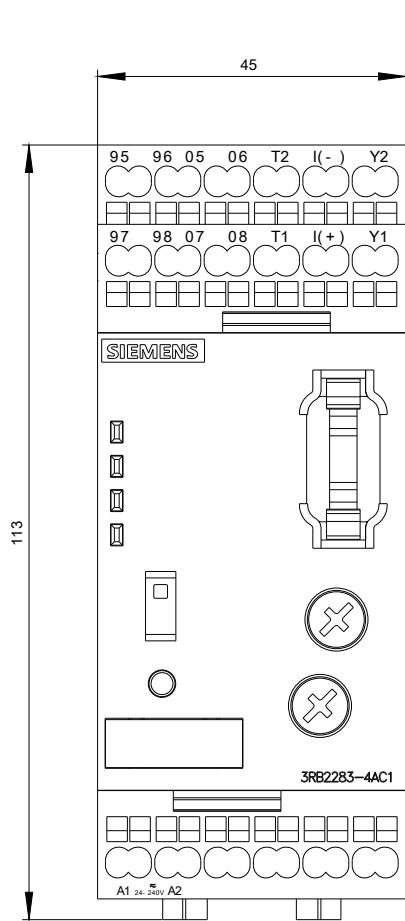
[http://www.automation.siemens.com/bilddb/cax\\_de.aspx?mlfb=3RB2383-4AC1&lang=en](http://www.automation.siemens.com/bilddb/cax_de.aspx?mlfb=3RB2383-4AC1&lang=en)

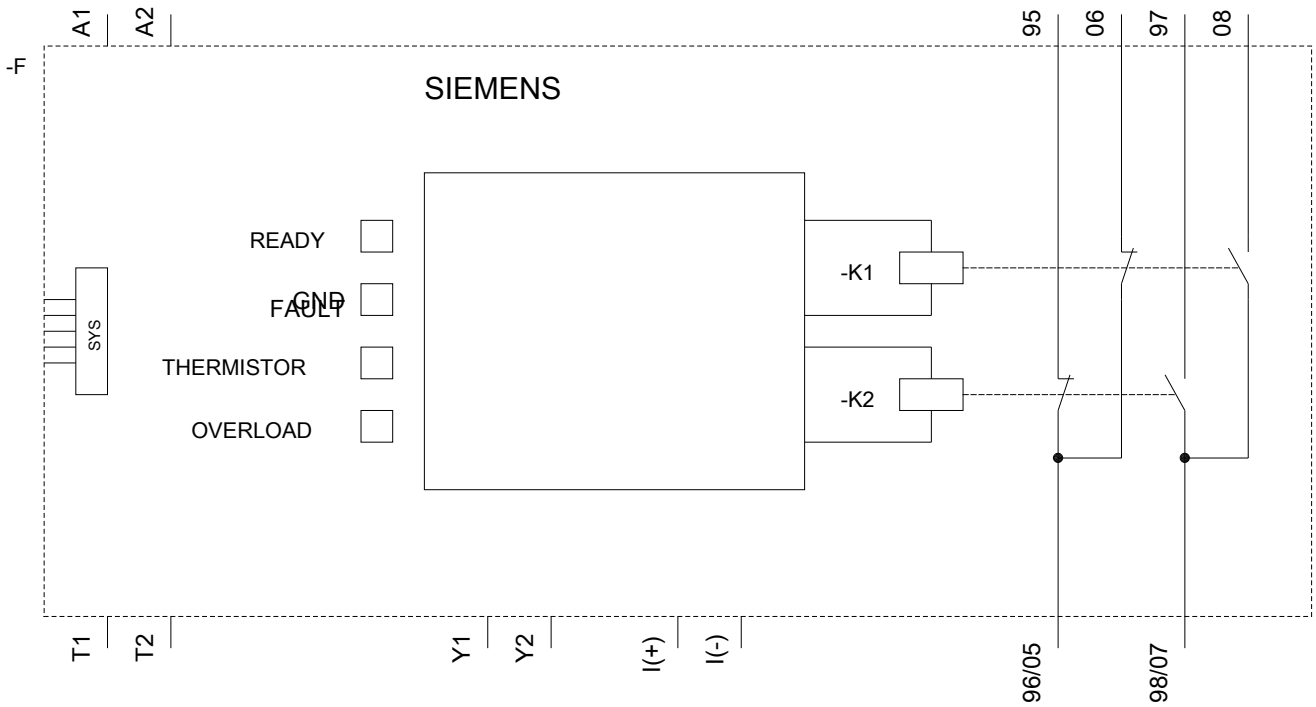
**Characteristic: Tripping characteristics, I<sub>t</sub>, Let-through current**

<https://support.industry.siemens.com/cs/ww/en/ps/3RB2383-4AC1/char>

**Further characteristics (e.g. electrical endurance, switching frequency)**

<http://www.automation.siemens.com/bilddb/index.aspx?view=Search&mlfb=3RB2383-4AC1&objecttype=14&gridview=view1>





last modified:

04/13/2020