

Plug-in relay complete unit 2 W, 24 V DC LED module red Socket with logic isolation Spring-type terminal (push-in)



Figure similar

Product brand name	SIRIUS
Product designation	Coupling relay with plug-in relay
Product type designation	LZS
General technical data	
Display version LED	Yes
Consumed active power	0.4 W
Percental drop-out voltage related to the input voltage	10 %
Protection class IP	IP20
Switching behavior	monostable
Design of the switching function	changeover switch
Design of the switching function positively driven	No
Mechanical service life (switching cycles)	
• typical	30 000 000
Electrical endurance (switching cycles)	
• at AC-15 at 230 V typical	100 000
Thermal current	8 A
Reference code acc. to DIN EN 81346-2	K

Control circuit/ Control	
Control supply voltage at DC	
• rated value	24 V
Operating range factor control supply voltage rated value at DC	
• initial value	0.9
• Full-scale value	1.4
Closing delay	
• at DC	8 ms
Opening delay	
• at DC	6 ms
Design of the relay operating mechanism	poled
Product component Plug-in socket	Yes
Design of the snap-on socket base	Socket with logic isolation
Short-circuit protection	
Design of the fuse link	
• for short-circuit protection of the auxiliary switch required	fuse gG: 10 A
Auxiliary circuit	
Type of switching contact	Changeover contact
Material of switching contacts	AgNi 90/10
Number of NC contacts for auxiliary contacts	0
Number of NO contacts for auxiliary contacts	0
Number of CO contacts	
• for auxiliary contacts	2
Operating current of auxiliary contacts at DC-13	
• at 24 V	2 A
Main circuit	
Type of voltage	DC
Display	
Display version	
• as status display by LED	LED red
Connections/ Terminals	
Product function	
• removable terminal	No
Type of electrical connection	spring-loaded terminals
Type of connectable conductor cross-sections	
• solid	1x (0,75 ... 1,5), 2x (0,75 ... 1,0), 2x 1,5
• finely stranded with core end processing	1x (0,75 ... 1,5), 2x 0,75
• finely stranded without core end processing	1x (0,75 ... 1,5), 2x (0,75 ... 1,0), 2x 1,5

<ul style="list-style-type: none"> • at AWG conductors solid 	1x (18 ... 16), 2x (18 ... 16)
<ul style="list-style-type: none"> • at AWG conductors stranded 	1x (18 ... 16), 2x (18 ... 16)
Connectable conductor cross-section	
<ul style="list-style-type: none"> • solid 	0.75 ... 1.5 mm ²
<ul style="list-style-type: none"> • finely stranded with core end processing 	0.75 ... 1.5 mm ²
<ul style="list-style-type: none"> • finely stranded without core end processing 	0.75 ... 1.5 mm ²
AWG number as coded connectable conductor cross section	
<ul style="list-style-type: none"> • solid 	18 ... 16
<ul style="list-style-type: none"> • stranded 	18 ... 16




Installation/ mounting/ dimensions

Mounting position	any
Mounting type	snap-on mounting
Height	71 mm
Width	15.5 mm
Depth	98 mm
Required spacing	
<ul style="list-style-type: none"> • with side-by-side mounting <ul style="list-style-type: none"> — forwards — Backwards — upwards — downwards — at the side 	0 mm
	0 mm
	0 mm
	0 mm
	0 mm
<ul style="list-style-type: none"> • for grounded parts <ul style="list-style-type: none"> — forwards — Backwards — upwards — at the side — downwards 	0 mm
	0 mm
	0 mm
	0 mm
	0 mm
<ul style="list-style-type: none"> • for live parts <ul style="list-style-type: none"> — forwards — Backwards — upwards — downwards — at the side 	0 mm
	0 mm
	0 mm
	0 mm
	0 mm

Ambient conditions

Ambient temperature	
<ul style="list-style-type: none"> • during operation 	-40 ... +70 °C
<ul style="list-style-type: none"> • during storage 	-20 ... +70 °C
<ul style="list-style-type: none"> • during transport 	-20 ... +70 °C

Certificates/ approvals

General Product Approval	Declaration of Conformity	other
 <p>VDE</p>	  <p>EG-Konf.</p>	<p>Miscellaneous</p> <p>Confirmation</p>

Further information

Information- and Downloadcenter (Catalogs, Brochures,...)

<https://www.siemens.com/ic10>

Industry Mall (Online ordering system)

<https://mall.industry.siemens.com/mall/en/en/Catalog/product?mfb=LZS:RT4D4L24>

Cax online generator

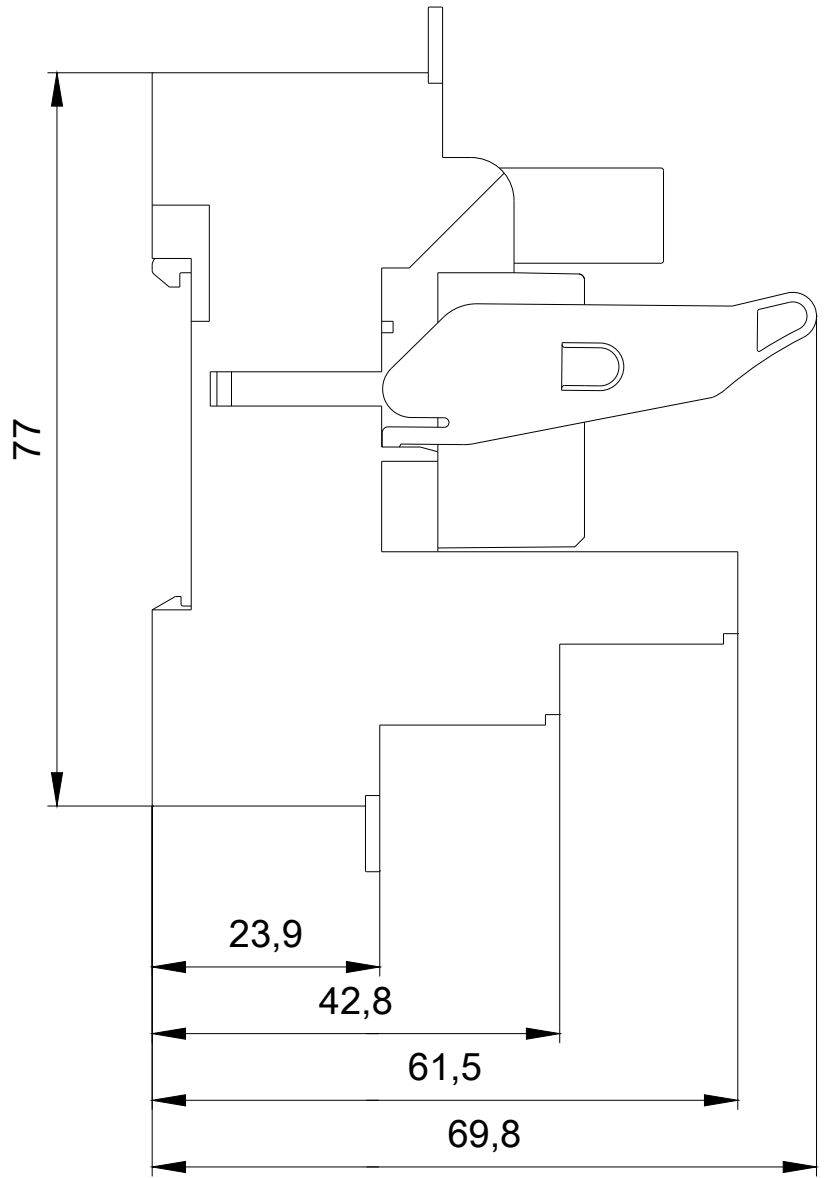
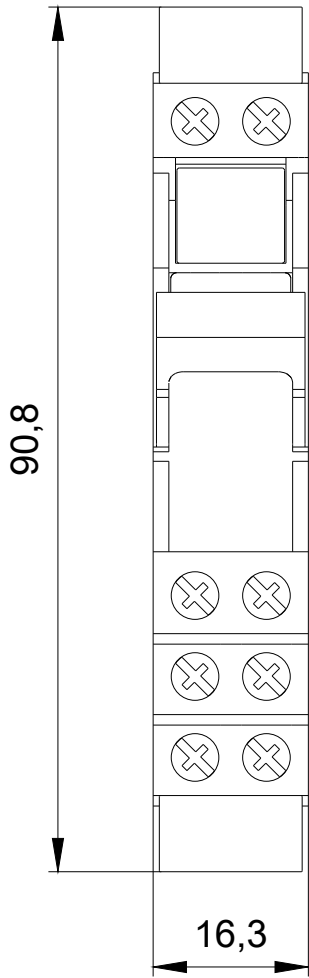
<http://support.automation.siemens.com/WW/CAXorder/default.aspx?lang=en&mfb=LZS:RT4D4L24>

Service&Support (Manuals, Certificates, Characteristics, FAQs,...)

<https://support.industry.siemens.com/cs/ww/en/ps/LZS:RT4D4L24>

Image database (product images, 2D dimension drawings, 3D models, device circuit diagrams, EPLAN macros, ...)

http://www.automation.siemens.com/bilddb/cax_de.aspx?mfb=LZS:RT4D4L24&lang=en



last modified:

04/09/2020