

Molded case circuit breaker 3RV1 for motor protection Standard switching capacity Rated current $I_n = 160$ A electronic release Short-circuit protection adjustable $6-13 \times I_n$ Overload protection adjustable $0.4-1 \times I_n$, Class 10A-31 $I_{cu} = 120$ kA at 400 V 3-pole, Screw terminal including phase barriers



Product brand name	SIRIUS
Product designation	molded-case circuit breaker
Design of the product	for motor protection

General technical data

Product extension	
<ul style="list-style-type: none"> Auxiliary switch 	Yes
Surge voltage resistance rated value	8 000 V
Protection class IP	
<ul style="list-style-type: none"> on the front 	IP20
Shock resistance	12g / 11 ms
Mechanical service life (switching cycles)	
<ul style="list-style-type: none"> of the main contacts typical 	20 000
Continuous current rated value	250 A

Ambient conditions

Installation altitude at height above sea level	
<ul style="list-style-type: none"> maximum 	2 000 m
Ambient temperature	
<ul style="list-style-type: none"> during operation 	-25 ... +60 °C

- during storage
- during transport

-40 ... +70 °C

-40 ... +70 °C

Main circuit

Number of poles for main current circuit	3
Adjustable pick-up value current of the current-dependent overload release	64 ... 160 A
Operating voltage	
• rated value	690 V
• at AC-3 rated value maximum	690 V
Operating current	
• at AC-3	
— at 400 V rated value	250 A
Operating power	
• at AC-3	
— at 400 V rated value	90 kW
Operating frequency	
• at AC-3 maximum	15 1/h

Auxiliary circuit

Number of CO contacts	
• for auxiliary contacts	0

Protective and monitoring functions

Product function	
• Ground fault detection	No
• Phase failure detection	Yes
Trip class	CLASS 10, 20 and 30 adjustable
Maximum short-circuit current breaking capacity (I_{cu})	
• at AC at 240 V rated value	100 kA
• at AC at 400 V rated value	120 kA
• at AC at 500 V rated value	85 kA
• at AC at 690 V rated value	70 kA

Short-circuit protection

Design of the overcurrent release and short-circuit release	electronic
--	------------

Installation/ mounting/ dimensions

Mounting position	any
Mounting type	screw fixing
Height	205 mm
Width	105 mm
Depth	103.5 mm
Required spacing	
• with side-by-side mounting	





- Backwards
- at the side





0 mm
0 mm


Connections/ Terminals

Product function	No
<ul style="list-style-type: none"> removable terminal for auxiliary and control circuit 	
Type of electrical connection	
<ul style="list-style-type: none"> for main current circuit for auxiliary and control current circuit 	screw-type terminals screw-type terminals
Arrangement of electrical connectors for main current circuit	front side

Certificates/ approvals

General Product Approval	Declaration of Conformity	Test Certificates	Marine / Shipping
	 EG-Konf.	Miscellaneous Special Test Certificate	 ABS  BUREAU VERITAS

Marine / Shipping	other
 LRS  RINA  RMRS  TYPE-APPROVED PRODUCT DNV-GL DNVGL.COM/AF	Confirmation Miscellaneous

other	Railway
 VDE	Special Test Certificate

Further information

Information- and Downloadcenter (Catalogs, Brochures,...)

<https://www.siemens.com/ic10>

Industry Mall (Online ordering system)

<https://mall.industry.siemens.com/mall/en/en/Catalog/product?mlfb=3RV1063-7CL10>

Cax online generator

<http://support.automation.siemens.com/WW/CAXorder/default.aspx?lang=en&mlfb=3RV1063-7CL10>

Service&Support (Manuals, Certificates, Characteristics, FAQs,...)

<https://support.industry.siemens.com/cs/ww/en/ps/3RV1063-7CL10>

Image database (product images, 2D dimension drawings, 3D models, device circuit diagrams, EPLAN macros, ...)

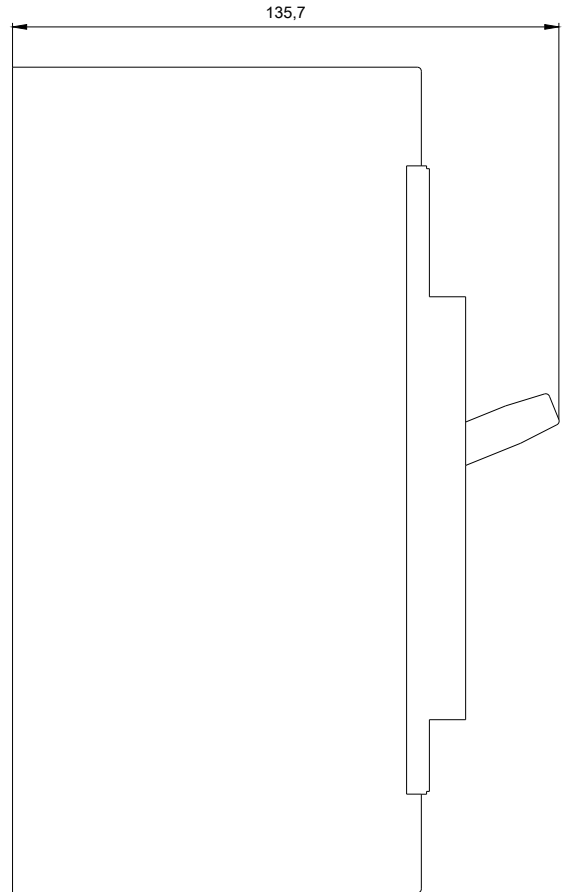
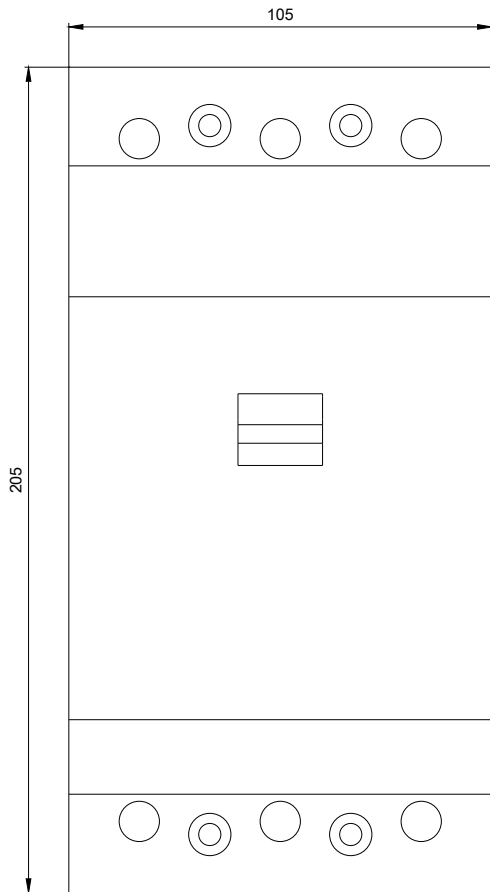
http://www.automation.siemens.com/bilddb/cax_de.aspx?mlfb=3RV1063-7CL10&lang=en

Characteristic: Tripping characteristics, I²t, Let-through current

<https://support.industry.siemens.com/cs/ww/en/ps/3RV1063-7CL10/char>

Further characteristics (e.g. electrical endurance, switching frequency)

<http://www.automation.siemens.com/bilddb/index.aspx?view=Search&mlfb=3RV1063-7CL10&objecttype=14&gridview=view1>



last modified:

04/07/2020