

Miniature circuit breaker 400 V 10kA, 3-pole, C, 125 A, D=70 mm



Model	
Product brand name	SENTRON
Product designation	Miniature circuit breaker
Design of the product	5SP Miniature circuit breakers
General technical data	
Number of poles	3
Number of poles / Note	3P
Tripping characteristic class	C
circuit-breaker / Design	5SP4
Mechanical service life (switching cycles) / typical	10 000
Overvoltage category	3
Degree of pollution	3
Voltage	
Insulation voltage	
• at AC / rated value	440 V
• with multi-phase operation / at AC / rated value	440 V
Supply voltage	
Type of voltage	AC

Operating current / at AC / rated value	125 A
Supply voltage / at AC / rated value	400 V
Supply voltage frequency / rated value	50 Hz

Protection class	
Protection class IP	IP20 with connected conductors, IP40 in the area of the handle with distribution cover

Switching capacity	
Switching capacity current	
<ul style="list-style-type: none"> • acc. to EN 60898 / rated value 	10 kA

Dissipation	
Power loss [W] / for rated value of the current / at AC / in hot operating state / per pole	10.9 W

Current	
Tripping residual / rated value / derated current / at 40 Cel	118.75 A

Product details	
Product feature / Touch protection	Yes
Product component	
<ul style="list-style-type: none"> • Tunnel terminals top 	Yes
<ul style="list-style-type: none"> • Tunnel terminals bottom 	Yes
Product feature	
<ul style="list-style-type: none"> • Properties for main switches in accordance with EN 60204-1 	Yes
<ul style="list-style-type: none"> • halogen-free 	Yes
<ul style="list-style-type: none"> • sealable 	Yes
<ul style="list-style-type: none"> • silicon-free 	Yes
Product extension / can be installed / supplementary devices	Yes

Connections	
Connectable conductor cross-section / solid	
<ul style="list-style-type: none"> • minimum 	25 mm ²
<ul style="list-style-type: none"> • maximum 	50 mm ²
Connectable conductor cross-section / stranded	
<ul style="list-style-type: none"> • minimum 	25 mm ²
<ul style="list-style-type: none"> • maximum 	50 mm ²
Connectable conductor cross-section / finely stranded / with core end processing	
<ul style="list-style-type: none"> • minimum 	25 mm ²
<ul style="list-style-type: none"> • maximum 	35 mm ²
AWG number / as coded connectable conductor cross section	

<ul style="list-style-type: none"> • minimum 	3
<ul style="list-style-type: none"> • maximum 	1
Tightening torque [lbf-in] / with screw-type terminals	
<ul style="list-style-type: none"> • minimum 	22.1 lbf-in
<ul style="list-style-type: none"> • maximum 	31 lbf-in
Tightening torque / with screw-type terminals	
<ul style="list-style-type: none"> • minimum 	2.5 N·m
<ul style="list-style-type: none"> • maximum 	3.5 N·m
Position / of power supply cord	Any

Mechanical Design






Height	90 mm
Width	81 mm
Depth	76 mm
Installation depth	70 mm
Number of width units	4.5
Mounting position	any
Net weight	781 g

Environmental conditions

Influence of the surrounding temperature	Max. 95% rel. humidity
Shock resistance / acc. to IEC 60068-2-27	150m/s ² at 11ms half-sine
Vibration resistance / acc. to IEC 60068-2-6	50m/s ² at 25 to 150Hz and 60m/s ² at 35Hz (4sec)
Ambient temperature	
<ul style="list-style-type: none"> • minimum 	-25 °C
<ul style="list-style-type: none"> • maximum 	55 °C
Ambient temperature / during storage	
<ul style="list-style-type: none"> • minimum 	-40 °C
<ul style="list-style-type: none"> • maximum 	75 °C

Certificates

Reference code	
<ul style="list-style-type: none"> • acc. to DIN EN 61346-2 	F
<ul style="list-style-type: none"> • acc. to DIN EN 81346-2 	FC

General Product Approval				Declaration of Conformity	Test Certificates
 CEBEC	 CCC	 UR	 VDE	 EG-Konf.	Special Test Certificate

Shipping Approval	other	Railway
-------------------	-------	---------



LRS

[Miscellaneous](#)

[Confirmation](#)

Further information

Information- and Downloadcenter (Catalogs, Brochures,...)

<http://www.siemens.com/lowvoltage/catalogs>

Industry Mall (Online ordering system)

<https://mall.industry.siemens.com/mall/en/en/Catalog/product?mlfb=5SP4392-7>

Service&Support (Manuals, Certificates, Characteristics, FAQs,...)

<https://support.industry.siemens.com/cs/ww/en/ps/5SP4392-7>

Image database (product images, 2D dimension drawings, 3D models, device circuit diagrams, ...)

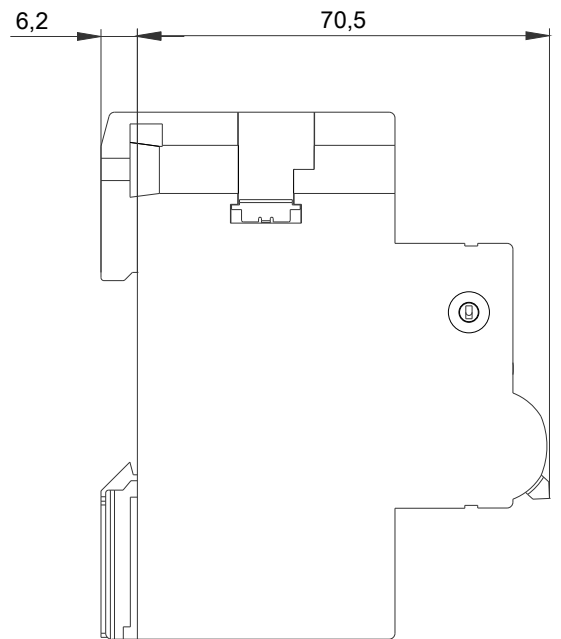
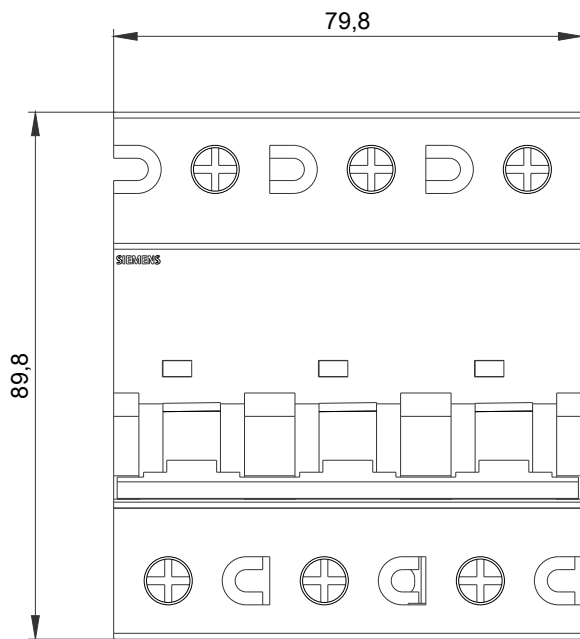
http://www.automation.siemens.com/bilddb/cax_en.aspx?mlfb=5SP4392-7

CAX-Online-Generator

<http://www.siemens.com/cax>

Tender specifications

<http://www.siemens.com/specifications>



5SP4380-6; 5SP4380-7; 5SP4380-8; 5SP4391-6;
 5SP4391-7; 5SP4391-8; 5SP4392-6; 5SP4392-7



