

EMERGENCY STOP mushroom-type actuator, 22 mm, round, plastic, red, 40 mm, positive latching, according to EN ISO 13850, pull-to-unlatch mechanism, with yellow backing plate, inscription: EMERGENCY STOP, with holder, 1 NO+1 NC, screw terminal



Product brand name	SIRIUS ACT
Product designation	EMERGENCY STOP mushroom pushbuttons
Design of the product	Complete unit
Product type designation	3SU1
Product line	Plastic, black, 22 mm
Manufacturer's article number	
<ul style="list-style-type: none"> • 1 of supplied contact module • of the supplied holder • of the supplied actuator • of supplied accessory 	3SU1400-1AA10-1FA0 3SU1500-0AA10-0AA0 3SU1000-1HA20-0AA0 3SU1900-0BC31-0DA0

Enclosure	
Number of command points	1

Actuator	
Design of the operating mechanism	positive latching
Manner of function of the actuating element	latching
Product extension optional Light source	No
Color	
<ul style="list-style-type: none"> • of the actuating element 	red

Material of the actuating element	plastic
Shape of the actuating element	round
Outer diameter of the actuating element	40 mm
Number of contact modules	1
Type of unlocking device	pull-to-unlatch mechanism

Front ring

Product component front ring	No
------------------------------	----

Holder

Material of the holder	Plastic
------------------------	---------

Display

Number of LED modules	0
-----------------------	---

General technical data

Product function	
• positive opening	Yes
• EMERGENCY OFF function	Yes
• EMERGENCY STOP function	Yes
Product component	
• Light source	No
Insulation voltage	
• rated value	500 V
Degree of pollution	3
Type of voltage	
• of the operating voltage	AC/DC
Surge voltage resistance rated value	6 kV
Protection class IP	IP66, IP67, IP69(IP69K)
• of the terminal	IP20
Degree of protection NEMA rating	1, 2, 3, 3R, 4, 4X, 12, 13
Shock resistance	
• acc. to IEC 60068-2-27	Sinusoidal half-wave 50 g / 11 ms
• for railway applications acc. to DIN EN 61373	Category 1, Class B
Vibration resistance	
• acc. to IEC 60068-2-6	10 ... 500 Hz: 5g
• for railway applications acc. to DIN EN 61373	Category 1, Class B
Operating frequency maximum	600 1/h
Mechanical service life (switching cycles)	
• typical	300 000
Electrical endurance (switching cycles)	
• typical	300 000
Thermal current	10 A
Reference code acc. to DIN EN 81346-2	S
Reference code acc. to DIN EN 61346-2	S

Continuous current of the C characteristic MCB	10 A; for a short-circuit current smaller than 400 A
Continuous current of the quick DIAZED fuse link	10 A
Continuous current of the DIAZED fuse link gG	10 A
Operating voltage	
<ul style="list-style-type: none"> • at AC <ul style="list-style-type: none"> — at 50 Hz rated value — at 60 Hz rated value • at DC <ul style="list-style-type: none"> — rated value 	5 ... 500 V 5 ... 500 V 5 ... 500 V

Power Electronics

Contact reliability	One maloperation per 100 million (17 V, 5 mA), one maloperation per 10 million (5 V, 1 mA)
----------------------------	--

Auxiliary circuit

Design of the contact of auxiliary contacts	Silver alloy
Number of NC contacts for auxiliary contacts	1
Number of NO contacts for auxiliary contacts	1

Connections/ Terminals

Type of electrical connection	
<ul style="list-style-type: none"> • of modules and accessories 	Screw-type terminal
Type of connectable conductor cross-sections	
<ul style="list-style-type: none"> • solid with core end processing • solid without core end processing • finely stranded with core end processing • finely stranded without core end processing • at AWG conductors 	2x (0.5 ... 0.75 mm ²) 2x (1.0 ... 1.5 mm ²) 2x (0.5 ... 1.5 mm ²) 2x (1,0 ... 1,5 mm ²) 2x (18 ... 14)
Tightening torque of the screws in the bracket	1 ... 1.2 N·m
Tightening torque	
<ul style="list-style-type: none"> • for auxiliary contacts with screw-type terminals 	0.8 ... 0.9 N·m

Safety related data

B10 value	
<ul style="list-style-type: none"> • with high demand rate acc. to SN 31920 	100 000
Proportion of dangerous failures	
<ul style="list-style-type: none"> • with low demand rate acc. to SN 31920 • with high demand rate acc. to SN 31920 	20 % 20 %
Failure rate [FIT]	
<ul style="list-style-type: none"> • with low demand rate acc. to SN 31920 	100 FIT
T1 value for proof test interval or service life acc. to IEC 61508	20 y

Ambient conditions

Ambient temperature	
<ul style="list-style-type: none"> • during operation 	-25 ... +70 °C

- during storage

-40 ... +80 °C

Environmental category during operation acc. to IEC 60721

3M6, 3S2, 3B2, 3C3, 3K6 (with relative air humidity of 10 ... 95 %, no condensation in operation permitted for all devices behind front panel)

Installation/ mounting/ dimensions

Mounting type	front panel mounting
<ul style="list-style-type: none"> • of modules and accessories 	Front plate mounting
Height	40 mm
Width	30 mm
Shape of the installation opening	round
Mounting diameter	22.3 mm
Positive tolerance of installation diameter	0.4 mm
Mounting height	46.4 mm
Installation width	75 mm
Installation depth	70.6 mm

Accessories

Number of backing plates	1
Marking of backing plate	EMERGENCY STOP
Color of backing plate	Yellow

Certificates/ approvals

General Product Approval

Declaration of Conformity



[Miscellaneous](#)

Test Certificates

Marine / Shipping

[Type Test Certificates/Test Report](#)

[Special Test Certificate](#)



Marine / Shipping

other



[Confirmation](#)

Further information

Information- and Downloadcenter (Catalogs, Brochures,...)

<https://www.siemens.com/ic10>

Industry Mall (Online ordering system)

<https://mall.industry.siemens.com/mall/en/en/Catalog/product?mlfb=3SU1100-1HA20-1FG0>

Cax online generator

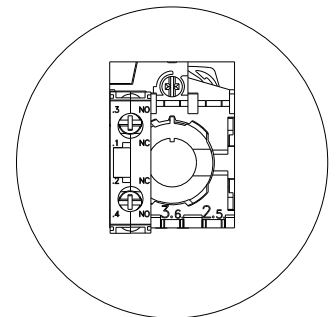
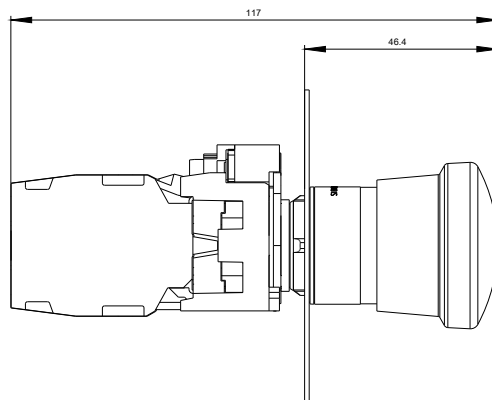
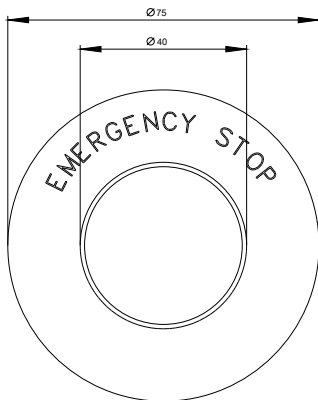
<http://support.automation.siemens.com/WW/CAXorder/default.aspx?lang=en&mlfb=3SU1100-1HA20-1FG0>

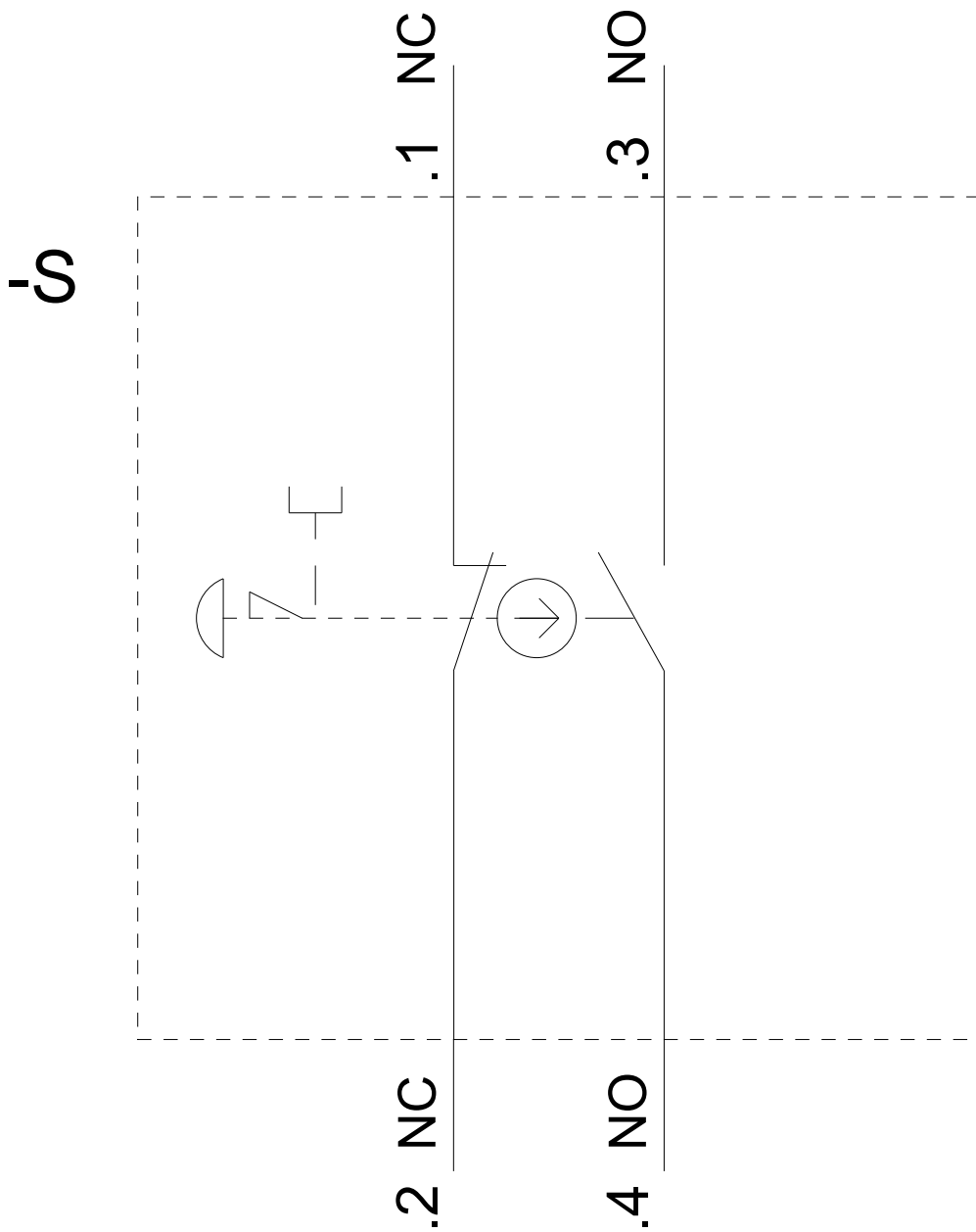
Service&Support (Manuals, Certificates, Characteristics, FAQs,...)

<https://support.industry.siemens.com/cs/ww/en/ps/3SU1100-1HA20-1FG0>

Image database (product images, 2D dimension drawings, 3D models, device circuit diagrams, EPLAN macros, ...)

http://www.automation.siemens.com/bilddb/cax_de.aspx?mlfb=3SU1100-1HA20-1FG0&lang=en





last modified:

04/04/2020