

UTS SERIES



SOURIAU

Waterproof Plastic Connectors
IP68 and IP69K



Contents

Overview		Contacts	
Typical Applications	06	Description	162
Features & Benefits	07	Contact Plating Selector Guide	163
Range Overview	08	Contact Selector Guide	164
Layouts	10	Packaging	164
General Technical Characteristics	12	Crimp Contacts	165
		#16 Coaxial Contacts	167
		PCB Contacts	168
		Fiber Optic Contacts	170
Connector		Technical Information	
Overmoulded Cable Assembly	16	Tooling	174
2 contacts	20	Crimping Instructions	176
2 + ground contacts	28	Handle & Interchangeable Heads	178
3 contacts	36	Extraction Tools	179
3 + ground contacts	52	Overmoulded Cable Assembly Dimensions	179
4 contacts	60	Assembly Instructions	180
5 contacts	72	Mated Connector Lengths	184
6 contacts	80	Mating Procedure	185
6 + ground contacts	92	Rated Current & Working Voltage	186
7 contacts	96	UV Resistance	187
8 contacts	100	UL94 + UL1977	188
10 contacts	112	IEC 61984 & IP Codes Explained	191
12 contacts	116	IEC 61140 Explained	193
14 contacts	128	What is NEMA Rating ?	194
15 contacts	132	Ethernet for the Layman	195
18 contacts	136		
19 contacts	140		
23 contacts	144	Appendices	
32 contacts	148	#16 Coaxial Contacts/Cabling Notices	200
LC (Fiber Optic)	152	Glossary of Terms	201
MPO (Fiber Optic)	156	Discrimination/Keying Methods	208
		Part Number Index	209

UTS SERIES

Overview

■ Typical Applications	06
■ Features & Benefits	07
■ Range Overview	08
■ Layouts	10
■ General Technical Characteristics	12

Typical Applications



Energy - Power



Off-Road



Building Automation & Control



Instrumentation - Measurement



Rail



Stage - Light

Features & Benefits

- WATER
PROOF

IP68/69K Dynamic Mated & Unmated

Ideal for outdoor and indoor dynamic applications requiring continuous underwater immersion, routine pressure washing and dust protection.

- UV
RESISTANT

No Degradation Over Time

No mechanical deterioration or important variation in colour after 5 years of exposure in natural environment (equivalent exposure to sun and moisture as per ISO4892) and F1 rated per UL 746C.

- UL/IEC
COMPLIANT

Qualified & Certified

In accordance with:
 - UL 1977 - Certificate ECBT2, File number: E169916
 - CSA C22.2 n°182.3 - Certificate ECBT8, File number: E169916.

- QUICK
MATING



1/3 Bayonet Coupling

With only 1/3 twist of the bayonet coupling system, connectors are mated with audible "click" and tactile feel to confirm proper mating. This mating feature eliminates connection uncertainty and reduces time and labor during installation.

- COST
SAVINGS

Mixed Power & Signal Contacts

Power supply and signal transmission can be combined in a unique interconnect solution to reduce system complexity and minimize component installation cost.



Contacts Supplied Separately



Choice of Crimp Contacts

- Machined
- Stamped and Formed
- Coaxial

PCB Contacts

Fiber Optic

**Contacts Loaded
Screw Termination**

**Contacts Loaded
Handsold**

Plug




Overmoulded Cable Assembly



Overview

UTS Standard Receptacle




Contacts Supplied Separately

Choice of Crimp Contacts

- Machined
- Stamped and Formed
- Coaxial

PCB Contacts

Fiber Optic



Contacts Supplied Separately

Choice of Crimp Contacts

- Machined
- Stamped and Formed
- Coaxial

PCB Contacts


Fiber Optic

Contacts Loaded

Screw Termination

PCB

UTS Sealed Unmated Receptacle



Contacts Loaded

Handsolder

PCB

UTS Backshells

Cable Sealing



Double Sealing (Wires + Cable)



Grommet



Single Wire Sealed

Flexible conduit adaptators



Contact us for more information

UTS PCB Contacts







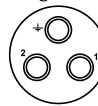
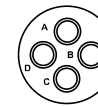
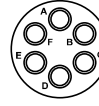
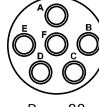
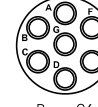
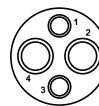
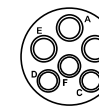
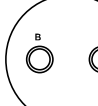
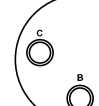
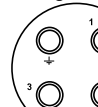

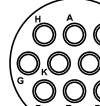
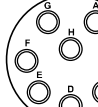
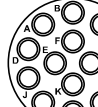
Stand-offs to allow cleaning after soldering

Metal hold down clips
- to lock the connector easily on the PCB and to release stress on solder joints
- suitable for soldering in a metallic hole

Low profile housing to limit space between panel and PCB

Pre-assembled PCB contacts
- machined or stamped versions available
- different solder tail lengths possible
- different plating options

Layouts (Electrical parameter according to IEC)

Shell Size	Contact #16 (Ø 1.6mm)	Contact #20 (Ø 1.0mm)	Contact #8 (Ø 3.6mm)	Hybrid & others
8		<p>8E2/8D2⁽¹⁾ 7A 32V 2 contacts  Page 20</p> <p>8E3/8D3⁽¹⁾ 7A 32V 3 contacts  Page 36</p> <p>8E3A/8D3A⁽¹⁾ 7A 50V 3 contacts  Page 40</p> <p>8E98/8D98⁽¹⁾ 7A 50V 3 contacts  Page 40</p> <p>8E33/8D33⁽¹⁾ 7A 50V 3 contacts  Page 44</p> <p>8E4/8D4^{(1)*} 7A 32V 4 contacts  Page 60</p>		
10	<p>103 16A 300V 2+ground  Page 28</p> <p>104⁽³⁾ 13A 150V 4 contacts  Page 68</p>	<p>106* 10E6⁽¹⁾/10D6 7A 32V 6 contacts  Page 84</p> <p>10E98/10D98 7A 50V 6 contacts  Page 88</p> <p>10E7⁽¹⁾/10D7 7A 50V 7 contacts  Page 96</p>		<p>102W2 25A 150V 4 contacts 2xØ2.4 (#12) 2xØ1.0 (#20)  Page 64</p> <p>103W3 5A 32V 6 contacts 3xØ1.6 (#16) 3xØ1.0 (#20)  Page 80</p>
12	<p>12E2/12D2 16A 150V 2 contacts  Page 24</p> <p>12E3/12D3 16A 150V 3 contacts  Page 48</p> <p>124 12E4/12D4 16A 300V 3+ground  Page 52</p> <p>128^{(1) (3)} 10A 80V 8 contacts  Page 100</p>	<p>1210* 12E10/12D10 6A 50V 10 contacts  Page 112</p> <p>12E8/12D8 6A 32V 8 contacts  Page 104</p> <p>12E14/12D14 5A 32V 14 contacts  Page 128</p>		

1: M12, M16 and M20 threaded receptacle available

2: NPT available

3: Discrete wire grommet option

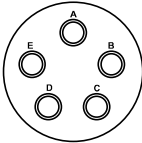
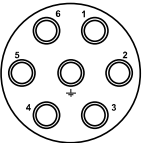
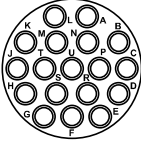
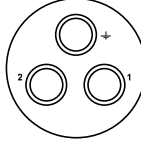
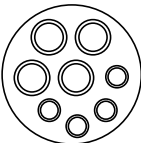
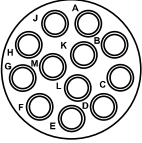
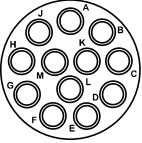
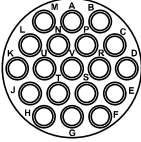
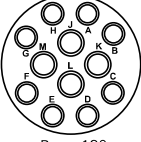
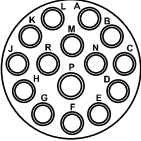


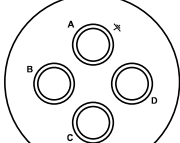
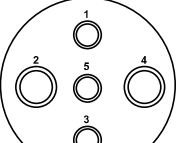


* Ethernet compatible: see pages 195 & 196

Contacts #20:
from AWG 26 to 18
0.13 to 0.93 mm²

Contacts #16:
from AWG 30 to 14
0.05 to 2.5 mm²

Contacts #12:
from AWG 22 to 12
0.13 to 4 mm²

Contacts #8:
from AWG 16 to 8
1.5 to 10 mm²

Shell Size	Contact #16 (Ø 1.6mm)	Contact #20 (Ø 1.0mm)	Contact #8 (Ø 3.6mm)	Mixed Power	
14	<p>14E5/14D5 16A 150V 5 contacts</p>  <p>Page 72</p>	<p>14E7/14D7 16A 300V 6+ground</p>  <p>Page 92</p>	<p>14E18/14D18 5A 50V 18 contacts</p>  <p>Page 136</p>	<p>142G1⁽²⁾ 40A 300V 2+ground</p>  <p>Page 32</p>	<p>148 17A 230V 8 contacts 4xØ1.6 (#16)+4xØ2.4 (#12)</p>  <p>Page 108</p>
	<p>1412⁽³⁾ 10A 63V 12 contacts</p>  <p>Page 116</p>	<p>1492⁽³⁾ 10A 63V 12 contacts</p>  <p>Page 124</p>	<p>1419 14E19/14D19 5A 32V 19 contacts</p>  <p>Page 140</p>		<p>14E12/14D12 4A 50V 12 contacts 4xØ1.6 (#16)+8xØ1.0 (#20)</p>  <p>Page 120</p>
					<p>14E15/14D15 4A 50V 15 contacts 1xØ1.6 (#16)+14xØ1.0 (#20)</p>  <p>Page 132</p>
	18	<p>1823 9A 63V 23 contacts</p>  <p>Page 144</p>	<p>18E32/18D32 4A 32V 32 contacts</p>  <p>Page 148</p>	<p>183G1⁽²⁾ 32A 300V 3+ground</p>  <p>Page 56</p>	<p>18X2M3⁽²⁾ 32A 300V 5 contacts 3xØ1.6 (#16)+2xØ3.6 (#8)</p>  <p>Page 76</p>
				<p>LC SOURIAU UTS-LC</p>  <p>Page 152</p>	
					<p>MPO SOURIAU UTS-MPO</p>  <p>Page 156</p>

XXXXXX blue highlighted items: UTS Sealed in Unmated Condition

General Technical Characteristics



Materials

- **Body connector + Backshell:** Thermoplastic
- **Insert:**
 - UTS Standard, UTS Single Wire Sealed, UTS Screw Termination Contacts: Thermoplastic
 - UTS Sealed Unmated Handsolder & UTS Sealed Unmated with PC Tails Contacts: Elastomer
- **Nut:** Metal
- **Contacts:** See page 161
- **Halogen free**
- **RoHS compliant & conforms to the Chinese standard SJ/T1166-2006 (Chinese RoHS equivalent)**



Environmental

- **Operating temperature:** from -40°C to +105°C
40/100/21 per NFF 61-030
- **Flammability rating:**
 - UL94 V-0 (all UTS except the Sealed Unmated version) see page 180
 - UL94 HB (UTS Sealed Unmated version only) see page 180
 - I2F3 according to NFF 16101 & NFF 16102
- **Salt spray:** per EIA-026A ≥500 hours
- **UV resistant:** No mechanical degradation or important variation of colour after 5 years of exposure in natural environment (equivalence exposure to sun and moisture as per ISO 4892) and F1 rated per UL 746C
- **Sealing:**
 - UTS Standard: IP68/IP69K dynamic (mated)
 - UTS Sealed Unmated version: IP68/IP69K dynamic (unmated)
 - UTS Single Wire Sealed: IP67/69K (up to IP68 with double sealing backshell)
 - UTS Screw Termination Contacts: IP68/IP69K dynamic (mated)

Note: IP68=10 m underwater during 1 week
- **Fluid resistance:**
 - Gas and Oil
 - Mineral oil
 - Acid bath
 - Basic bath

Electrical

- **In accordance with:**
 - UL 1977: Certificat ECBT2
File number: E169916
 - CSA C22.2 n°182.3: Certificat ECBT8
File number: E169916



- Also see pages 10 & 11

Mechanical

- **Durability:** 250 matings & unmatings per MIL-C-26482
- **Vibration resistance (all UTS versions except UTS Screw Termination contacts):** Sinusoidal vibrations per IEC 60512-4 - from 10 to 2000 Hz
- **Thermal shock:** 5 cycles 30 min. from -40°C to 105°C per MIL-STD-1344 method 1003

UTS SERIES

UTS Series


Connector

■ Overmoulded Cable Assembly				16
■ 2 contacts				
	8E2/8D2:	7A	32V.....	20
	12E2/12D2:	16A	150V.....	24
■ 2 contacts + ground				
	103:	16A	300V.....	28
	142G1:	40A	300V.....	32
■ 3 contacts				
	8E3/8D3:	7A	32V.....	36
	8E3A/8E98 - 8D3A/8D98:	7A	50V.....	40
	8E33/8D33:	7A	50V.....	44
	12E3/12D3:	16A	150V.....	48
■ 3 contacts + ground				
	124 - 12E4/12D4:	16A	300V.....	52
	183G1:	32A	300V.....	56
■ 4 contacts				
	8E4/8D4*:	7A	32V.....	60
	102W2:	25A	150V.....	64
	104:	13A	150V.....	68
■ 5 contacts				
	14E5/14D5:	16A	150V.....	72
	18X2M3:	32A	300V.....	76
■ 6 contacts				
	103W3:	5A	32V.....	80
	106* - 10E6/10D6:	7A	32V.....	84
	10E98/10D98:	7A	50V.....	88
■ 6 contacts + ground				
	147 - 14E7/14D7:	16A	300V.....	92
■ 7 contacts				
	10E7/10D7:	7A	50V.....	96
■ 8 contacts				
	128:	10A	80V.....	100
	12E8/12D8:	6A	32V.....	104
	148:	17A	230V.....	108
■ 10 contacts				
	1210* - 12E10/12D10:	6A	50V.....	112
■ 12 contacts				
	1412:	10A	63V.....	116
	14E12/14D12:	4A	50V.....	120
	1492:	10A	63V.....	124
■ 14 contacts				
	12E14/12D14:	5A	32V.....	128
■ 15 contacts				
	14E15/14D15:	4A	50V.....	132
■ 18 contacts				
	14E18/14D18:	5A	50V.....	136
■ 19 contacts				
	1419 - 14E19/14D19:	5A	32V.....	140
■ 23 contacts				
	1823:	9A	63V.....	144
■ 32 contacts				
	1832 - 18E32:	4A	32V.....	148
■ LC				152
■ MPO				156

Electrical parameters according to IEC

* Ethernet compatible see pages 195 & 196

12E14/12D14 (Shell size 12, 14x#20)



Connector Part Numbers

Contact type	Connector type	Backshell	Part number	
			Male insert	Female insert
Hand solder electrical contacts loaded see page 131	Square flange receptacle	Without (Fig. 6)	UTS012E14P	UTS012E14S
	Plug	Without (Fig. 1)	UTS612E14P	UTS612E14S
		Cable gland (Fig. 2)	UTS6JC12E14P	UTS6JC12E14S
	Jam nut receptacle	Without (Fig. 3)	UTS712E14P	UTS712E14S
PCB contacts loaded see page 131	Square flange receptacle	Without (Fig. 7)	UTS012D14P	UTS012D14S
	Jam nut receptacle with stand off and with hold down clips	Without (Fig. 4)	UTS712D14P32	UTS712D14S32
	Jam nut receptacle with stand off and without hold down clip	Without (Fig. 5)	UTS712D14P	UTS712D14S

Possibilities of discrimination/keying methods see page 208

Sealed unmatd

Overmoulded Cable Assembly Part Numbers

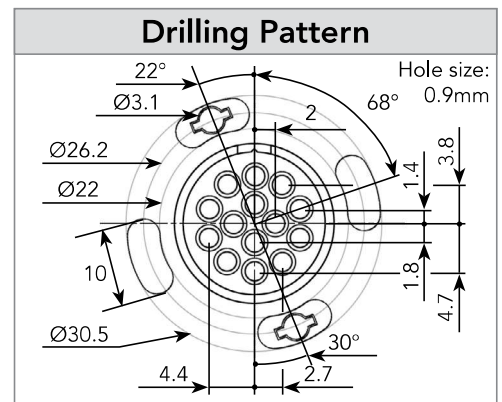
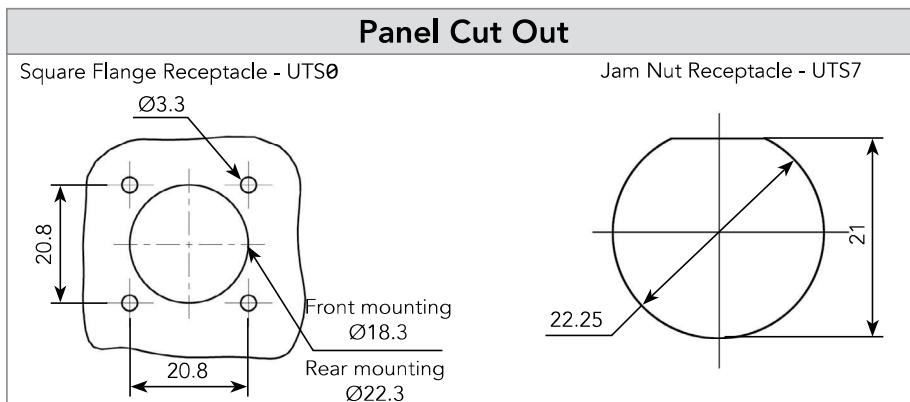
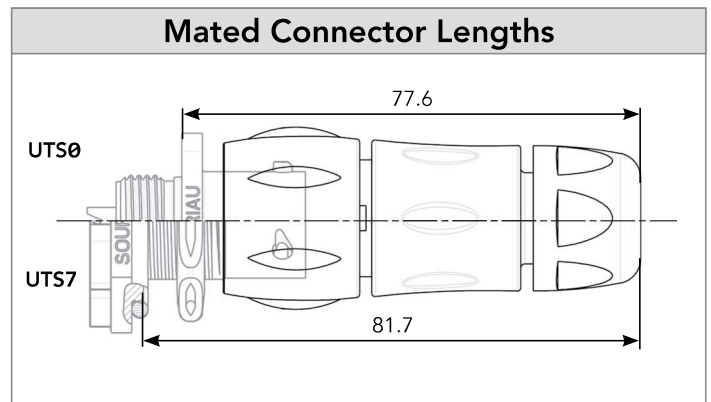
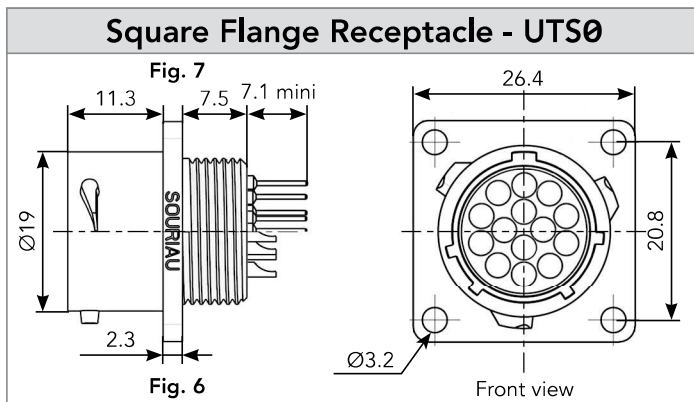
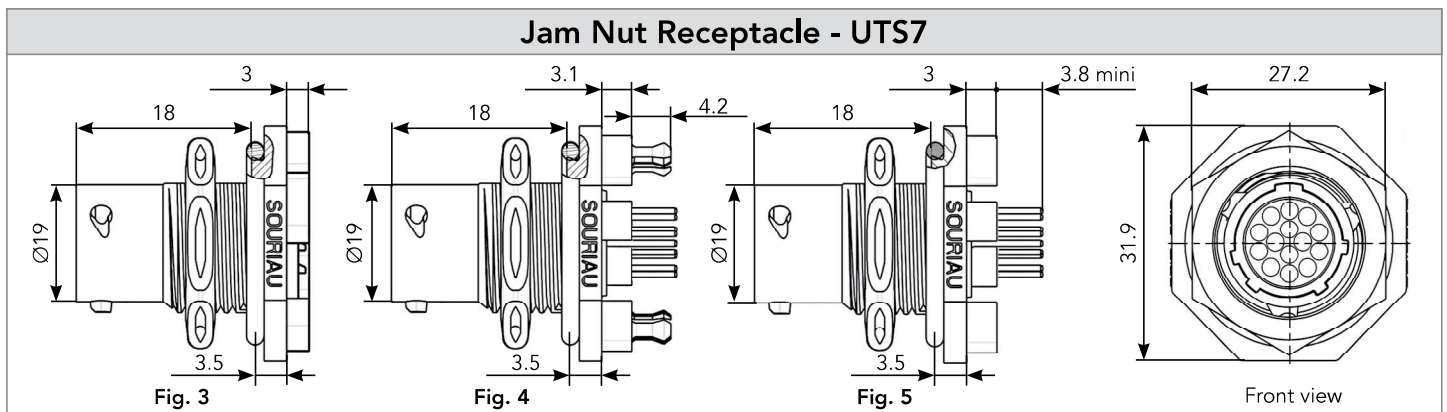
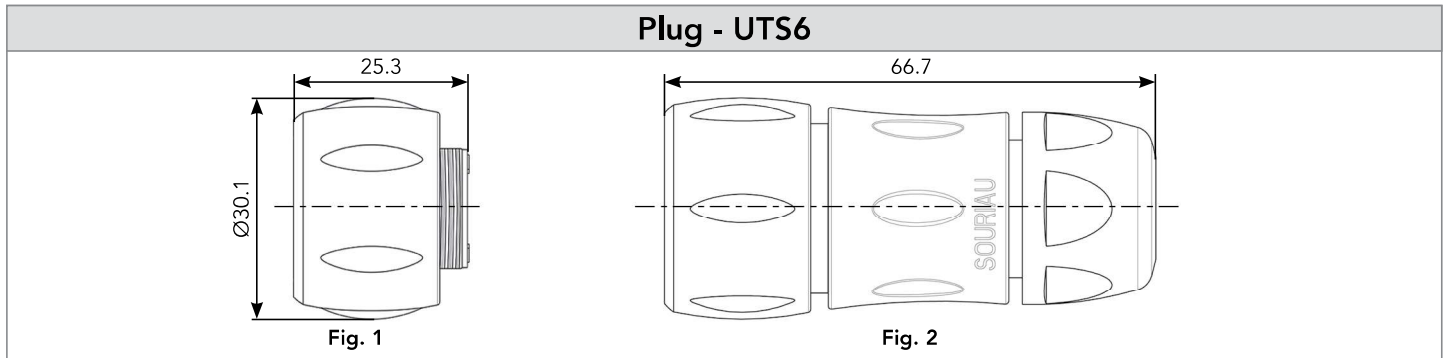
Overmoulding type	Connector type	Wire size (mm ²)	Harmonized cable part number ⁽¹⁾	Part number (length: 1m.)*	
				Male plug	Female plug
Straight ending	Plug	0.5	H05 VV - F 14x0.5	HAUTS0V12E14PST100	HAUTS0V12E14SST100
Right angle ending	Plug	0.5	H05 VV - F 14x0.5	HAUTS0V12E14PRA100	HAUTS0V12E14SRA100

(1) Other cable available on demand

* Other lengths available on demand

12E14/12D14 (Shell size 12, 14x#20)

Dimensions



Note: Overmoulded cable assembly dimensions available page 179.

Note: all dimensions are in mm

12E14/12D14 (Shell size 12, 14x#20)

Accessories and Tooling

Jam Nut Sealing Caps



IP68/69K

Part number	
UTS12DCG	



IP68/69K Metal terminal

Part number	
UTS12DCGR	

Plug Sealing Cap



IP68/69K

Part number	
UTS612DCG	

Square Flange Sealing Cap



IP68/69K Metal terminal


Part number	
UTS12DCGE	

Plastic Protective Cap




Part numbers	
Receptacle cap	Plug cap
85005587A	85005596


Gasket




Part numbers	
UTFD13B	

Color Coding Rings

G for Green 

Y for Yellow 

R for Red 

Part numbers	
Receptacles	Plugs
UTS712CCRR	UTS612CCRR
UTS712CCRY	UTS612CCRY
UTS712CCRG	UTS612CCRG

12E14/12D14 (Shell size 12, 14x#20)

Contacts

#20	Contact type	Plating	Cable acceptance (AWG)	Wire stripping length
Hand solder	Loaded in the connector	Min 0.4μ gold over 0.8μ Ni	22 to 18	5 mm
PCB	Machined ⁽¹⁾	Min 0.4μ gold over 0.8μ Ni	-	-

(1): For dimensions see page 169

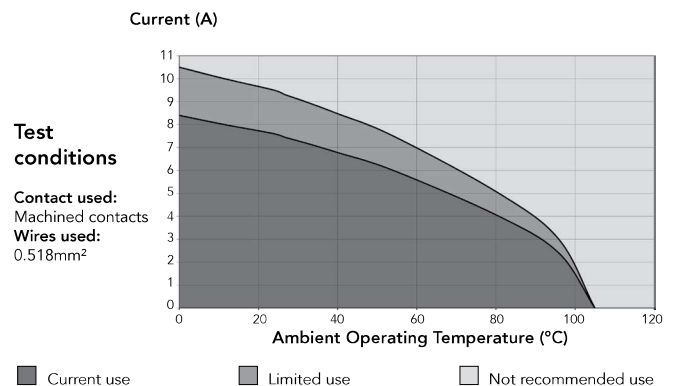
Electrical Characteristics

UL
4.5A 250V UL94 HB

CSA
4.5A 250V UL94 HB

IEC
5A 32V 1.5kV 3

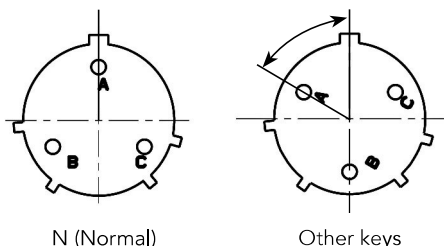
UTS 12E14/12D14 Derating Curves



Discrimination/Keying Methods

In applications where similar connectors are used next to each other, mismatching can cause disturbances, system failure or even danger to operating personnel.

To eliminate mismatching, some Trim Trio® connectors are offered with discrimination keys to avoid interconnection system errors. In addition, the connector insert can also be rotated inside the shell to create custom keying options.



Note: Insert rotated in body
(viewed from front face of male insert)

Connectors with rotated inserts can be ordered by adding the suffix W, X, Y or Z to the standard part number.

e.g. **UTS6JC104S** (N key) → **UTS6JC104SW** (W key)

Consult us for overmoulded harnesses.

Shell size	Layout	Discrimination keys degrees			
		W	X	Y	Z
8	8E2/8D2	58°	122°	-	-
	8E3/8D3 8E3A/ 8D3A 8E98/8D98	60°	210°	-	-
	8E4/8D4	45°	-	-	-
	8E33/8D33	90°	-	-	-
10	102W2/103	-	-	-	-
	104	45°	-	-	-
	103W3	-	-	-	-
	106 10E6/10D6	90°	-	-	-
	10E7/10D7	90°	-	-	-
12	10E98/ 10D98	90°	180°	240°	270°
	12E2/12D2	-	-	-	-
	12E3/12D3	-	-	180°	-
	124 12E4/12D4	-	-	-	-
	128	26°	-	-	-
	12E8/12D8	90°	112°	203°	292°
	1210 12E10/12D10	60°	155°	270°	295°
12E14/12D14	45°	-	-	-	
14	14E5/14D5	40°	92°	184°	273°
	142G1	-	-	-	-
	147 14E7/14D7	-	-	-	-
	148	-	-	-	-
	1412	60°	-	-	-
	1492	49°	71°	145°	-
	14E12/14D12	43°	90°	-	-
	14E15/14D15	17°	110°	155°	234°
	14E18/14D18	15°	90°	180°	270°
	1419	30°	165°	315°	-
	14E19/14D19	30°	165°	315°	-
18	183G1	-	-	-	-
	18X2M3	-	-	-	-
	1823	-	158°	-	270°
	1832 18E32/18D32	85°	138°	222°	265°

SMSPK0 (only for UTS layouts using #16 contacts)

When one of these dummy contacts is used, the UTS connector will only mate with a connector which has a vacant cavity at the corresponding position.

The material used is polyamide 6.6.



Part Number Index

Connectors

UTS0104P.....	P. 68	UTS014D12P.....	P. 120	UTS1GJC1492P.....	P. 124
UTS0104S.....	P. 68	UTS014D12S.....	P. 120	UTS1GN104P.....	P. 68
UTS010D6P.....	P. 84	UTS014D15P.....	P. 132	UTS1GN128P.....	P. 100
UTS010D6S.....	P. 84	UTS014D15S.....	P. 132	UTS1GN1412P.....	P. 116
UTS710D6P.....	P. 84	UTS014D18P.....	P. 136	UTS1GN147P.....	P. 92
UTS710D6P32.....	P. 84	UTS014D18S.....	P. 136	UTS1GN1492P.....	P. 124
UTS710D6S.....	P. 84	UTS014D19P.....	P. 140	UTS1JC102W2P.....	P. 64
UTS710D6S32.....	P. 84	UTS014D19S.....	P. 140	UTS1JC102W2S.....	P. 64
UTS010D98P.....	P. 88	UTS014D5P.....	P. 72	UTS1JC103P.....	P. 28
UTS010D98S.....	P. 88	UTS014D5S.....	P. 72	UTS1JC103S.....	P. 28
UTS010E6P.....	P. 84	UTS014E12P.....	P. 120	UTS1JC103W3P.....	P. 80
UTS010E6S.....	P. 84	UTS014E12S.....	P. 120	UTS1JC103W3S.....	P. 80
UTS010E7P.....	P. 96	UTS014E15P.....	P. 132	UTS1JC104P.....	P. 68
UTS010E7S.....	P. 96	UTS014E15S.....	P. 132	UTS1JC104S.....	P. 68
UTS010E98P.....	P. 88	UTS014E18P.....	P. 136	UTS1JC106P.....	P. 84
UTS010E98S.....	P. 88	UTS014E18S.....	P. 136	UTS1JC106S.....	P. 84
UTS0124P.....	P. 52	UTS014E19P.....	P. 140	UTS1JC1210P.....	P. 112
UTS0128P.....	P. 100	UTS014E19S.....	P. 140	UTS1JC1210S.....	P. 112
UTS0128S.....	P. 100	UTS014E5P.....	P. 72	UTS1JC124P.....	P. 52
UTS012D10P.....	P. 112	UTS014E5S.....	P. 72	UTS1JC124PSCR.....	P. 52
UTS012D10S.....	P. 112	UTS014E7P.....	P. 92	UTS1JC124S.....	P. 52
UTS012D14P.....	P. 128	UTS014E7S.....	P. 92	UTS1JC128P.....	P. 100
UTS012D14S.....	P. 128	UTS01823P.....	P. 144	UTS1JC128S.....	P. 100
UTS012D2P.....	P. 24	UTS01823S.....	P. 144	UTS1JC1412P.....	P. 116
UTS012D2S.....	P. 24	UTS018E32P.....	P. 148	UTS1JC1412S.....	P. 116
UTS012D3P.....	P. 48	UTS08D2P.....	P. 20	UTS1JC1419P.....	P. 140
UTS012D3S.....	P. 48	UTS08D2S.....	P. 20	UTS1JC1419S.....	P. 140
UTS012D4P.....	P. 52	UTS08D33P.....	P. 44	UTS1JC142G1P.....	P. 32
UTS012D4S.....	P. 52	UTS08D33S.....	P. 44	UTS1JC142G1S.....	P. 32
UTS012D8P.....	P. 104	UTS08D3AP.....	P. 40	UTS1JC147P.....	P. 92
UTS012D8S.....	P. 104	UTS08D3AS.....	P. 40	UTS1JC1492P.....	P. 124
UTS012E10P.....	P. 112	UTS08D3P.....	P. 36	UTS1JC1492S.....	P. 124
UTS012E10S.....	P. 112	UTS08D3S.....	P. 36	UTS1JC147PSCR.....	P. 92
UTS012E14P.....	P. 128	UTS08D4P.....	P. 60	UTS1JC147S.....	P. 92
UTS012E14S.....	P. 128	UTS08D4S.....	P. 60	UTS1JC148P.....	P. 108
UTS012E2P.....	P. 24	UTS08D98P.....	P. 40	UTS1JC148S.....	P. 108
UTS012E2S.....	P. 24	UTS08D98S.....	P. 40	UTS1JC1823P.....	P. 144
UTS012E3P.....	P. 48	UTS08E2P.....	P. 20	UTS1JC1823S.....	P. 144
UTS012E3S.....	P. 48	UTS08E2S.....	P. 20	UTS1JC1832P.....	P. 148
UTS012E4P.....	P. 52	UTS08E33P.....	P. 44	UTS1JC1832S.....	P. 148
UTS012E4S.....	P. 52	UTS08E33S.....	P. 44	UTS1JC18LCN.....	P. 152
UTS012E8P.....	P. 104	UTS08E3AP.....	P. 40	UTS1JC18MPN.....	P. 156
UTS012E8S.....	P. 104	UTS08E3AS.....	P. 40	UTS6102W2P.....	P. 64
UTS01412P.....	P. 116	UTS08E3P.....	P. 36	UTS6102W2S.....	P. 64
UTS01412S.....	P. 116	UTS08E3S.....	P. 36	UTS6103P.....	P. 28
UTS0142G1P.....	P. 32	UTS08E4P.....	P. 60	UTS6103S.....	P. 28
UTS0147P.....	P. 92	UTS08E4S.....	P. 60	UTS6103W3P.....	P. 80
UTS0147S.....	P. 92	UTS08E98P.....	P. 40	UTS6103W3S.....	P. 80
UTS01492P.....	P. 124	UTS08E98S.....	P. 40	UTS6104P.....	P. 68
UTS01492S.....	P. 124	UTS1GJC104P.....	P. 68	UTS6104S.....	P. 68
UTS014D7P.....	P. 92	UTS1GJC128P.....	P. 100	UTS6106P.....	P. 84
UTS014D7S.....	P. 92	UTS1GJC1412P.....	P. 116	UTS6106S.....	P. 84
		UTS1GJC147P.....	P. 92	UTS610E6P.....	P. 84

Part Number Index (Continued)

UTS610E6S.....	P. 84	UTS68E2P.....	P. 20	UTS6JC12E3S.....	P. 48
UTS610E7P.....	P. 96	UTS68E2S.....	P. 20	UTS6JC12E4P.....	P. 52
UTS610E7S.....	P. 96	UTS68E33P.....	P. 44	UTS6JC12E4S.....	P. 52
UTS610E98P.....	P. 88	UTS68E33S.....	P. 44	UTS6JC12E8P.....	P. 104
UTS610E98S.....	P. 88	UTS68E3AP.....	P. 40	UTS6JC12E8S.....	P. 104
UTS61210P.....	P. 112	UTS68E3AS.....	P. 40	UTS6JC1412P.....	P. 116
UTS61210S.....	P. 112	UTS68E3P.....	P. 36	UTS6JC1412S.....	P. 116
UTS6124P.....	P. 52	UTS68E3S.....	P. 36	UTS6JC1419P.....	P. 140
UTS6124PSCR.....	P. 52	UTS68E4P.....	P. 60	UTS6JC1419S.....	P. 140
UTS6124SSCR.....	P. 52	UTS68E4S.....	P. 60	UTS6JC142G1P.....	P. 32
UTS6128P.....	P. 100	UTS68E98P.....	P. 40	UTS6JC142G1S.....	P. 32
UTS6128S.....	P. 100	UTS68E98S.....	P. 40	UTS6JC147P.....	P. 92
UTS612E10P.....	P. 112	UTS6GGJC104S.....	P. 68	UTS6JC147PSCR.....	P. 92
UTS612E10S.....	P. 112	UTS6GGJC128S.....	P. 100	UTS6JC147S.....	P. 92
UTS612E14P.....	P. 128	UTS6GGJC1412S.....	P. 116	UTS6JC147SSCR.....	P. 92
UTS612E14S.....	P. 128	UTS6GGJC147S.....	P. 92	UTS6JC1492P.....	P. 124
UTS612E2P.....	P. 24	UTS6GGJC1492S.....	P. 124	UTS6JC1492S.....	P. 124
UTS612E2S.....	P. 24	UTS6GN104S.....	P. 68	UTS6JC148P.....	P. 108
UTS612E3P.....	P. 48	UTS6GN128S.....	P. 100	UTS6JC148S.....	P. 108
UTS612E3S.....	P. 48	UTS6GN1412S.....	P. 116	UTS6JC14E12P.....	P. 120
UTS612E4P.....	P. 52	UTS6GN147S.....	P. 92	UTS6JC14E12S.....	P. 120
UTS612E4S.....	P. 52	UTS6GN1492S.....	P. 124	UTS6JC14E15P.....	P. 132
UTS612E8P.....	P. 104	UTS6JC102W2P.....	P. 64	UTS6JC14E15S.....	P. 132
UTS612E8S.....	P. 104	UTS6JC102W2S.....	P. 64	UTS6JC14E18P.....	P. 136
UTS61412P.....	P. 116	UTS6JC103P.....	P. 28	UTS6JC14E18S.....	P. 136
UTS61412S.....	P. 116	UTS6JC103S.....	P. 28	UTS6JC14E19P.....	P. 140
UTS61419P.....	P. 140	UTS6JC103W3P.....	P. 80	UTS6JC14E19S.....	P. 140
UTS61419S.....	P. 140	UTS6JC103W3S.....	P. 80	UTS6JC14E5P.....	P. 72
UTS6142G1P.....	P. 32	UTS6JC104P.....	P. 68	UTS6JC14E5S.....	P. 72
UTS6142G1S.....	P. 32	UTS6JC104S.....	P. 68	UTS6JC14E7P.....	P. 92
UTS6147P.....	P. 92	UTS6JC106P.....	P. 84	UTS6JC14E7S.....	P. 92
UTS6147S.....	P. 92	UTS6JC106S.....	P. 84	UTS6JC1823P.....	P. 144
UTS6148P.....	P. 108	UTS6JC10E6P.....	P. 84	UTS6JC1823S.....	P. 144
UTS6148S.....	P. 108	UTS6JC10E6S.....	P. 84	UTS6JC1832P.....	P. 148
UTS61492P.....	P. 124	UTS6JC10E7P.....	P. 96	UTS6JC1832S.....	P. 148
UTS61492S.....	P. 124	UTS6JC10E7S.....	P. 96	UTS6JC183G1P.....	P. 56
UTS614E12P.....	P. 120	UTS6JC10E98P.....	P. 88	UTS6JC18LCN.....	P. 152
UTS614E12S.....	P. 120	UTS6JC10E98S.....	P. 88	UTS6JC18MPN.....	P. 156
UTS614E15P.....	P. 132	UTS6JC1210P.....	P. 112	UTS6JC18X2M3P.....	P. 76
UTS614E15S.....	P. 132	UTS6JC1210S.....	P. 112	UTS6JC18X2M3S.....	P. 76
UTS614E18P.....	P. 136	UTS6JC124P.....	P. 52	UTS6JC8E2P.....	P. 20
UTS614E18S.....	P. 136	UTS6JC124PSCR.....	P. 52	UTS6JC8E2S.....	P. 20
UTS614E19P.....	P. 140	UTS6JC124S.....	P. 52	UTS6JC8E33P.....	P. 44
UTS614E19S.....	P. 140	UTS6JC124SSCR.....	P. 52	UTS6JC8E33S.....	P. 44
UTS614E5P.....	P. 72	UTS6JC128P.....	P. 100	UTS6JC8E3AP.....	P. 40
UTS614E5S.....	P. 72	UTS6JC128S.....	P. 100	UTS6JC8E3AS.....	P. 40
UTS61823P.....	P. 144	UTS6JC12E10P.....	P. 112	UTS6JC8E3P.....	P. 36
UTS61823S.....	P. 144	UTS6JC12E10S.....	P. 112	UTS6JC8E3S.....	P. 36
UTS61832P.....	P. 148	UTS6JC12E14P.....	P. 128	UTS6JC8E4P.....	P. 60
UTS61832S.....	P. 148	UTS6JC12E14S.....	P. 128	UTS6JC8E4S.....	P. 60
UTS6183G1P.....	P. 56	UTS6JC12E2P.....	P. 24	UTS6JC8E98P.....	P. 40
UTS618X2M3P.....	P. 76	UTS6JC12E2S.....	P. 24	UTS6JC8E98S.....	P. 40
UTS618X2M3S.....	P. 76	UTS6JC12E3P.....	P. 48	UTS7102W2P.....	P. 64

UTS7102W2S.....	P. 64	UTS712D4P32.....	P. 52	UTS714D19S.....	P. 140
UTS7103P.....	P. 28	UTS712D4S.....	P. 52	UTS714D19S32.....	P. 140
UTS7103S.....	P. 28	UTS712D4S32.....	P. 52	UTS714D5P.....	P. 72
UTS7103W3P.....	P. 80	UTS712D8P.....	P. 104	UTS714D5P32.....	P. 72
UTS7103W3S.....	P. 80	UTS712D8P32.....	P. 104	UTS714D5S.....	P. 72
UTS7104P.....	P. 68	UTS712D8S.....	P. 104	UTS714D5S32.....	P. 72
UTS7104S.....	P. 68	UTS712D8S32.....	P. 104	UTS714E12P.....	P. 120
UTS7106P.....	P. 84	UTS712E10P.....	P. 112	UTS714E12S.....	P. 120
UTS7106S.....	P. 84	UTS712E10S.....	P. 112	UTS714E15P.....	P. 132
UTS710D98P.....	P. 88	UTS712E14P.....	P. 128	UTS714E15S.....	P. 125
UTS710D98P32.....	P. 88	UTS712E14S.....	P. 128	UTS714E18P.....	P. 136
UTS710D98S.....	P. 88	UTS712E2P.....	P. 24	UTS714E18S.....	P. 136
UTS710D98S32.....	P. 88	UTS712E2S.....	P. 24	UTS714E19P.....	P. 140
UTS710E6P.....	P. 84	UTS712E3P.....	P. 48	UTS714E19S.....	P. 140
UTS710E6S.....	P. 84	UTS712E3S.....	P. 48	UTS714E5P.....	P. 72
UTS710E6PM16.....	P. 84	UTS712E4P.....	P. 52	UTS714E5S.....	P. 72
UTS710E6SM16.....	P. 84	UTS712E4S.....	P. 52	UTS714E7P.....	P. 92
UTS710E7P.....	P. 96	UTS712E8P.....	P. 104	UTS714E7S.....	P. 92
UTS710E7S.....	P. 96	UTS712E8S.....	P. 104	UTS71823P.....	P. 144
UTS710E7PM16.....	P. 96	UTS71412P.....	P. 116	UTS71823S.....	P. 144
UTS710E7SM16.....	P. 96	UTS71412S.....	P. 116	UTS71832P.....	P. 148
UTS710E98P.....	P. 88	UTS71419P.....	P. 140	UTS71832S.....	P. 148
UTS710E98S.....	P. 88	UTS71419S.....	P. 140	UTS7183G1SNPT.....	P. 56
UTS71210P.....	P. 112	UTS7142G1P.....	P. 32	UTS718LCN.....	P. 152
UTS71210S.....	P. 112	UTS7142G1S.....	P. 32	UTS718MPN.....	P. 156
UTS7124P.....	P. 52	UTS7142G1SNPT.....	P. 32	UTS718X2M3PNPT.....	P. 76
UTS7124PSCR.....	P. 52	UTS7147P.....	P. 92	UTS718X2M3SNPT.....	P. 76
UTS7124S.....	P. 52	UTS7147PSCR.....	P. 92	UTS78D2P.....	P. 20
UTS7124SSCR.....	P. 52	UTS7147PSEK9.....	P. 92	UTS78D2P32.....	P. 20
UTS7128P.....	P. 100	UTS7147S.....	P. 92	UTS78D2S.....	P. 20
UTS7128PM20.....	P. 100	UTS71492P.....	P. 124	UTS78D2S32.....	P. 20
UTS7128PM20NUT.....	P. 100	UTS71492S.....	P. 124	UTS78D33P.....	P. 44
UTS7128PSEK9.....	P. 100	UTS7148P.....	P. 108	UTS78D33P32.....	P. 44
UTS7128S.....	P. 100	UTS7148S.....	P. 108	UTS78D33S.....	P. 44
UTS7128SM20.....	P. 100	UTS7147SSCR.....	P. 92	UTS78D33S32.....	P. 44
UTS7128SM20NUT.....	P. 100	UTS714D7P.....	P. 92	UTS78D3AP.....	P. 40
UTS712D10P.....	P. 112	UTS714D7P32.....	P. 92	UTS78D3AP32.....	P. 40
UTS712D10P32.....	P. 112	UTS714D7S.....	P. 92	UTS78D3AS.....	P. 40
UTS712D10S.....	P. 112	UTS714D7S32.....	P. 92	UTS78D3AS32.....	P. 40
UTS712D10S32.....	P. 112	UTS714D12P.....	P. 120	UTS78D3P.....	P. 36
UTS712D14P.....	P. 128	UTS714D12P32.....	P. 120	UTS78D3P32.....	P. 36
UTS712D14P32.....	P. 128	UTS714D12S.....	P. 120	UTS78D3S.....	P. 36
UTS712D14S.....	P. 128	UTS714D12S32.....	P. 120	UTS78D3S32.....	P. 36
UTS712D14S32.....	P. 128	UTS714D15P.....	P. 132	UTS78D4P.....	P. 60
UTS712D2P.....	P. 24	UTS714D15P32.....	P. 132	UTS78D4P32.....	P. 60
UTS712D2P32.....	P. 24	UTS714D15S.....	P. 132	UTS78D4S.....	P. 60
UTS712D2S.....	P. 24	UTS714D15S32.....	P. 132	UTS78D4S32.....	P. 60
UTS712D2S32.....	P. 24	UTS714D18P.....	P. 136	UTS78D98P.....	P. 40
UTS712D3P.....	P. 48	UTS714D18P32.....	P. 136	UTS78D98P32.....	P. 40
UTS712D3P32.....	P. 48	UTS714D18S.....	P. 136	UTS78D98S.....	P. 40
UTS712D3S.....	P. 48	UTS714D18S32.....	P. 136	UTS78D98S32.....	P. 40
UTS712D3S32.....	P. 48	UTS714D19P.....	P. 140	UTS78E2P.....	P. 20
UTS712D4P.....	P. 52	UTS714D19P32.....	P. 140	UTS78E2S.....	P. 20

Part Number Index (Continued)

UTS78E33P.....	P. 44	HAUTS0V10E98SST100.....	P. 88	HAUTS0V14E15PRA100.....	P. 132
UTS78E33S.....	P. 44	HAUTS0V1210PRA100.....	P. 112	HAUTS0V14E15PST100.....	P. 132
UTS78E3AP.....	P. 40	HAUTS0V1210PST100.....	P. 112	HAUTS0V14E15SRA100.....	P. 132
UTS78E3AS.....	P. 40	HAUTS0V1210SRA100.....	P. 112	HAUTS0V14E15SST100.....	P. 132
UTS78E3P.....	P. 36	HAUTS0V1210SST100.....	P. 112	HAUTS0V14E18PRA100.....	P. 136
UTS78E3S.....	P. 36	HAUTS0V124PRA100.....	P. 52	HAUTS0V14E18PST100.....	P. 136
UTS78E4P.....	P. 60	HAUTS0V124PST100.....	P. 52	HAUTS0V14E18SRA100.....	P. 136
UTS78E4S.....	P. 60	HAUTS0V124SRA100.....	P. 52	HAUTS0V14E18SST100.....	P. 136
UTS78E98P.....	P. 40	HAUTS0V124SST100.....	P. 52	HAUTS0V14E19PRA100.....	P. 140
UTS78E98S.....	P. 40	HAUTS0V128PRA100.....	P. 100	HAUTS0V14E19PST100.....	P. 140
UTS7GJC104P.....	P. 68	HAUTS0V128PST100.....	P. 100	HAUTS0V14E19SRA100.....	P. 140
UTS7GJC128P.....	P. 100	HAUTS0V128SRA100.....	P. 100	HAUTS0V14E19SST100.....	P. 140
UTS7GJC1412P.....	P. 116	HAUTS0V128SST100.....	P. 100	HAUTS0V14E5PRA100.....	P. 72
UTS7GJC147P.....	P. 92	HAUTS0V12E10PRA100.....	P. 112	HAUTS0V14E5PST100.....	P. 72
UTS7GJC1492P.....	P. 124	HAUTS0V12E10PST100.....	P. 112	HAUTS0V14E5SRA100.....	P. 72
UTS7GN104P.....	P. 68	HAUTS0V12E10SRA100.....	P. 112	HAUTS0V14E5SST100.....	P. 72
UTS7GN128P.....	P. 100	HAUTS0V12E10SST100.....	P. 112	HAUTS0V14E7PRA100.....	P. 92
UTS7GN1412P.....	P. 116	HAUTS0V12E14PRA100.....	P. 128	HAUTS0V14E7PST100.....	P. 92
UTS7GN147P.....	P. 92	HAUTS0V12E14PST100.....	P. 128	HAUTS0V14E7SRA100.....	P. 92
UTS7GN1492P.....	P. 124	HAUTS0V12E14SRA100.....	P. 128	HAUTS0V14E7SST100.....	P. 92
		HAUTS0V12E14SST100.....	P. 128	HAUTS0V1823PRA100.....	P. 144
Overmoulded Cable Assemblies		HAUTS0V12E2PRA100.....	P. 24	HAUTS0V1823PST100.....	P. 144
HAUTS0V102W2PRA100.....	P. 64	HAUTS0V12E2PST100.....	P. 24	HAUTS0V1823SRA100.....	P. 144
HAUTS0V102W2PST100.....	P. 64	HAUTS0V12E2SRA100.....	P. 24	HAUTS0V1823SST100.....	P. 144
HAUTS0V102W2SRA100.....	P. 64	HAUTS0V12E2SST100.....	P. 24	HAUTS0V1832PRA100.....	P. 148
HAUTS0V102W2SST100.....	P. 64	HAUTS0V12E3PRA100.....	P. 48	HAUTS0V1832PST100.....	P. 148
HAUTS0V103PRA100.....	P. 28	HAUTS0V12E3PST100.....	P. 48	HAUTS0V1832SRA100.....	P. 148
HAUTS0V103PST100.....	P. 28	HAUTS0V12E3SRA100.....	P. 48	HAUTS0V1832SST100.....	P. 148
HAUTS0V103SRA100.....	P. 28	HAUTS0V12E3SST100.....	P. 48	HAUTS0V8E2PRA100.....	P. 20
HAUTS0V103SST100.....	P. 28	HAUTS0V12E4PRA100.....	P. 52	HAUTS0V8E2PST100.....	P. 20
HAUTS0V103W3PRA100.....	P. 80	HAUTS0V12E4PST100.....	P. 52	HAUTS0V8E2SRA100.....	P. 20
HAUTS0V103W3PST100.....	P. 80	HAUTS0V12E4SRA100.....	P. 52	HAUTS0V8E2SST100.....	P. 20
HAUTS0V103W3SRA100.....	P. 80	HAUTS0V12E4SST100.....	P. 52	HAUTS0V8E33APRA100.....	P. 44
HAUTS0V103W3SST100.....	P. 80	HAUTS0V12E8PRA100.....	P. 104	HAUTS0V8E33APST100.....	P. 44
HAUTS0V104PRA100.....	P. 68	HAUTS0V12E8PST100.....	P. 104	HAUTS0V8E33ASRA100.....	P. 44
HAUTS0V104PST100.....	P. 68	HAUTS0V12E8SRA100.....	P. 104	HAUTS0V8E33ASST100.....	P. 44
HAUTS0V104SRA100.....	P. 68	HAUTS0V12E8SST100.....	P. 104	HAUTS0V8E3APRA100.....	P. 40
HAUTS0V104SST100.....	P. 68	HAUTS0V1412PRA100.....	P. 116	HAUTS0V8E3APST100.....	P. 40
HAUTS0V106PRA100.....	P. 84	HAUTS0V1412PST100.....	P. 116	HAUTS0V8E3ASRA100.....	P. 40
HAUTS0V106PST100.....	P. 84	HAUTS0V1412SRA100.....	P. 116	HAUTS0V8E3ASST100.....	P. 40
HAUTS0V106SRA100.....	P. 84	HAUTS0V1412SST100.....	P. 116	HAUTS0V8E3PRA100.....	P. 36
HAUTS0V106SST100.....	P. 84	HAUTS0V1419PRA100.....	P. 140	HAUTS0V8E3PST100.....	P. 36
HAUTS0V10E6PRA100.....	P. 84	HAUTS0V1419PST100.....	P. 140	HAUTS0V8E3SRA100.....	P. 36
HAUTS0V10E6PST100.....	P. 84	HAUTS0V1419SRA100.....	P. 140	HAUTS0V8E3SST100.....	P. 36
HAUTS0V10E6SRA100.....	P. 84	HAUTS0V1419SST100.....	P. 140	HAUTS0V8E4PRA100.....	P. 60
HAUTS0V10E6SST100.....	P. 84	HAUTS0V147PRA100.....	P. 92	HAUTS0V8E4PST100.....	P. 60
HAUTS0V10E7PRA100.....	P. 96	HAUTS0V147PST100.....	P. 92	HAUTS0V8E4SRA100.....	P. 60
HAUTS0V10E7PST100.....	P. 96	HAUTS0V147SRA100.....	P. 92	HAUTS0V8E4SST100.....	P. 60
HAUTS0V10E7SRA100.....	P. 96	HAUTS0V147SST100.....	P. 92		
HAUTS0V10E7SST100.....	P. 96	HAUTS0V14E12PRA100.....	P. 120		
HAUTS0V10E98PRA100.....	P. 88	HAUTS0V14E12PST100.....	P. 120		
HAUTS0V10E98PST100.....	P. 88	HAUTS0V14E12SRA100.....	P. 120		
HAUTS0V10E98SRA100.....	P. 88	HAUTS0V14E12SST100.....	P. 120		

Accessories

85005585A.....	P. 22
85005586A.....	P. 30
85005587A.....	P. 26
85005588A.....	P. 34
85005590A.....	P. 58
85005594.....	P. 22
85005595.....	P. 30
85005596.....	P. 26
85005597.....	P. 34
85005599.....	P. 58
UTS18DCG2.....	P. 154
UTS610CCRG.....	P. 30
UTS610CCRR.....	P. 30
UTS610CCRY.....	P. 30
UTS612CCRG.....	P. 26
UTS612CCRR.....	P. 26
UTS612CCRY.....	P. 26
UTS614CCRG.....	P. 34
UTS614CCRR.....	P. 34
UTS614CCRY.....	P. 34
UTS618CCRG.....	P. 58
UTS618CCRR.....	P. 58
UTS618CCRY.....	P. 58
UTS618DCG2.....	P. 154
UTFD11B.....	P. 22
UTFD12B.....	P. 30
UTFD13B.....	P. 26
UTFD14B.....	P. 34
UTFD16B.....	P. 58
UTS10DCG.....	P. 30
UTS10DCGE.....	P. 74
UTS10DCGR.....	P. 30
UTS12DCG.....	P. 26
UTS12DCGE.....	P. 26
UTS12DCGR.....	P. 26
UTS14DCG.....	P. 34
UTS14DCGE.....	P. 78
UTS14DCGR.....	P. 34
UTS18DCG.....	P. 58
UTS18DCGE.....	P. 146
UTS18DCGR.....	P. 58
UTS610DCG.....	P. 30
UTS612DCG.....	P. 26
UTS614DCG.....	P. 34
UTS618DCG.....	P. 58
UTS68C.....	P. 22
UTS68CCRG.....	P. 22
UTS68CCRR.....	P. 22
UTS68CCRY.....	P. 22
UTS710CCRG.....	P. 30
UTS710CCRR.....	P. 30
UTS710CCRY.....	P. 30

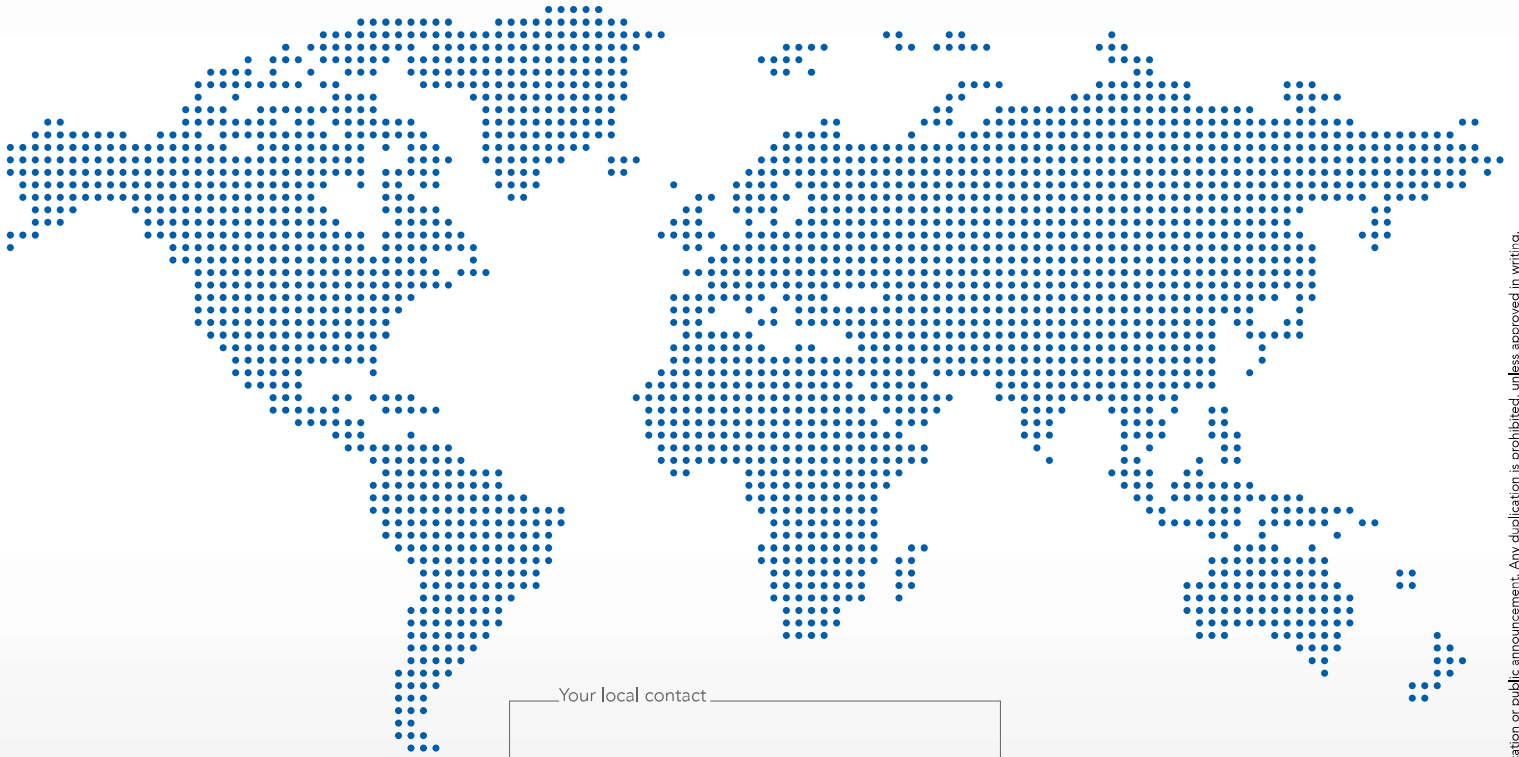
UTS712CCRG.....	P. 26
UTS712CCRR.....	P. 26
UTS712CCRY.....	P. 26
UTS714CCRG.....	P. 34
UTS714CCRR.....	P. 34
UTS714CCRY.....	P. 34
UTS718CCRG.....	P. 58
UTS718CCRR.....	P. 58
UTS718CCRY.....	P. 58
UTS78CCRG.....	P. 22
UTS78CCRR.....	P. 22
UTS78CCRY.....	P. 22
UTS8DCGE.....	P. 22
UTS8DCGR.....	P. 22

Contacts

82911456A.....	P. 165
82911456K.....	P. 165
82911457NA.....	P. 165
82911457NK.....	P. 165
82911458A.....	P. 165
82911458K.....	P. 165
82911459NA.....	P. 165
82911459NK.....	P. 165
82911460A.....	P. 165
82911460K.....	P. 165
82911461NA.....	P. 165
82911461NK.....	P. 165
82911462A.....	P. 165
82911462K.....	P. 165
82911463NA.....	P. 165
82911463NK.....	P. 165
82911464A.....	P. 165
82911464K.....	P. 165
82911465NA.....	P. 165
82911465NK.....	P. 165
82911466A.....	P. 165
82911466K.....	P. 165
82911467NA.....	P. 165
82911467NK.....	P. 165
82911684NPC.....	P. 168
82911685NPC.....	P. 168
82913600A.....	P. 165
82913601A.....	P. 165
82913602A.....	P. 165
82913603A.....	P. 165
82913604A.....	P. 165
82913605A.....	P. 165
82913606A.....	P. 165
82913607A.....	P. 165
82913608A.....	P. 165
82913609A.....	P. 165
RC14M30GE7K.....	P. 166

RC14M30K.....	P. 165
RC16M23GE7K.....	P. 166
RC16M23K.....	P. 165
RC18W3K.....	P. 165
RC20M12E8K.....	P. 168
RC20M12E83K.....	P. 168
RC20M12E84J.....	P. 168
RC20M12E85K.....	P. 168
RC20M12E86K.....	P. 168
RC20M12E87K.....	P. 168
RC20M12GE7K.....	P. 166
RC20M12K.....	P. 165
RC20M13GE7K.....	P. 166
RC20M13K.....	P. 165
RC20W3K.....	P. 165
RC24M9GE7K.....	P. 166
RC24M9K.....	P. 165
RC24W3K.....	P. 165
RC28M1GE7K.....	P. 166
RC28M1K.....	P. 165
RCDX6015D28.....	P. 201
RCDX6016D28.....	P. 200
RCDX6018D28.....	P. 200
RCDX6019D28.....	P. 201
RCDX6024D28.....	P. 200
RCDX6026D28.....	P. 200
RCDX602D28.....	P. 205
RCDX6031D28.....	P. 201
RCDX6032D28.....	P. 200
RCDX6034D28.....	P. 200
RCDX6036D28.....	P. 200
RCDX6052D28.....	P. 200
RCDXB0553.....	P. 205
RCDXK1D28.....	P. 200
RCPOF1000B.....	P. 171
RCW5016K.....	P. 168
RCW50A7K.....	P. 168
RFD26L1D28.....	P. 196
RM14M30GE1K.....	P. 166
RM14M30K.....	P. 165
RM16M23GE1K.....	P. 166
RM16M23K.....	P. 165
RM18W3K.....	P. 165
M20M12E8K.....	P. 168
RM20M12E83K.....	P. 168
RM20M12E84K.....	P. 168
RM20M12GE1K.....	P. 166
RM20M12K.....	P. 165
RM20M13GE1K.....	P. 166
RM20M13K.....	P. 165
RM20W3K.....	P. 165
RM24M9GE1K.....	P. 166
RM24M9K.....	P. 165

Reliable People, Reliable Solutions



Your local contact



Our contribution to environmental protection:
This catalog is printed on PEFC certified paper
Advancement of sustainable wood cultivation. www.pefc.org

SOURIAU

www.souriau-industrial.com
contactindustry@souriau.com

