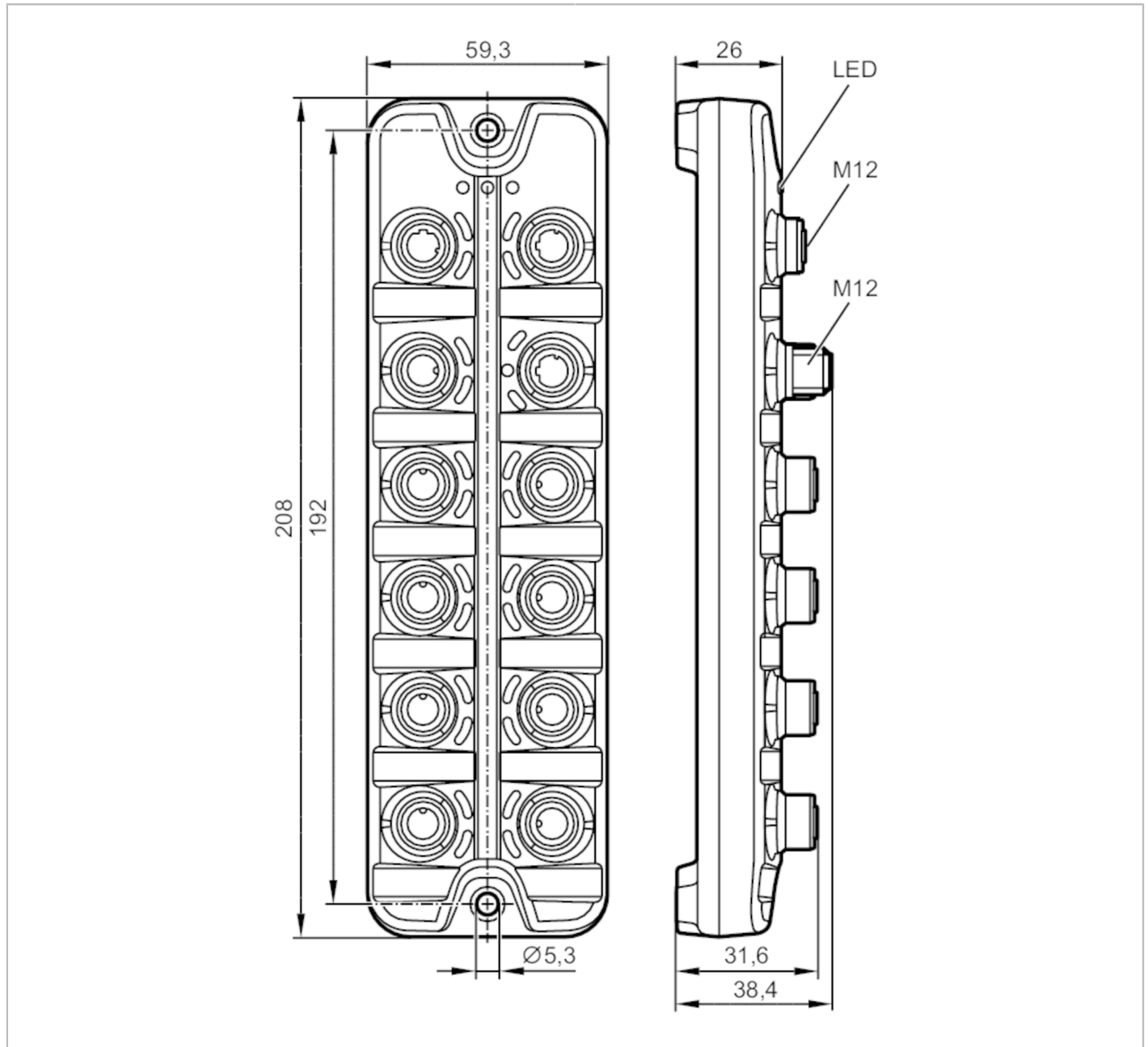


AL1323



IO-Link master with EtherNet/IP interface

IO-Link Master DL EIP 8P IP69K



Application	
Application	hygienic systems; I/O modules for field applications
Daisy-chain function	fieldbus interface
Electrical data	
Operating voltage [V]	20...28 DC; (US; to SELV/PELV)
Current consumption [mA]	300...3900; (US)
Protection class	III
Sensor supply US	
Max. current load total [A]	3.6



IO-Link master with EtherNet/IP interface

IO-Link Master DL EIP 8P IP69K

Inputs / outputs	
Total number of inputs and outputs	16; (configurable)
Number of inputs and outputs	Number of digital inputs: 16; Number of digital outputs: 8
Inputs	
Number of digital inputs	16; (IO-Link Port Class A: 8 x 2)
Switching level high [V]	11...28
Switching level low [V]	0...5
Digital inputs protected against short circuits	yes
Outputs	
Number of digital outputs	8; (IO-Link Port Class A: 8 x 1)
Max. current load per output [mA]	300
Short-circuit proof	yes
Interfaces	
Communication interface	Ethernet; IO-Link
Note on interfaces	Supported network topologies; line; ring; DLR; Safety protocol; HTTPS
Ethernet - EtherNet/IP	
Transmission standard	10Base-T; 100Base-TX
Transmission rate	10; 100
Protocol	EtherNet/IP
Factory settings	IP address: 192.168.1.250
	subnet mask: 255.255.255.255
	gateway IP address: 0.0.0.0
	MAC address: see type label
Ethernet - Internet of Things	
Transmission standard	10Base-T; 100Base-TX
Transmission rate	10; 100
Protocol	MQTT JSON
Factory settings	IP address: 169.254.x.x
	subnet mask: 255.255.0.0
	gateway IP address: 0.0.0.0
	MAC address: see type label
IO-Link Master	
Transmission type	COM 1 / COM 2 / COM 3
IO-Link revision	1.1
Number of ports class A	8
Operating conditions	
Ambient temperature [°C]	-25...60
Storage temperature [°C]	-25...85
Max. relative air humidity [%]	90
Protection	IP 65; IP 66; IP 67; IP 69K; (operation with stainless steel protective caps: IP 69K)
Degree of soiling	2

AL1323



IO-Link master with EtherNet/IP interface

IO-Link Master DL EIP 8P IP69K

Tests / approvals	
EMC	EN 61000-6-2 EN 61000-6-4
Shock resistance	DIN EN 60068-2-27
Vibration resistance	DIN EN 60068-2-64 2009-04 DIN EN 60068-2-6 2008-10
MTTF [years]	90

Mechanical data	
Weight [g]	394.5
Material	housing: PA grey; Socket: stainless steel (1.4404 / 316L)

Accessories	
Accessories (supplied)	Protective cap: 1 x M12, stainless steel, E12542

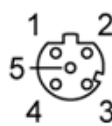
Remarks	
Remarks	Further information is available in the manual.
Pack quantity	1 pcs.

Electrical connection - Ethernet

EtherNet/IP X21, X22	
1	TX +
2	RX +
3	TX -
4	RX -
5	not used

IoT X23	
1	TX +
2	RX +
3	TX -
4	RX -
5	not used

Connector: M12





IO-Link master with EtherNet/IP interface

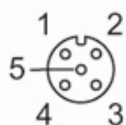
IO-Link Master DL EIP 8P IP69K

Electrical connection - Process connection

IO-Link Port Class A X01...X08

1	Sensorversorgung (US) L+
2	Digital input
3	Sensorversorgung (US) L-
4	C/Q IO-Link
5	not used

Connector: M12



Electrical connection - voltage supply

X31

1	+ 24 V DC (US)
2	not used
3	GND (US)
4	not used

Connector: M12

