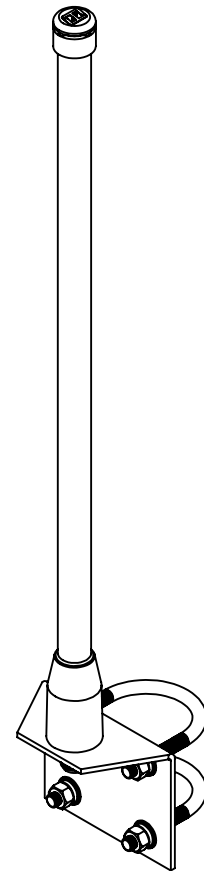
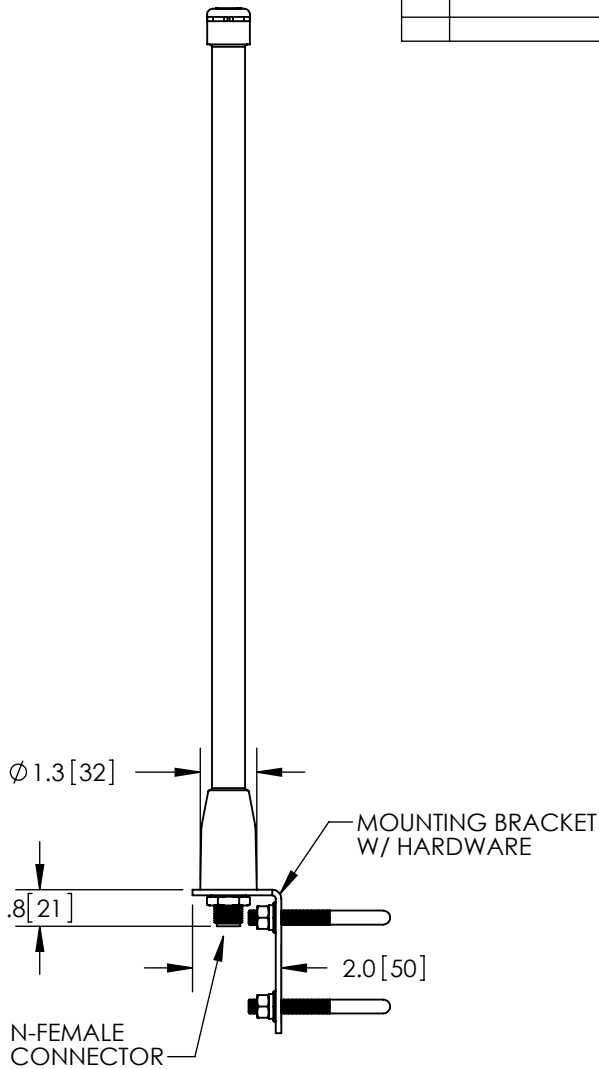



THE INFORMATION CONTAINED IN THIS DRAWING IS THE SOLE
PROPERTY OF L-COM, INC. ANY REPRODUCTION IN PART OR WHOLE
WITHOUT THE WRITTEN PERMISSION OF L-COM, INC. IS PROHIBITED.

REVISIONS			
REV	DESCRIPTION	DATE	APPROVED
A	INITIAL RELEASE	12/05/13	D. GRIFFIN
-	-	-	-



NOTES:

PACKAGING:
COMPONENT SHALL BE INDIVIDUALLY PACKAGED IN ACCORDANCE
WITH L-COM SPECIFICATION PKG-00085

- ALL DIMENSIONS FOR REFERENCE -

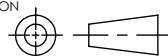
REGULATORY COMPLIANCE:
CE2011/65/EU (RoHS DIRECTIVE)

UNLESS OTHERWISE SPECIFIED,
DIMENSIONS ARE IN INCHES [mm]

DIMENSIONAL TOLERANCES:
.X = ±.1 [2.54]
.XX = ±.01 [.25]
.XXX = ±.005 [.13]

ANGULAR TOLERANCES:
ALL = ± 1°

PROJECTION



APPROVALS
DRAWN BY
B.PUCHASKI
CHECKED BY
P.PESA
APPROVED BY
P.PESA

DATE
12/05/13
12/05/13
12/05/13

CONFIGURATION DETAILS OF
UNDIMENSIONED FEATURES
MAY VARY

COLOR VARIATIONS
MAY OCCUR

L-com Global
Connectivity

45 BEECHWOOD DRIVE
NORTH ANDOVER, MA
01845

CATEGORY

ANTENNA

PRODUCT DESCRIPTION

2.5-5.8GHz 5dBi OMNI ANTENNA
W/ N-FEMALE CONNECTOR

SIZE
A

FSCM NO.
43321

DWG. NO.
HGV-2458-07U

REV.
A

SCALE: NONE

CAD FILE: HGV-2458-07U.SLDDRW

SHEET 1 OF 1