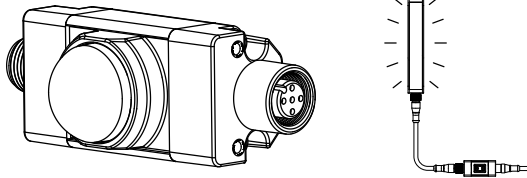


In-Line Motion Detector



Datasheet



- In-line motion detector switch with M12 connectors
- Rugged metal housing
- Perfect for dc-powered task lights
- Rated for up to 30 V dc



Important: Lea el siguiente instructivo antes de operar el luminario. Por favor descargue desde www.bannerengineering.com toda la documentación técnica de los In-Line Motion Detector, disponibles en múltiples idiomas, para detalles del uso adecuado, aplicaciones, advertencias, y las instrucciones de instalación de estos dispositivos.



Important: Lisez les instructions suivantes avant d'utiliser le luminaire. Veuillez télécharger la documentation technique complète des In-Line Motion Detector sur notre site www.bannerengineering.com pour les détails sur leur utilisation correcte, les applications, les notes de sécurité et les instructions de montage.

Models

| Model | Description | Used With |
|-----------|--------------------------------|----------------------|
| WLS28-2MQ | In-line motion detector switch | 2-wire dc LED lights |

Specifications

Supply Voltage

12 V dc to 30 V dc max
See electrical characteristics on product label

Current Rating

4 Amps maximum

Motion Detection

Light turns off after approximately 60 seconds without detecting motion
Range: 12 meters; $\pm 45^\circ$ field of view
Standby current: 170 μ A

Construction

Clear anodized aluminum housing; painted zinc end caps; thermoplastic detector; zinc plated steel brackets

Connections

Integral 4-pin M12 quick disconnect male and female fitting

Mounting

(2) swivel brackets SMBWLS28RA included and (4) screws

Environmental Rating

IEC IP50

Operating Temperature

-20°C to $+60^\circ\text{C}$ (-4°F to $+140^\circ\text{F}$)

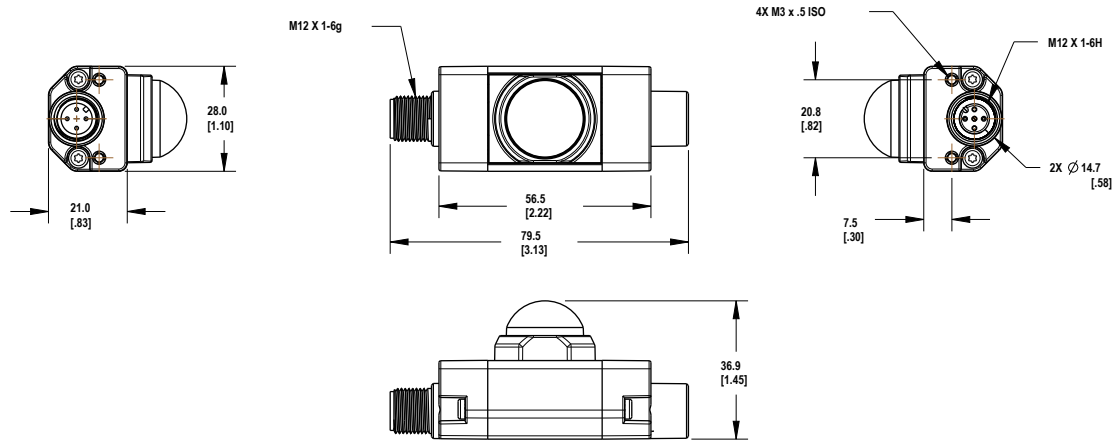
Storage Temperature

-40°C to $+70^\circ\text{C}$ (-40°F to $+158^\circ\text{F}$)

Certifications



Dimensions



Wiring Diagrams

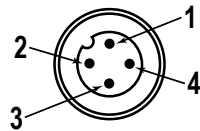


Figure 1. 4-pin M12 Male

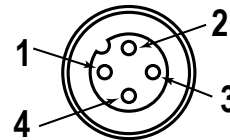


Figure 2. 4-pin M12 Female

| Pin | Wire Color | Input (Male) | Output (Female) |
|-----|------------|---|-----------------|
| 1 | Brown | V+ dc (30 V max) | V+ dc |
| 3 | Blue | dc common | dc common |
| 4 | Black | Connect to 12 to 30 V dc to bypass the motion detector switch | Not used |
| 2 | White | Not used | Not used |

Accessories

Cordsets

| 4-Pin Threaded M12/Euro-Style Cordsets—Single Ended | | | | |
|---|----------------|----------|------------|-----------------|
| Model | Length | Style | Dimensions | Pinout (Female) |
| MQDC-406 | 1.83 m (6 ft) | Straight | | |
| MQDC-415 | 4.57 m (15 ft) | | | |
| MQDC-430 | 9.14 m (30 ft) | | | |
| MQDC-450 | 15.2 m (50 ft) | | | |

1 = Brown
2 = White
3 = Blue
4 = Black

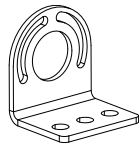
| 4-Pin Threaded M12/Euro-Style Cordsets—Single Ended | | | | |
|---|----------------|-------------|------------|-----------------|
| Model | Length | Style | Dimensions | Pinout (Female) |
| MQDC-406RA | 1.83 m (6 ft) | Right-Angle | | |
| MQDC-415RA | 4.57 m (15 ft) | | | |
| MQDC-430RA | 9.14 m (30 ft) | | | |
| MQDC-450RA | 15.2 m (50 ft) | | | |

| 4-Pin Threaded M12/Euro-Style Cordsets—Double Ended | | | | |
|---|----------------|-----------------------------------|------------|---|
| Model | Length | Style | Dimensions | Pinout |
| MQDEC-401SS | 0.31 m (1 ft) | Male Straight/ Female Straight | | Female |
| MQDEC-403SS | 0.91 m (3 ft) | | | |
| MQDEC-406SS | 1.83 m (6 ft) | | | Male |
| MQDEC-412SS | 3.66 m (12 ft) | | | |
| MQDEC-420SS | 6.10 m (20 ft) | | | |
| MQDEC-430SS | 9.14 m (30 ft) | | | |
| MQDEC-450SS | 15.2 m (50 ft) | | | 1 = Brown 2 = White 3 = Blue 4 = Black |

Brackets

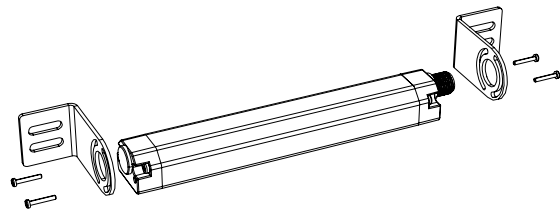
SMBWLS28RA

The bracket kit is available as a replacement for the one that comes with the light or switch. The kit contains two end brackets and four screws.



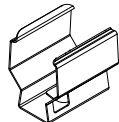
SMBWLS28SM

This kit allows the light or switch to be mounted at a right angle to the mounting surface. The kit contains two end brackets and four screws.



SMBWLS28SP

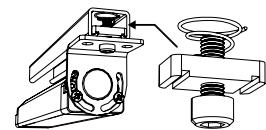
- Stainless steel snap bracket kit
- Includes two brackets



SMH1316

This kit allows the light or switch to be mounted to a 13/16-inch Unistrut channel. Light is shown. The kit includes:

- #10-32 spring nuts (qty 2)
- #10-32 socket head cap screws (qty 2)
- #10 lock washers (qty 2)

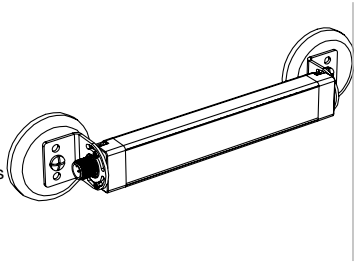


SMBWLSMAG

Magnetic mounting bracket for easy attachment to steel surfaces

SMBWLSMAGR

Protective cover also available to prevent scratches to painted surfaces



Banner Engineering Corp. Limited Warranty

Banner Engineering Corp. warrants its products to be free from defects in material and workmanship for one year following the date of shipment. Banner Engineering Corp. will repair or replace, free of charge, any product of its manufacture which, at the time it is returned to the factory, is found to have been defective during the warranty period. This warranty does not cover damage or liability for misuse, abuse, or the improper application or installation of the Banner product.

THIS LIMITED WARRANTY IS EXCLUSIVE AND IN LIEU OF ALL OTHER WARRANTIES WHETHER EXPRESS OR IMPLIED (INCLUDING, WITHOUT LIMITATION, ANY WARRANTY OF MERCHANTABILITY OR FITNESS FOR A PARTICULAR PURPOSE), AND WHETHER ARISING UNDER COURSE OF PERFORMANCE, COURSE OF DEALING OR TRADE USAGE.

This Warranty is exclusive and limited to repair or, at the discretion of Banner Engineering Corp., replacement. **IN NO EVENT SHALL BANNER ENGINEERING CORP. BE LIABLE TO BUYER OR ANY OTHER PERSON OR ENTITY FOR ANY EXTRA COSTS, EXPENSES, LOSSES, LOSS OF PROFITS, OR ANY INCIDENTAL, CONSEQUENTIAL OR SPECIAL DAMAGES RESULTING FROM ANY PRODUCT DEFECT OR FROM THE USE OR INABILITY TO USE THE PRODUCT, WHETHER ARISING IN CONTRACT OR WARRANTY, STATUTE, TORT, STRICT LIABILITY, NEGLIGENCE, OR OTHERWISE.**

Banner Engineering Corp. reserves the right to change, modify or improve the design of the product without assuming any obligations or liabilities relating to any product previously manufactured by Banner Engineering Corp. Any misuse, abuse, or improper application or installation of this product or use of the product for personal protection applications when the product is identified as not intended for such purposes will void the product warranty. Any modifications to this product without prior express approval by Banner Engineering Corp will void the product warranties. All specifications published in this document are subject to change; Banner reserves the right to modify product specifications or update documentation at any time. Specifications and product information in English supersede that which is provided in any other language. For the most recent version of any documentation, refer to: www.bannerengineering.com.

For patent information, see www.bannerengineering.com/patents.

Mexican Importer

Banner Engineering de México, S. de R.L. de C.V.
David Alfaro Siqueiros 103 Piso 2 Valle oriente
San Pedro Garza Garcia Nuevo León, C. P. 66269
81 8363.2714