



Part no.: 50130688
KD U-M12-4W-V1-020
Connection cable

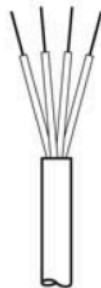
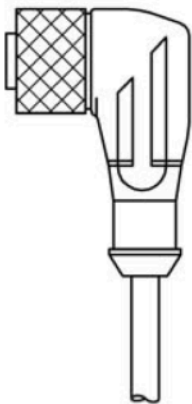


Figure can vary



Contents

- Technical data
- Electrical connection

Technical data

Electrical data

Performance data

Operating voltage	Max. 250 V AC/DC
-------------------	------------------

Connection

Connection 1

Type of connection	Connector
Thread size	M12
Type	Female
Handle body material	PUR
No. of pins	4 -pin
Encoding	A-coded
Design	Angled
Lock	Screw fitting, nickel-plated diecast zinc, recommended torque 0.6 Nm, self-locking

Connection 2

Type of connection	Open end
--------------------	----------

Cable properties

Number of conductors	4 Piece(s)
Wire cross section	0.34 mm ²
AWG	22
Sheathing color	Black
Shielded	No
Silicone-free	Yes
Cable design	Connection cable (open on one end)
Cable diameter (external)	5 mm
Cable length	2,000 mm
Sheathing material	PVC
Wire insulation	PVC
Suitability for drag chains	No
Properties of the outer sheathing	Free of CFC, cadmium, silicone and lead, easily machine-processable
Resistance of the outer sheathing	Good oil, gasoline and chemical resistance, flame retardant in accordance with UL 1581 VW1 / CSA FT1

Mechanical data

Width across flats	13 mm
Bending radius, flexible laying, min.	Min. 10 x cable diameter
Bending radius, stationary laying, min.	Min. 5 x cable diameter

Environmental data

Ambient temperature, operation, flexible use	-5 ... 80 °C
Ambient temperature, operation, stationary use	-30 ... 80 °C

Certifications

Degree of protection	IP 65 IP 67
Certifications	c UL US

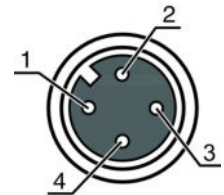
Classification

Customs tariff number	85444290
eCl@ss 8.0	27279218
eCl@ss 9.0	27060311
ETIM 5.0	EC001855
ETIM 6.0	EC001855

Electrical connection

Connection 1	
Type of connection	Connector
Thread size	M12
Type	Female
Handle body material	PUR
No. of pins	4 -pin
Encoding	A-coded
Design	Angled
Lock	Screw fitting, nickel-plated diecast zinc, recommended torque 0.6 Nm, self-locking

Pin	Conductor color
1	Brown
2	White
3	Blue
4	Black



Connection 2	
Type of connection	Open end