



P51 Ultra Low Pressure Sensor

Product Overview

The MediaSensor™ (P51) family of bulk micromachined, absolute, sealed and gauge pressure sensors are for both harsh and benign media with superior accuracy over operating temperature. These compact, robust sensors are well suited for a variety of automotive, industrial and commercial applications.



Typical Applications

- Pneumatics
- Agriculture
- Fluid Depth
- Process Controls
- Pumps

Technical Specifications

Maximum Pressure

15 PSI

Accuracy

< ± 1.00% FS

Maximum Operating Temp.

125 °C

Output Type	0.5 - 4.5 V	1 - 5 V	4 - 20 mA
Accuracy	< ± 1.00% FS	< ± 1.00% FS	< ± 1.00% FS
Temperature Error (-40 °C to 105 °C)	< ± 1.00% FS	< ± 1.00% FS	< ± 1.00% FS
Zero Pressure Offset	0.50 V	1.0 V	4.0 mA
Full Scale Output (at Pressure FS)	4.50 V	5.0 V	20.0 mA
Operating Temperature	-40 °C to 125 °C	-40 °C to 125 °C	-40 °C to 125 °C
Storage Temperature	-40 °C to 125 °C	-40 °C to 125 °C	-40 °C to 125 °C
Operating Temp. (Harnesssed Sensor)	-40 °C to 105 °C	-40 °C to 105 °C	-40 °C to 105 °C
Storage Temp. (Harnesssed Sensor)	-40 °C to 105 °C	-40 °C to 105 °C	-40 °C to 105 °C
Proof Pressure	3X FS	3X FS	3X FS
Burst Pressure	3X FS	3X FS	3X FS
Reverse Voltage (± 16 V over 5 min.)	Available	Available	Available
Overvoltage (± 16 V over 5 min.)	Available	Not Available	Not Available

Output Type	0.5 - 4.5 V	1 - 5 V	4 - 20 mA
Supply Voltage	5 ± 0.5 Volts	8 to 30 Volts	8 to 30 Volts
Current Draw	< 6 mA	< 3 mA	Not Applicable
Output Type	0.45 mA max (sink or source)	0.45 mA max (sink or source)	4 - 20 mA
Response Time (Pressure/Output)	< 1 ms	< 1 ms	< 1 ms

Parameter	Value	Units
Pressure/Temperature Cycles	> 1.8 x 10	Cycles
Thermal Shock	250	Cycles
Vibration	144	Hours
EMC Compatibility	150	V/m
Humidity	250	Hours
Weight	≤ 85	Grams

Chemical Compatibilities

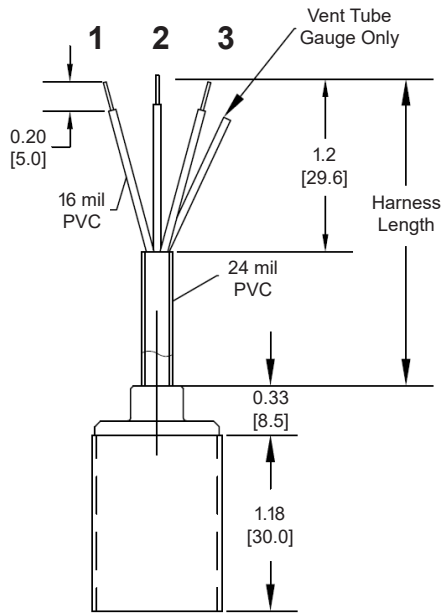
Any gas or liquid compatible with 304L and 316L stainless steel. (Including but not limited to motor oil, diesel, hydraulic fluid, brake fluid, water, wastewater, hydrogen, nitrogen, and air.) Designed to be used in media isolated mediums.

Agency Approvals & Certifications

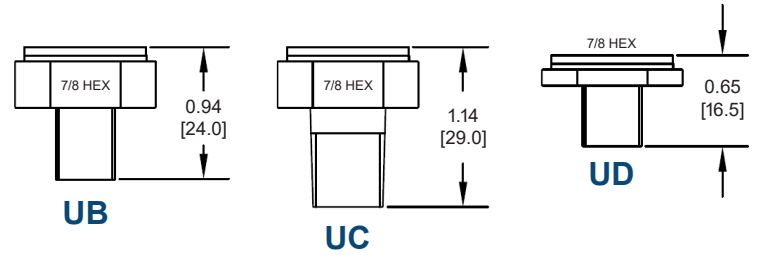


Dimensional Drawings

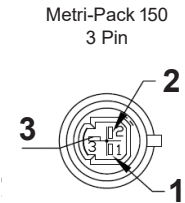
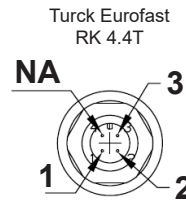
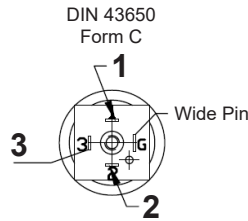
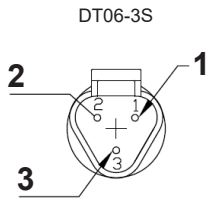
Harness



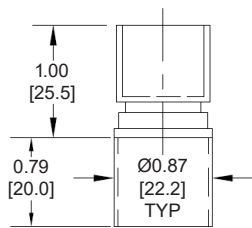
Ports



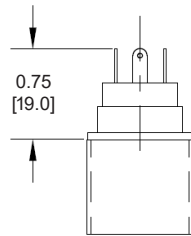
Connectors



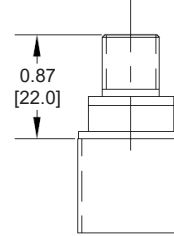
Deutsch



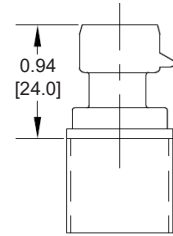
DIN 43650



M12



Packard



Pin	Color	1-5 V	0.5-4.5 V	20 mA
1	Red	V_{in} (8-30)	V_{in} (5+/-0.1)	V_{in} (8-30)
2	Black	GND	GND	NA
3	White	V_{out}	V_{out}	GND
	Tube	Gauge	Gauge	Gauge

Measurement Units		
0.00	=	Inches
[00.0]	=	Millimeters

P51 Ultra Low Pressure MediaSensor™ Ordering System

P51 - 05 - G - UA - P - 4.5 V - 000 - 000

Family	P51		05		G		UA		P		4.5 V		000 - 000 Placeholder													
Full Scale Pressure (5 - 15 PSI)	P51		05		G		UA		P		4.5 V		000 - 000 Placeholder													
Pressure Type G = Gauge (5 - 15 PSI)	P51		05		G		UA		P		4.5 V		000 - 000 Placeholder													
Port Configuration	P51		05		G		UA		P		4.5 V		000 - 000 Placeholder													
<table border="1"> <thead> <tr> <th><u>304L</u></th> <th><u>Hex</u></th> <th><u>Port</u></th> </tr> </thead> <tbody> <tr> <td>UB</td> <td>7/8"</td> <td>1/8 NPT</td> </tr> <tr> <td>UC</td> <td>7/8"</td> <td>1/4 NPT</td> </tr> <tr> <td>UD</td> <td>7/8"</td> <td>1/8 NPT</td> </tr> </tbody> </table>	<u>304L</u>	<u>Hex</u>	<u>Port</u>	UB	7/8"	1/8 NPT	UC	7/8"	1/4 NPT	UD	7/8"	1/8 NPT	P51		05		G		UA		P		4.5 V		000 - 000 Placeholder	
<u>304L</u>	<u>Hex</u>	<u>Port</u>																								
UB	7/8"	1/8 NPT																								
UC	7/8"	1/4 NPT																								
UD	7/8"	1/8 NPT																								
Connector / Harness	P51		05		G		UA		P		4.5 V		000 - 000 Placeholder													
<p>D = Deutsch</p> <p>P = Packard</p> <p>MD = DIN 43650 micro-mini connector with 90° mating connector</p> <p>M12 = 4 pin micro connector</p> <p>24 Gauge Harness (Inner PVC: 16 mil)</p> <ul style="list-style-type: none"> • I6 = 6" • I12 = 12" • I18 = 18" • I24 = 24" • I36 = 36" • I72 = 72" <p>18 Gauge Harness (Inner PVC: 9 mil)</p> <ul style="list-style-type: none"> • X6 = 6" • X12 = 12" • X18 = 18" 	P51		05		G		UA		P		4.5 V		000 - 000 Placeholder													
Output Options	P51		05		G		UA		P		4.5 V		000 - 000 Placeholder													
<p>4.5 V = 0.5 - 4.5 V (5 V input only)</p> <p>4.5 OVP = 0.5 - 4.5 V (5 V input only) Includes over voltage protection</p> <p>5 V = 1 - 5 V (8 to 30 V input only)</p> <p>20 mA = 4 - 20 mA (8 to 30 V input only)</p> <p>MOV = Option for 5 V and 20 mA for voltage spike protection</p>	P51		05		G		UA		P		4.5 V		000 - 000 Placeholder													

*Other port configurations may be available. Consult factory. MOQ's apply.

*Other harness lengths available - contact factory. MOQ's will apply.

Harness Information

- Stranded Copper: Tinned
- Outer Jacket PVC: 24 mil
- Vent Tube: 1.57 mil Diameter (Gauge Only)

Contact

SSI Technologies, LLC

3200 Palmer Drive, Janesville, WI 53546

ssi-sensors.com

1 (608) 757-2000



SSI Technologies, LLC is an Amphenol Advanced Sensors company.



SSI Technologies, LLC
—an Amphenol Company—

Warranty

LIMITED WARRANTY: All SSI products are warranted against defective materials and workmanship for a period of one (1) year from the date of delivery to the original purchaser. Any product that is found to be defective within the one year period will be replaced at the discretion of SSI. **THIS WARRANTY IS IN LIEU OF ALL OTHER WARRANTIES, EXPRESS OR IMPLIED, OF MERCHANTABILITY, FITNESS FOR PARTICULAR PURPOSE, PERFORMANCE, OR OTHERWISE.** SSI is not an expert in the customer's technical field and therefore does not warrant the suitability of its products for the applications selected by the customer. SSI accepts no responsibility for misuse, misapplication or unauthorized modification of its products.

LIMITATION OF LIABILITY: SSI's obligation under this limited warranty is strictly and exclusively limited to the repair or replacement free of charge of such articles as are found to be defective in material or workmanship on the condition that the purchaser gives prompt written notice to SSI of any claim to breach of warranty within the warranty period, and, if requested, returns the defective articles to SSI. SSI will not assume any expenses or liability for repairs made to its articles outside of its plant, without its prior written consent. SSI reserves the right to satisfy its warranty obligation in full, with respect to defective articles, by the payment to the purchaser of all sums paid by the purchaser to SSI for such articles. **IN NO EVENT SHALL SSI BE LIABLE FOR CLAIMS (BASED UPON BREACH OF EXPRESS OR IMPLIED WARRANTY, NEGLIGENCE OR OTHERWISE) FOR ANY DAMAGES, WHETHER DIRECT, IMMEDIATE, INCIDENTAL, FORESEEABLE, CONSEQUENTIAL, OR SPECIAL.**

Terms & Conditions

Please visit [<https://www.ssi-sensors.com/contact/supplier-portal>] for information regarding the SSI Technologies, LLC Terms & Conditions.

Note: Specs are subject to change without notice.