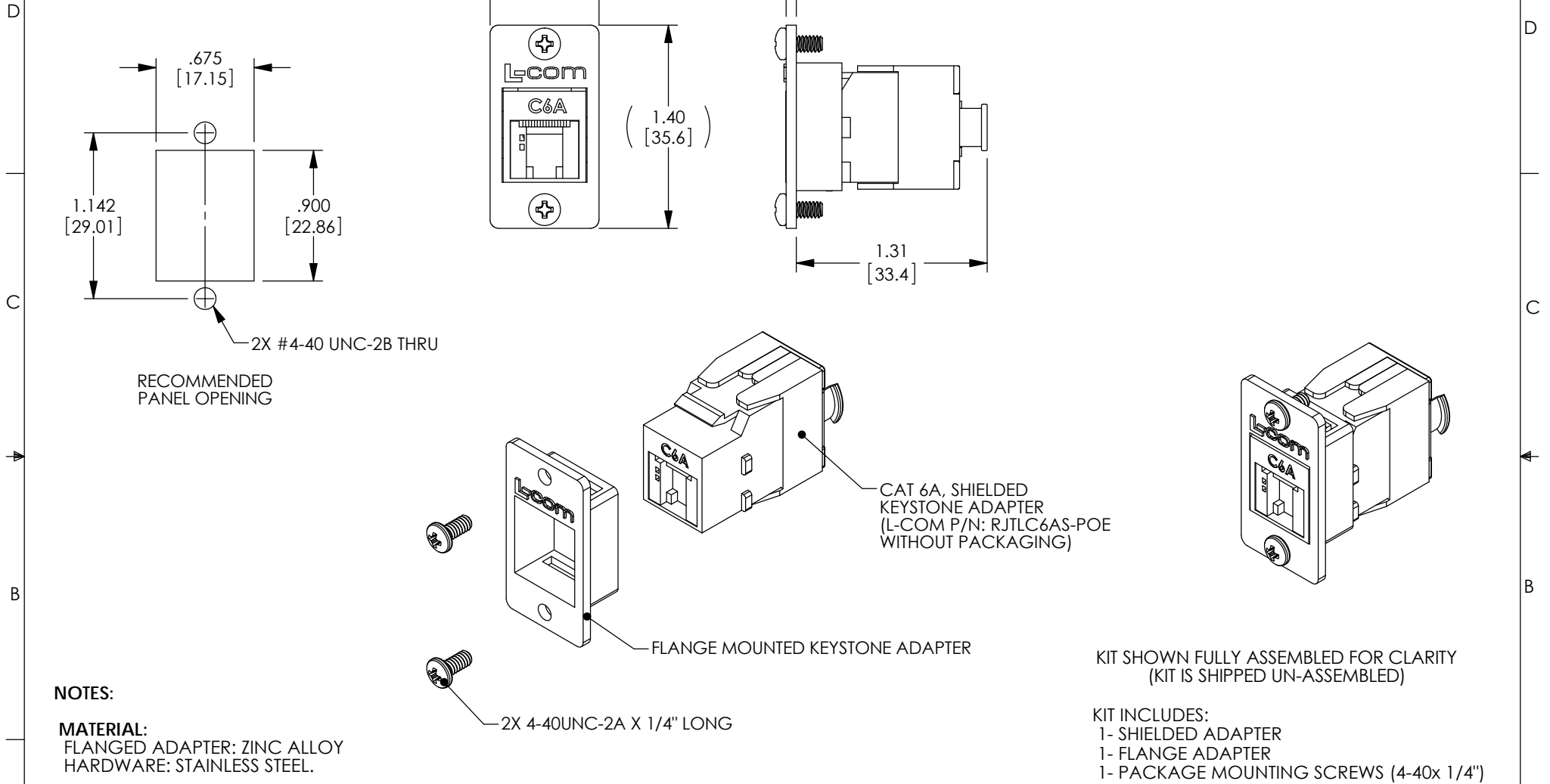


THE INFORMATION CONTAINED IN THIS DRAWING IS THE SOLE PROPERTY OF L-COM, INC. ANY REPRODUCTION IN PART OR WHOLE WITHOUT THE WRITTEN PERMISSION OF L-COM, INC. IS PROHIBITED.

REVISIONS			
REV	DESCRIPTION	DATE	APPROVED
A	INITIAL RELEASE	1/11/18	D.FRISIELLO



**NOTES:**

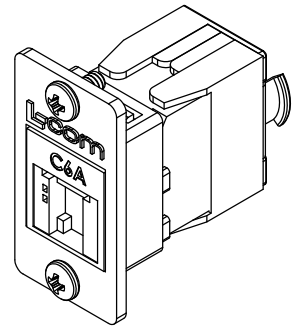
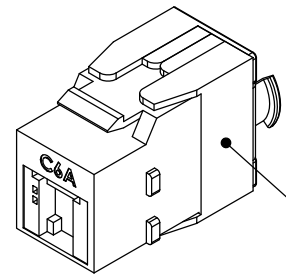
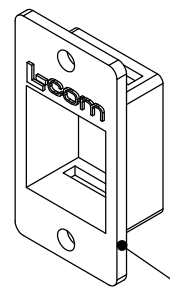
**MATERIAL:**  
 FLANGED ADAPTER: ZINC ALLOY  
 HARDWARE: STAINLESS STEEL.

**FINISH:**  
 FLANGED ADAPTER: NICKEL PLATE.

**MISCELLANEOUS:**  
 DC CURRENT RATING: 1.5 AMPS

**PACKAGING:**  
 KIT SHALL BE INDIVIDUALLY PACKAGED IN ACCORDANCE WITH L-COM PACKAGING SPECIFICATION PS-0031.

**REGULATORY COMPLIANCE:**  
 CE2011/65/EU (RoHS DIRECTIVE)



KIT SHOWN FULLY ASSEMBLED FOR CLARITY  
 (KIT IS SHIPPED UN-ASSEMBLED)

- KIT INCLUDES:**
- 1- SHIELDED ADAPTER
  - 1- FLANGE ADAPTER
  - 1- PACKAGE MOUNTING SCREWS (4-40x 1/4")

UNLESS OTHERWISE SPECIFIED, DIMENSIONS ARE IN INCHES [mm] OVERALL CABLE LENGTH TOLERANCE: ≤12 [305] = +1 [25] / -0 >12 [305] ≤60 [1524] = +2 [51] / -0 >60 [1524] ≤120 [3048] = +4 [102] / -0 >120 [3048] ≤300 [7620] = +6 [152] / -0 >300 [7620] = +5% / -0% ALL OTHER DIMENSIONAL TOLERANCES: .X = ± .2 [5.08] .XX = ± .02 [51] .XXX = ±.005 [1.27]	APPROVALS D.FRISIELLO	DATE 1/11/18		50 HIGH STREET NORTH ANDOVER, MA 01845			
	CHECKED BY D.GUITADAURO	1/11/18		CATEGORY TELECOM / MODULAR			
	APPROVED BY D.GUITADAURO	1/11/18	PRODUCT DESCRIPTION ECF C6a Shld KSJ RJ45/TL PoE+				
	PROJECTION 	CONFIGURATION DETAILS OF UNDIMENSIONED FEATURES MAY VARY		COLOR VARIATIONS MAY OCCUR	SIZE <b>A</b>	FSCM NO. <b>43321</b>	DWG. NO. ECFRJTL6AS-POE
SCALE: NONE			CAD FILE: ECFRJTL6AS-POE.SLDDRW		SHEET 1 OF 1		