

AZM161SK-12/12RK-M16-24V



- Long life
- 6 Contacts
- Manual release
- Double-insulated
- 130 mm x 90 mm x 30 mm
- Thermoplastic enclosure
- Large wiring compartment
- cable entries 4 M 16 x 1.5
- Interlock with protection against incorrect locking.

Data

Ordering data

Product type description	AZM 161SK-12/12RK-024
Article number (order number)	101164207
EAN (European Article Number)	4030661205144
eCl@ss number, Version 9.0	27-27-26-03

Certifications

Certificates	CE
	cULus
	CCC
	EAC

General data

Product name	AZM 161
Standards	EN 60947-5-1 BG-GS-ET-19
Active principle	Low electromechanical
Enclosure material	Plastic, glass-fibre reinforced thermoplastic, self-extinguishing
Material of the contacts, electrical	Silver
Gross weight	415 g

General data - Features

Power to unlock	Yes
-----------------	-----

Manual release	Yes
Number of actuating directions	3
Number of auxiliary contacts	2
Number of safety contacts	4

Safety appraisal

Standards	ISO 13849-1
Mission Time	20 Year(s)

Safety appraisal - Safety outputs

B10d Normally-closed contact (NC)	2,000,000 Operations
B10d Normally open contact (NO)	1,000,000 Operations

Mechanical data

Mechanical life, minimum	1,000,000 Operations
Actuating play in direction of actuation	5.5 mm
Clamping force in accordance with ISO14119	2,000 N
F_{zh}	
Latching force	30 N
positive break travel	10 mm
Positive break force, minimum	20 N
Actuating speed, maximum	2 m/s

Mechanical data - Connection technique

Terminal Connector	Screw terminals
Cable section, minimum	1 x 0.25 mm ²
Cable section, maximum	1 x 1.5 mm ²
Note (Cable section)	All indications about the cable section are including the conductor ferrules.

Mechanical data - Dimensions

Height of sensor	90 mm
Length of sensor	30 mm
Width of sensor	130 mm

Ambient conditions

Protection class	IP 67 to IEC/EN 60529
Ambient temperature, minimum	-25 °C
Ambient temperature, maximum	+60 °C

Ambient conditions - Insulation value

Rated impulse withstand voltage	4 kV
---------------------------------	------

Electrical data

Thermal test current	6 A
	24 VAC/DC
Required rated short-circuit current to EN 60947-5-1	1,000 A
Electrical power consumption, maximum	10 W
Switching element	NO contact, NC contact
Switching principle	Creep circuit element
Switching frequency	1,000 /h

Other data

Note (applications)	sliding safety guard removable guard hinged safety guard
---------------------	--

Scope of delivery

Included in delivery	Actuators must be ordered separately.
----------------------	---------------------------------------

Notes

Note (Manual release)	For maintenance, installation, etc. For manual release using M5 triangular key, available as accessory
-----------------------	---

Ordering code

Product type description:

AZM 161 (1)-(2)(3)K(4)-(5)-(6)(7)

(1)

SK	Screw connection
CC	Cage clamps
ST	Connector M12, 8 and 4 pole (only for Us: 24 VAC/DC)

(2)

12/12	2 NO contacts/4 NC contacts
12/11	2 NO contacts / 3 NC contacts (conector version)
11/12	2 NO contacts / 3 NC contacts (conector version)

(3)

without Latching force 5 N

R Latching force 30 N

(4)

without Power to unlock

A Power to lock

(5)

without Lateral manual release

ED Manual release on the cover side

EU Manual release on the rear side

T Lateral emergency exit

TD Emergency exit on the cover side

TU Emergency exit on the rear side

N Emergency release

(6)

024 Us: 24 VAC/DC

110/230 Us: 110/230 VAC

(7)

G with LED (only for Us: 24 VAC/DC)

Pictures

Product picture (catalogue individual photo)



ID: kazm1f03

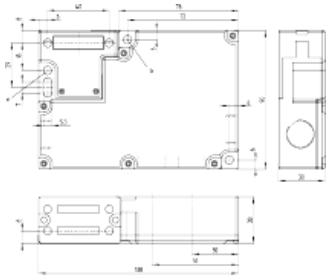
| 36,6 kB | .png | 74.083 x 55.739 mm - 210 x 158

Pixel - 72 dpi

| 60,1 kB | .jpg | 22.831 x 17.195 mm - 320 x 241 Pixel
- 356 dpi

| 698,5 kB | .jpg | 352.778 x 265.289 mm - 1000 x 752
Pixel - 72 dpi

Dimensional drawing basic component



ID: kazm1g09

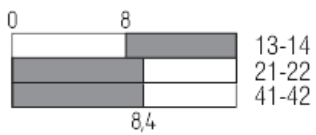
| 4,5 kB | .png | 74.083 x 62.442 mm - 210 x 177 Pixel
- 72 dpi

| 139,6 kB | .jpg | 352.778 x 298.097 mm - 1000 x 845
Pixel - 72 dpi

| 34,7 kB | .jpg | 112.889 x 95.25 mm - 320 x 270 Pixel
- 72 dpi

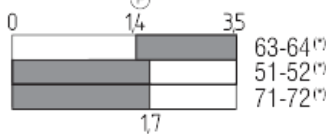
| 137,3 kB | .cdr |

Switch travel diagram



ID: kazm1s07

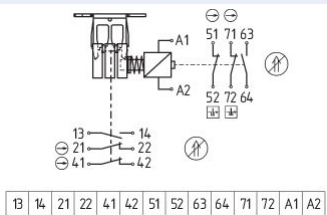
| 28,7 kB | .jpg | 112.889 x 97.367 mm - 320 x 276
Pixel - 72 dpi



| 17,7 kB | .cdr |

| 2,9 kB | .png | 74.083 x 63.853 mm - 210 x 181 Pixel
- 72 dpi

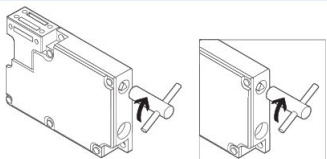
Diagram



ID: kazm1k29

| 30,4 kB | .jpg | 112.889 x 72.672 mm - 320 x 206
Pixel - 72 dpi

Operating principle



ID: kazm1a41

| 48,4 kB | .cdr |

K.A. Schmersal GmbH & Co. KG, Möddinghofe 3, D-42279 Wuppertal

The details and data referred to have been carefully checked. Images may diverge from original. Further technical data can be found in the manual. Technical amendments and errors possible.

Generated on 08.07.2020 18:50:20