



ZQ900-22-N

- Robust design
- Metal enclosure
- Position indicator
- Release push button
- Large wiring compartment
- External watertight collar
- 3 cable entries M 20 x 1.5
- wire pull and breakage detection
- Twisting of towing eye not possible
- one-side operation / wire up to 75 m long

Data

Ordering data

Product type description	ZQ 900-22N
Article number (order number)	101184475
EAN (European Article Number)	4030661332802
eCl@ss number, Version 9.0	27-37-12-01

Certifications

Certificates	TÜV EAC
--------------	------------

General data

Product name	ZQ 900
Standards	IEC/EN 60947-5-1 EN ISO 13850 IEC/EN 60947-5-5
Enclosure material	Zinc die-cast
Enclosure coating material	painted
Material of the contacts, electrical	Silver
Material of the cover	Glass-fibre, thermoplastic
Length of the wire, maximum	75 m

Gross weight 1,400 g

General data - Features

Emergency-Stop button Yes
Indicator lamp Yes
Number of auxiliary contacts 2
Number of safety contacts 2

Safety appraisal

Standards ISO 13849-1
Mission Time 20 Year(s)

Safety appraisal - Safety outputs

B10d Normally-closed contact (NC) 100,000 Operations

Mechanical data

Mechanical life, minimum 1,000,000 Operations

Mechanical data - Connection technique

Terminal Connector Screw connection
Cable section, minimum 0.75 mm²
Cable section, maximum 2.5 mm²
Note (Cable section) All indications about the cable section are including the conductor ferrules.

Mechanical data - Dimensions

Height of the Sensor, minimum 220.3 mm
Height of the Sensor, maximum 236.3 mm
Length of sensor 97.2 mm
Width of sensor 71.5 mm

Ambient conditions

Protection class IP 65 to IEC/EN 60529
Ambient temperature, minimum -25 °C
Ambient temperature, maximum +70 °C
Relative humidity, minimum 30 %

Relative humidity, maximum 95 %

Ambient conditions - Insulation value

Rated impulse withstand voltage 6 kV

Electrical data

Thermal test current 6 A
Utilisation category AC-15 230 VAC
Utilisation category AC-15 4 A
Utilisation category DC-13 24 VDC
Utilisation category DC-13 1 A
Switching element NO contact, NC contact
Switching principle Snap switch element

Notes

Note (General) For lengths of over 10 m, intermediate wire supports must be installed every 3 to 5 m.
Recommended cable lengths for pull-wire Emergency-Stop switches in relation to the range of ambient temperature.
As the thimbles are subject to deformation in case of wire pull, the wire should be pulled several times after fitting. After that, the wire must be re-tensioned using the eyebolt or the tensioner.
The screwed G24-M20 indicator lamp must be ordered separately, see accessories.

Ordering code

Product type description:

ZQ 900-(1)(2)

(1)

11 1 NO contacts/1 NC contact
13 1 NO contacts/3 NC contact
22 2 NO contacts/2 NC contact
02 2 NC contact
04 4 NC contact

(2)

without without emergency-stop button

N with emergency-stop button

Pictures

Product picture (catalogue individual photo)



ID: kzq90f08

| 137,1 kB | .jpg | 27.093 x 58.928 mm - 320 x 696

Pixel - 300 dpi

| 81,0 kB | .png | 74.083 x 161.219 mm - 210 x 457

Pixel - 72 dpi

| 14,6 kB | .jpg | 86.783 x 188.736 mm - 246 x 535

Pixel - 72 dpi

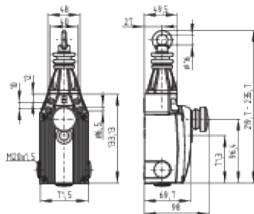
| 1,0 MB | .jpg | 352.778 x 767.997 mm - 1000 x 2177

Pixel - 72 dpi

| 132,6 kB | .png | 22.945 x 50.038 mm - 271 x 591

Pixel - 300 dpi

Dimensional drawing basic component



ID: 1zq-9g03

| 12,7 kB | .png | 74.083 x 51.506 mm - 210 x 146

Pixel - 72 dpi

| 145,7 kB | .jpg | 352.778 x 245.181 mm - 1000 x 695

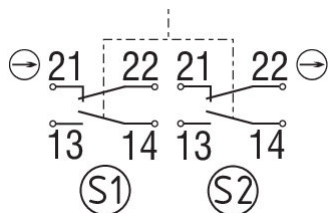
Pixel - 72 dpi

| 64,6 kB | .cdr |

| 32,0 kB | .jpg | 112.889 x 78.317 mm - 320 x 222

Pixel - 72 dpi

Diagram



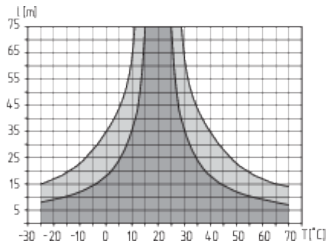
ID: ktf--k12

| 17,9 kB | .cdr |

| 29,8 kB | .jpg | 112.889 x 73.378 mm - 320 x 208

Pixel - 72 dpi

Characteristic curve



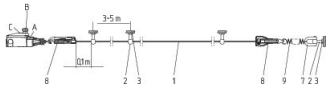
ID: kzq90d02

| 49,0 kB | .jpg | 112.889 x 82.55 mm - 320 x 234 Pixel
- 72 dpi

| 8,9 kB | .png | 74.083 x 53.975 mm - 210 x 153 Pixel
- 72 dpi

| 37,5 kB | .cdr |

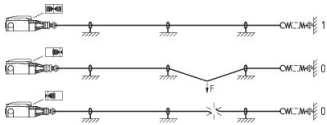
Operating principle



ID: kzq90a11

| 191,8 kB | .cdr |

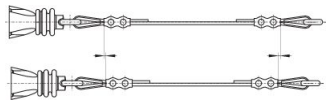
Operating principle



ID: kzq90a13

| 72,1 kB | .cdr |

Operating principle



ID: kzq90a03

| 28,7 kB | .cdr |

K.A. Schmersal GmbH & Co. KG, Möddinghofe 3, D-42279 Wuppertal

The details and data referred to have been carefully checked. Images may diverge from original. Further technical data can be found in the manual. Technical amendments and errors possible.

Generated on 08.07.2020 17:40:01