

BNS260-02Z-ST-R



- Long life
- Small body
- no mechanical wear
- 26 mm x 36 mm x 13 mm
- Insensitive to soiling
- Thermoplastic enclosure
- Connector M8 x 1, 4-pole
- Concealed mounting possible
- Insensitive to transverse misalignment

Data

Ordering data

Product type description	BNS 260-02Z-ST-R
Article number (order number)	101184361
EAN (European Article Number)	4030661321585
eCl@ss number, Version 9.0	27-27-24-02

Certifications

Certificates	DGUV
	TÜV
	cULus
	EAC

General data

Product name	BNS 260
Standards	IEC 60947-5-3 BG-GS-ET-14
Installation conditions (mechanical)	quasi-flush
Enclosure material	Glass-fibre, reinforced thermoplastic
Gross weight	18 g

General data - Features

Coding	Yes
Number of openers	2
Number of safety contacts	2

Safety appraisal

Standards	ISO 13849-1
Mission Time	20 Year(s)

Safety appraisal - Safety outputs

B10d Normally-closed contact (NC)	25,000,000 Operations
-----------------------------------	-----------------------

Mechanical data

Actuating element	Magnet
Door hinge	Right
Ensured switch distance "ON" S_{ao}	5 mm
Ensured switch distance "OFF" S_{ar}	15 mm
	Axial misalignment, a horizontal and vertical misalignment of the safety sensor and the actuator are tolerated. The possible misalignment depends on the distance of the active surfaces of the sensor and the actuator. The sensor remains active within the tolerance range.
Direction of motion	Head-on to the active surface

Mechanical data - Connection technique

Terminal Connector	Connector M8
--------------------	--------------

Mechanical data - Dimensions

Height of sensor	36 mm
Length of sensor	13 mm
Width of sensor	26 mm

Ambient conditions

Protection class	IP67
Ambient temperature, minimum	-25 °C
Ambient temperature, maximum	+70 °C
Storage and transport temperature, minimum	-25 °C

Storage and transport temperature, maximum	+70 °C
Resistance to vibrations to EN 60068-2-6	10 ... 55 Hz, amplitude 1 mm
Resistance to shock	30 g / 11 ms

Electrical data

Voltage type	DC (direct current)
Switching voltage, maximum	75 VDC
Switching current, maximum	0.4 A
Switching capacity, maximum	10 VA
Switching frequency, maximum	5 Hz

Scope of delivery

Included in delivery	Actuators must be ordered separately.
----------------------	---------------------------------------

Accessory

Recommendation (actuator)	BPS 260 SRB-E-301ST SRB-E-201LC
---------------------------	---------------------------------------

Notes

Note (General)	The number in brackets indicate the PIN number of the connector.
----------------	--

Circuit example

Note (Wiring diagram)	Contact S21-S22 and S11-S12 must be integrated in the safety circuit.
-----------------------	---

Ordering code

Product type description:

BNS 260-(1)(2)Z(3)-(4)-(5)

(1)

11 1 NO contacts/1 NC contact

02 2 NC contact

(2)

without with diagnostic output

/01 1 NC contact

(3)

without without LED switching conditions display

G with LED switching conditions display

(4)

without Pre-wired cable

ST with connector

(5)

L Door hinge on left-hand side

R Door hinge on right-hand side

Pictures

Product picture (catalogue individual photo)



ID: kbns2f04

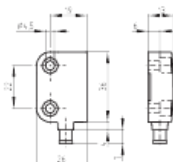
| 42,3 kB | .png | 74.083 x 60.325 mm - 210 x 171

Pixel - 72 dpi

| 63,6 kB | .jpg | 27.093 x 22.013 mm - 320 x 260 Pixel
- 300 dpi

| 540,4 kB | .jpg | 352.778 x 287.161 mm - 1000 x 814
Pixel - 72 dpi

Dimensional drawing basic component



ID: 1bns2g03

| 17,8 kB | .jpg | 112.889 x 78.317 mm - 320 x 222

Pixel - 72 dpi

| 24,9 kB | .cdr |

| 61,2 kB | .jpg | 352.778 x 245.181 mm - 1000 x 695
Pixel - 72 dpi

| 2,9 kB | .png | 74.083 x 51.506 mm - 210 x 146 Pixel
- 72 dpi

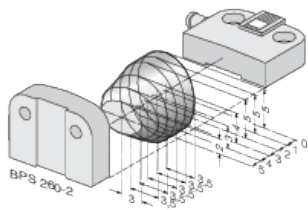
Diagram

(3) BK S11 → S12 BU (4)
(1) WH S21 → S22 BN (2)

ID: kbns2k25

| 60,6 kB | .jpg | 352.778 x 70.203 mm - 1000 x 199
Pixel - 72 dpi

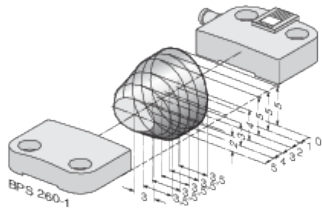
Characteristic curve



ID: kbns2d03

| 36,8 kB | .cdr |
| 40,4 kB | .jpg | 112.889 x 74.789 mm - 320 x 212
Pixel - 72 dpi
| 18,5 kB | .png | 74.083 x 49.036 mm - 210 x 139
Pixel - 72 dpi

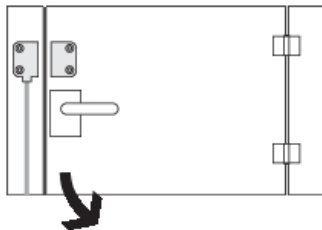
Characteristic curve



ID: kbns2d02

| 19,2 kB | .png | 74.083 x 49.389 mm - 210 x 140
Pixel - 72 dpi
| 40,8 kB | .jpg | 112.889 x 75.142 mm - 320 x 213
Pixel - 72 dpi
| 36,3 kB | .cdr |

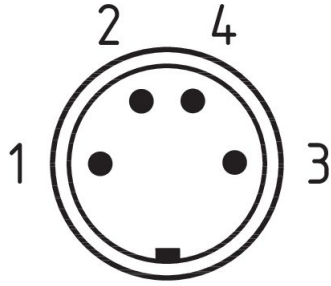
Clipart



ID: kbns2c01

| 20,1 kB | .cdr |
| 1,7 kB | .png | 74.083 x 52.564 mm - 210 x 149 Pixel
- 72 dpi

Contact arrangement



ID: km8--k4b

| 17,0 kB | .cdr |

K.A. Schmersal GmbH & Co. KG, Möddinghofe 3, D-42279 Wuppertal

The details and data referred to have been carefully checked. Images may diverge from original. Further technical data can be found in the manual. Technical amendments and errors possible.

Generated on 08.07.2020 19:13:14