

AZ17-11ZRK



- Long life
 - Small body
 - Multiple coding
 - cable gland M16
 - Double-insulated
 - 8 actuating planes
 - 30 mm x 60 mm x 30 mm
 - Insensitive to soiling
 - Thermoplastic enclosure
- High level of contact reliability with low voltages and currents

Data

Ordering data

Product type description	AZ 17-11ZRK
Article number (order number)	101133967
EAN (European Article Number)	4030661050911
eCl@ss number, Version 9.0	27-27-26-02

Certifications

Certificates	CE
	cULus
	CCC
	EAC

General data

Product name	AZ 17
	Low
Enclosure material	Plastic, glass-fibre reinforced thermoplastic, self-extinguishing
Material of the contacts, electrical	Silver
Gross weight	85 g

General data - Features

higher Latching force	Yes
Number of auxiliary contacts	1
Number of safety contacts	1

Safety appraisal

Standards	ISO 13849-1
Mission Time	20 Year(s)

Safety appraisal - Safety outputs

B10d Normally-closed contact (NC)	2,000,000 Operations
B10d Normally open contact (NO)	1,000,000 Operations
Note (B10d Normally open contact (NO))	at 10% I_e and ohmic load

Mechanical data

Mechanical life, minimum	1,000,000 Operations
Latching force	30 N
positive break travel	11 mm
Positive break force, minimum	17 N
Actuating speed, maximum	2 m/s

Mechanical data - Connection technique

Terminal Connector	IDC method of termination
Cable section, minimum	1 x 0.75 mm ²
Cable section, maximum	1 x 1 mm ²

Mechanical data - Dimensions

Height of sensor	85 mm
Length of sensor	30 mm
Width of sensor	30 mm

Ambient conditions

Protection class	IP 67 to IEC/EN 60529
------------------	-----------------------

Ambient conditions - Insulation value

Rated impulse withstand voltage	4 kV
---------------------------------	------

Electrical data

Thermal test current	10 A
Utilisation category AC-15	230 VAC
Utilisation category AC-15	4 A
Utilisation category DC-13	24 VDC
Utilisation category DC-13	4 A
Switching element	NO contact, NC contact
Switching principle	Creep circuit element

Scope of delivery

Included in delivery	Actuators must be ordered separately. Slot sealing plugs
----------------------	---

Notes

Note (General)	This type termination (IDC) method enables simple connection of flexible conductors without the need for the use of conductor ferrules
----------------	--

Ordering code

Product type description:

AZ 17-(1)Z(2)K-(3)-(4)-(5)

(1)

11	1 NO contacts/1 NC contact
02	2 NC contact

(2)

without	Latching force 5 N
R	Latching force 30 N

(3)

without	M16 cable gland
2243	Front cable entry
2243-1	Rear cable entry
ST	M12 connector, 4 pole

(4)

1637	Gold-plated contacts
-------------	----------------------

(5)

5M Cable length 5 m

6M Cable length 6 m

Pictures

Product picture (catalogue individual photo)



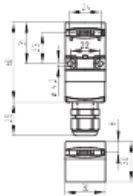
ID: kaz17f16

| 125,7 kB | .png | 74.083 x 177.094 mm - 210 x 502 Pixel - 72 dpi

| 183,8 kB | .jpg | 32 x 76.5 mm - 320 x 765 Pixel - 254 dpi

| 670,2 kB | .jpg | 221.192 x 529.167 mm - 627 x 1500 Pixel - 72 dpi

Dimensional drawing basic component



ID: 1az17g01

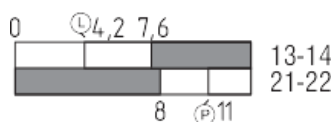
| 3,7 kB | .png | 74.083 x 51.858 mm - 210 x 147 Pixel - 72 dpi

| 32,7 kB | .cdr |

| 17,2 kB | .jpg | 112.889 x 79.022 mm - 320 x 224 Pixel - 72 dpi

| 67,0 kB | .jpg | 352.778 x 247.297 mm - 1000 x 701 Pixel - 72 dpi

Switch travel diagram



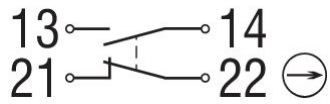
ID: kaz17s01

| 2,0 kB | .png | 74.083 x 26.458 mm - 210 x 75 Pixel - 72 dpi

| 15,8 kB | .jpg | 112.889 x 40.217 mm - 320 x 114 Pixel - 72 dpi

| 19,6 kB | .cdr |

Diagram

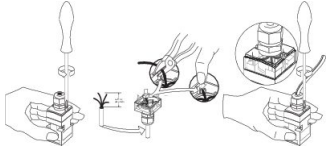


ID: kaz17k07

| 15,8 kB | .cdr |

| 17,3 kB | .jpg | 112.889 x 32.808 mm - 320 x 93 Pixel
- 72 dpi

Assembly example



ID: kaz17m02

| 210,2 kB | .cdr |

K.A. Schmersal GmbH & Co. KG, Möddinghofe 3, D-42279 Wuppertal

The details and data referred to have been carefully checked. Images may diverge from original. Further technical data can be found in the manual. Technical amendments and errors possible.

Generated on 08.07.2020 18:39:06