



IP 55 | TYPE 12, 13 | IK 10



The mild steel single door combinable floor standing enclosure range, MCS, with a IP 55 protection degree, is available off the shelf in many different sizes. This enclosure range is well suited for many different applications. The risk for component failure, and with that unnecessary downtime, is eliminated as water and dust are prevented from entering the enclosure.

Material: Frame: 1.5 mm painted steel. Door: 2 mm painted steel. Rear, roof and side panels: 1.5 mm painted steel. Mounting plate: 3 mm galvanized steel. Bottom plates: 1 mm galvanized steel.

Frame: Seam welded reversed open profiles with 25 mm hole pattern, according to DIN 43660. Including integrated external hole pattern.

Door: Mounted with four hinges allowing left or right hand opening. Including door frame with 25 mm hole pattern.

Rear panel: Fitted by M6 torx screws. Standard facilities for rear door mounting.

Side panels: Supplied as an accessory.

Roof panel: Removable.

Lock: Espagnolette 4-point locking system. Does not interfere with the enclosure inner space. Standard double-bit lock with 3 mm insert. Standard inserts, cylinders, lift handles and T-handles are available as accessories.

Bottom plates: Consists of three or four (D>600) pieces.

Mounting plate: Double folded and slides into position. Adjustable in depth by steps of 25 mm, with the MPD02 accessory. Supplied, attached on the outside of the enclosure packaging.

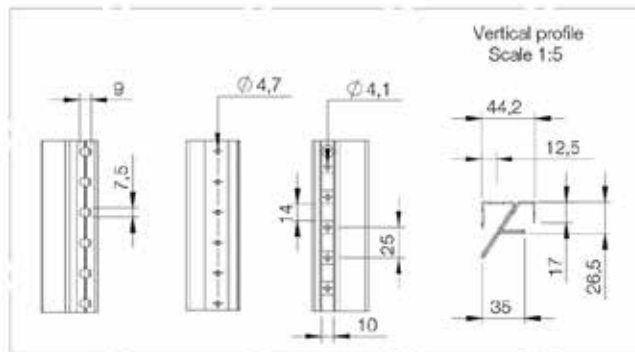
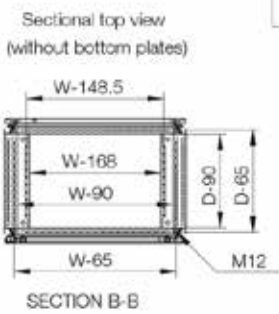
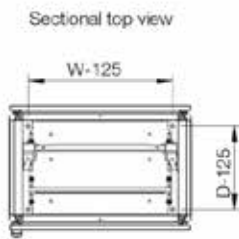
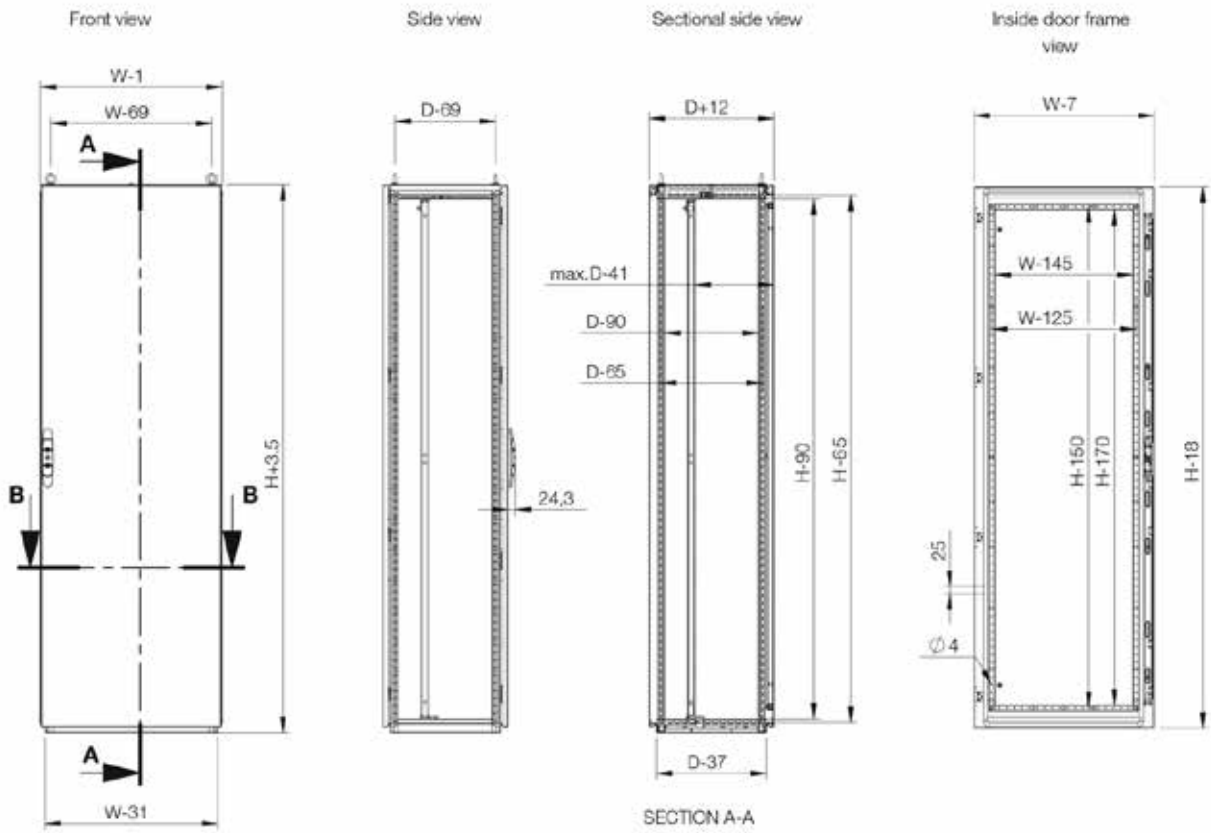
Earthing: All panels are earthed through their fittings and are equipped with a separate earthing stud.

Finish: RAL 7035 structured powder coating.

Protection: Complies with IP 55 | TYPE 12, 13 | IK 10.

Mounting requirements: Standard delivery ready for combined installation. For stand-alone installation add side panels.

Delivery: Frame with fitted door, rear panel, roof panel, bottom plates, mounting plate (not included for PER5 version) and door frame. For 400 mm wide enclosures, a mounting plate, bottom plates and door frame are not included. For enclosures 2200 mm height, delivery includes two CMB profiles mounted in depth. Delivery also includes earthing bolts. Delivered on a pallet which is identical to the width of the enclosure to allow baying without removal. All packing material is recyclable.



With mounting plate

Enclosure dimensions			Mounting plate dimensions		Usable depth	Item no.
H	W	D	h	w	d	
1800	600	600	1694	494	559	MCS18066R5
1800	800	500	1694	694	459	MCS18085R5
1800	800	600	1694	694	559	MCS18086R5
1800	1000	500	1694	894	459	MCS18105R5
2000	600	500	1894	494	459	MCS20065R5
2000	600	600	1894	494	559	MCS20066R5
2000	600	800	1894	494	759	MCS20068R5
2000	800	500	1894	694	459	MCS20085R5
2000	800	600	1894	694	559	MCS20086R5
2000	800	800	1894	694	759	MCS20088R5
2000	1000	500	1894	894	459	MCS20105R5
2000	1000	600	1894	894	559	MCS20106R5
2200	600	600	2094	494	559	MCS22066R5
2200	600	800	2094	494	759	MCS22068R5
2200	800	600	2094	694	559	MCS22086R5
2200	800	800	2094	694	759	MCS22088R5