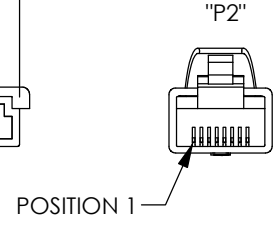
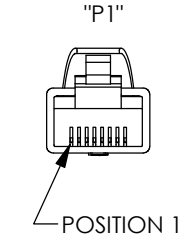
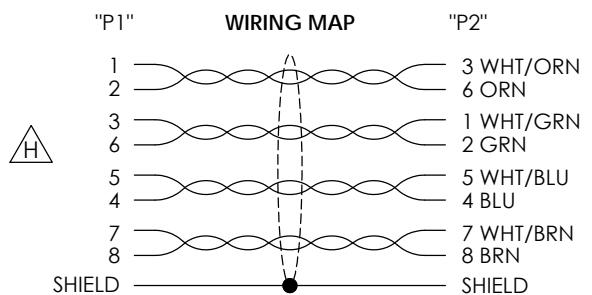
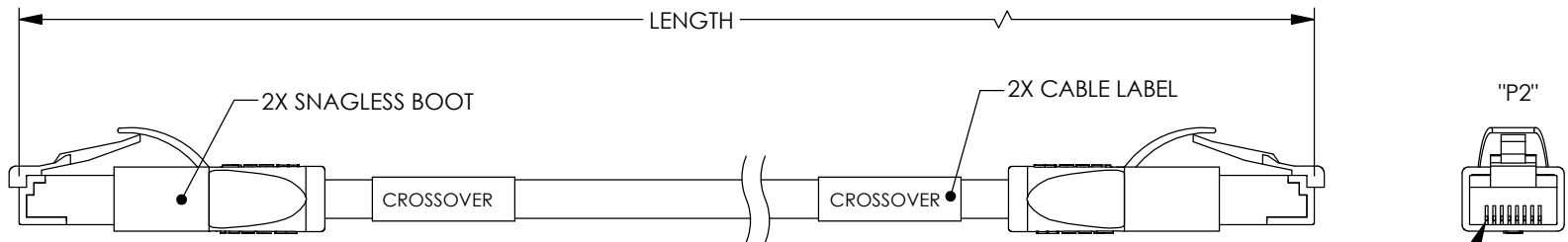


8 7 6 5 4 3 2 1

THE INFORMATION CONTAINED IN THIS DRAWING IS THE SOLE PROPERTY OF L-COM, INC. ANY REPRODUCTION IN PART OR WHOLE WITHOUT THE WRITTEN PERMISSION OF L-COM, INC. IS PROHIBITED.

REVISIONS			
REV	DESCRIPTION	DATE	APPROVED
G	ECN 5811: DELETED SHIELDING NOTE, REVISED PACKAGING NOTE	11/1/11	D.FRISIELLO
H	ECN 7327: REVISED ALL NOTES, FORMAT, ROHS, WIRING MAP	3/7/14	D.FRISIELLO



**NOTES:**

**MATERIAL:**  
 PLUG HOUSING: POLYCARBONATE, CLEAR, UL94V-0  
 CONTACTS: PHOSPHOR BRONZE  
 CABLE JACKET: PVC, GRAY (RAL 7044)  
 SNAGLESS BOOT: LSZH THERMOPLASTIC, RED

**FINISH:**  
 CONTACTS: 50 μINCHES GOLD IN CONTACT AREA  
 OVER 100 μINCHES NICKEL PLATE OVERALL.  
 SHIELDING: NICKEL PLATED.

**CABLE CHARACTERISTICS:**  
 UL STYLE 2835, TYPE CMG  
 FOUR TWISTED PAIRS CAT5E CABLE, 26AWG STRANDED BARE COPPER WITH ALUMINUM/POLYESTER FOIL SHIELD AND DRAIN WIRE.

**MISCELLANEOUS:**  
 PLUG CONFORMS TO TIA-1096.  
 OPERATING TEMPERATURE RANGE: -10°C TO +75°C.  
 CABLE ASSEMBLY SHALL BE TESTED FOR CONTINUITY.  
 CABLE ASSEMBLY SHALL BE INDIVIDUALLY PACKAGED IN ACCORDANCE WITH L-COM SPECIFICATION PS-0031.

**REGULATORY COMPLIANCE:**  
 CE2011/65/EU (RoHS DIRECTIVE)

PART NUMBER	LENGTH		PART NUMBER	LENGTH	
	FEET	METERS		FEET	METERS
TRD855XCR-1	1	0.31	TRD855XCR-30	30	9.14
TRD855XCR-2	2	0.61	TRD855XCR-40	40	12.19
TRD855XCR-3	3	0.91	TRD855XCR-50	50	15.24
TRD855XCR-5	5	1.52	TRD855XCR-60	60	18.29
TRD855XCR-7	7	2.13	TRD855XCR-75	75	22.86
TRD855XCR-10	10	3.05	TRD855XCR-80	80	24.38
TRD855XCR-15	15	4.57	TRD855XCR-90	90	27.43
TRD855XCR-20	20	6.1	TRD855XCR-100	100	30.48
TRD855XCR-25	25	7.62			

UNLESS OTHERWISE SPECIFIED, DIMENSIONS ARE IN INCHES [mm] OVERALL CABLE LENGTH TOLERANCE: ≤12 [305] = +1 [25] / -0 >12 [305] ≤60 [1524] = +2 [51] / -0 >60 [1524] ≤120 [3048] = +4 [102] / -0 >120 [3048] ≤300 [7620] = +6 [152] / -0 >300 [7620] = +5% / -0% ALL OTHER DIMENSIONAL TOLERANCES: .X = ± .2 [5.08] .XX = ± .02 [.51] .XXX = ±.005 [0.13]	APPROVALS DRAWN BY MCCORMICK CHECKED BY D.PARHAM APPROVED BY R.CARRICK	DATE 12/27/01 12/27/01 12/27/01	45 BEECHWOOD DRIVE NORTH ANDOVER, MA 01845	
	CONFIGURATION DETAILS OF UNDIMENSIONED FEATURES MAY VARY			CATEGORY TELECOM/MODULAR
	PROJECTION 	COLOR VARIATIONS MAY OCCUR	SIZE <b>A</b>	FSCM NO. <b>43321</b>
			DWG. NO. TRD855XCR	REV. <b>H</b>
		SCALE: NONE	CAD FILE: TRD855XCR.SLDDRW	
		SHEET 1 OF 1		