

# Power supply · regulated, 120 W, 3-phase

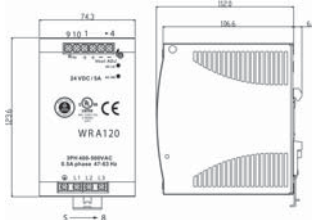
## Switchmode power supply, PFC, 3-phase

Input: wide-range input AC 340–576 V, DC 480–820 V

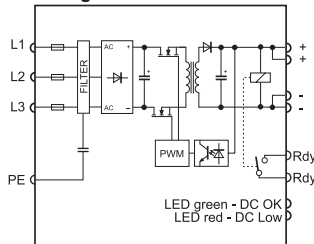
Output: 24 V, adjustable



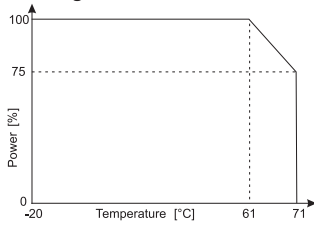
### Dimensions



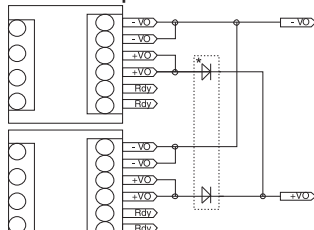
### PIN assignment



### Derating



### Redundant operation



\* Redundant Module 722987

Description	Part-No.	Type	PU
<b>Screw terminal</b>			
Output voltage/current	DC 24 V/ 5 A	722803	WRA120-24
			1
<b>Input</b>			
<b>WRA120-24</b>			
Nominal voltage	3× AC 380–480 V		
Operation voltage range	3× AC 340–575 V, 3× DC 480–820 V		
Line frequency	47 – 63 Hz		
Rated current	U <sub>i</sub> = AC 380 V: 0.5 A / U <sub>i</sub> = AC 500 V: 0.35 A		
Inrush current	10 A		
Internal fuse	3×T2, 0 A / AC 600 V		
External fuse	Automatic: 3 × B 6 A		
Power Factor Correction P.F.C.	0.6		
<b>Output</b>			
Rated voltage output	DC 24 V		
Rated current output	5 A		
Max. output current	–		
Short-circuit current	–		
Voltage trim range	22.5/28.5 V		
Accuracy	1 %		
Line regulation	±1 %		
Load regulation	±1 %		
Rise time	1 s		
Temperature coefficient	±0.03 % / °C		
Ripple & Noise	100 mV		
Hold up time	min. 20 ms		
Status indication DC ON LED green	≥17.6–19.4 V		
Status indication DC LOW LED red	≤17.6–19.4 V		
Parallel/redundant operation	max. 2 devices / via external diodes		
Efficiency	89 %		
Low power loss	16 W (AC 380 V)		
Rated over load protection	115 - 135 %, temperature: disconnection at 100–110°C and automatic activation when cool off		
Over voltage protection	125–137 %		
Short circuit characteristics	Hiccup-mode		
<b>General</b>			
Switching frequency	approx. 70 kHz		
Insulation voltage input/output	AC 3.0 kV <sub>eff</sub>		
Insulation voltage input / ground	AC 1.5 kV <sub>eff</sub>		
Insulation voltage output / ground	–		
Insulation resistance at DC 500 V	100 MΩ		
Operation temperature range	-25 °C – 71 °C (derating)		
Derating	Capacity: -2.5% / °C starting at +61 °C		
Storage temperature range	-25 °C – 85 °C		
M.T.B.F.	559000 h		
Relative humidity	20–90% RH, non-condensing		
Dimensions (w × h × d) in mm	74.3 × 123.6 × 118.8		
Cooling	Natural air cooling, 25 mm distance on all sides		
Housing material	Metal		
Shock resistance	–		
Vibration resistance	–		
Field installation	rail TS 35 (EN 50022)		
Application height	3000 m		
Installation position	vertical		
Protection class	IP 20		
IP rating	I (SELV, PELV)		
Overvoltage category	II		
Pollution degree	2		
Weight (kg/piece)	0.800		
Termination	Screw terminal: 0.2–4.0 mm <sup>2</sup> , max. 0.62 Nm		
Approvals	UL: UL 508 listed, cUL: UL 60950-1 accepted, TÜV: EN 60950-1; CE: EN 61000-6-3 / EN 55022 Class B, EN 61000-3-2, EN 61000-3-3, EN 61000-6-2, EN 55024 Class I, Division 2, Groups A, B, C and D		
<b>Monitoring</b>			
DC ON Control (Rdy)	Normally open		
Switching voltage	DC 60 V		
Switching current	max. 300 mA		
Switching capacity	–		
Insulation voltage	DC 500 V		