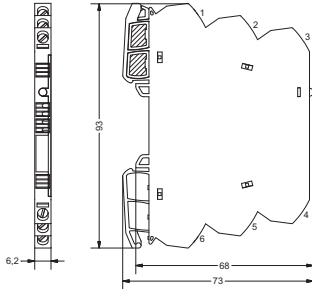


Interface Technology · LCIS Mechanical Relay

Output Relay Interface, relay with 1 directional contact / SPDT relay
AC/DC 250 V, 6 A, 1500 VA
Screw terminal / Push-In, contact material: AgSnO₂ + 5 µm HV

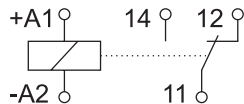


Dimensions

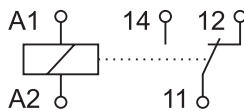


PIN assignment

DC 24 V



AC/DC 24 V, AC/DC 115 V, AC/DC 230 V



Description	Part-No.	Type	PU	
Screw terminal				
Rated voltage U _N	DC 24 V	760020.0010 S*	LCIS-RGA24DC-S-1U-HTV 5	
	AC/DC 24 V	760021.0010 S*	LCIS-RGA24UP-S-1U-HTV 5	
	AC/DC 115 V	760051.0010 A*	LCIS-RGA120UP-S-1U-HTV 5	
	AC/DC 230 V	760061.0010 S*	LCIS-RGA230UP-S-1U-HTV 5	
Push-In				
Rated voltage U _N	DC 24 V	761020.0010 S*	LCIS-RGA24DC-PI-1U-HTV 5	
	AC/DC 24 V	761021.0010 S*	LCIS-RGA24UP-PI-1U-HTV 5	
	AC/DC 115 V	761051.0010 A*	LCIS-RGA120UP-PI-1U-HTV 5	
	AC/DC 230 V	761061.0010 S*	LCIS-RGA230UP-PI-1U-HTV 5	
Input				
	DC 24 V	AC/DC 24 V	AC/DC 115 V	AC/DC 230 V
Input voltage range	19.2 – 30 V		92 – 126.5 V	184 – 253 V
Rated current I _N	11 mA	13 mA	7 mA	3.5 mA
Interrupting voltage	<1.7 V		<2.0 V	<7.7 V
Protection device	Reverse diode		Bridge rectifier	
Max. length of connecting lead	DC: 1000 m / AC: 500 m			
Status display input	LED green			
Rated frequency	50 – 60 Hz			
Output				
Contact type	1 changeover contacts / SPDT			
Min. switching voltage	AC/DC 1 V			
Max. switching voltage	AC/DC 250 V			
Min. switching current	AC/DC 1 mA			
Max. switching current	AC/DC 6 A			
Switching capacity AC 15	3 A			
Switching capacity DC 13	1 A @ 24 V 200 mA @ 125 V 100 mA @ 250 V			
Max. switching capacity	1500 VA / 30 W			
Contact material	AgSnO ₂ + 5 µm HV			
Mechanical service life	> 5 x 10 ⁷ operations			
Switch-on delay	5 ms			10 ms
Shutdown delay	10 ms			15 ms
Clearance/creepage. dist. (control/load side)	>5.5 mm			
Inrush current	16 A (4 ms)			
General				
Housing material	PA 6.6 (UL 94 V-0)			
Colour of the housing	RAL 7012 basalt grey			
Protection class	IP20			
Mounting	DIN rail mountable TS35 (EN 60715)			
Installation position	any			
Insulation voltage input / output	AC 4.0 kV _{eff}			
Rated insulation voltage (EN 50178)	300 V			
Safe isolation	yes			
Operation temperature range	-25 °C ... +60 °C			
Storage temperature range	-40 °C ... +85 °C			
Dimensions (w × h × d)	6.2 × 93.0 × 73.0 mm			
Weight	0.025 kg/piece			
Connection device	Screw terminal single wire 0.25 mm ² –2.5 mm ² / AWG 20–14 fine stranded wire with ferrule 0.25 mm ² –1.5 mm ² / AWG 20–16	Push-In single wire 0.25 mm ² –2.5 mm ² / AWG 20–14 fine stranded wire with ferrule 0.25 mm ² –1.5 mm ² / AWG 20–16		16
Standards	EN 60947-5-1			
Approvals	cULus, DNV GL			
Comments				
Hard gold-plated contacts: So that the gold layer is not damaged, the specified values are not permitted to be exceeded. At higher switching capacity, the gold layer vaporizes. The deposition in the housing can lead to sparkovers between the coil and contact.				