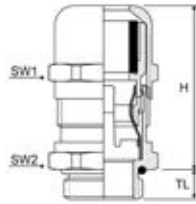


# LUTZE TOP-T Fittings EMC Metric and NPT

Metal EMC (Electro Magnetic Compatibility), Quick Installation, Vibration Proof



## Characteristics

- Adapts to different size cable shields
- 360° vibration proof shield termination
- Integrated strain relief
- Wide sealing and clamping range
- Updated design for easy installation
- Easy insertion of the cable from either end of the fitting
- Low contact resistance due to large alloy copper contacts
- Manufactured acc to EN 62444

## Specifications

Connecting thread	Metric EN 60423 NPT ANSI B1.20.1
Temperature range	
Permanent	-20°C - +100°C / -4°F - +212°F
Intermittent	-40°C - +150°C / -40°F - +302°F
Protection class	IP68 EN 60529
Material	
Body	Brass, nickel plated
Seal	CR Chloroprene
	Rubber
O-ring	NBR (metric) No O-ring for NPT

## Item Specific Approvals

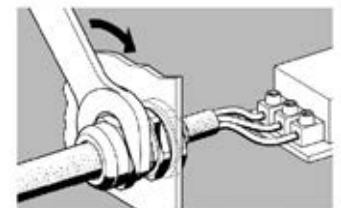
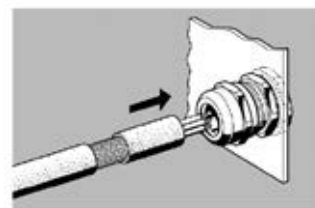
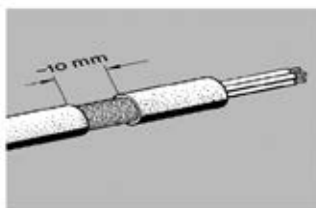
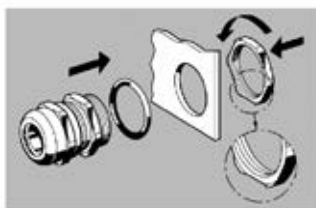
- UL Recognized (R) or UL Listed (L), as per table
- Type 4X UL Listed items

Locknuts sold separately.

Part No.	Thread	Clamping Range Ø inches	Clamping Range Ø mm	TL mm	SW1 mm	SW2 mm	H mm	UL R/L
<b>METRIC</b>								
<b>FMM16-CV</b>	M16x1.5	0.197-0.394	5-10	6	20	20	27	R
<b>FMM20-CV</b>	M20x1.5	0.295-0.551	7.5-14	8	24	26	32	L
<b>FMM25-CV</b>	M25x1.5	0.394-0.709	10-18	8	30	30	35	L
<b>FMM32-CV</b>	M32x1.5	0.630-0.984	16-25	9	40	40	44	L
<b>FMM40-CV</b>	M40x1.5	0.866-1.260	22-32	9	50	50	51.5	L
<b>FMM50-CV</b>	M50x1.5	1.181-1.496	30-38	9	58	58	64	L
<b>FMM63-CV</b>	M63x1.5	1.457-2.087	34-44	10	75	75	65	L

<b>METRIC LONG THREAD</b>								
Part No.	Thread	Clamping Range Ø inches	Clamping Range Ø mm	TL mm	SW1 mm	SW2 mm	H mm	UL R/L
<b>FMM16-CVL</b>	M16x1.5	0.197-0.394	5-10	10	20	20	27	R
<b>FMM20-CVL</b>	M20x1.5	0.295-0.551	7.5-14	10	24	26	32	L
<b>FMM25-CVL</b>	M25x1.5	0.394-0.709	10-18	12	30	30	35	L
<b>FMM32-CVL</b>	M32x1.5	0.630-0.984	16-25	15	40	40	44	L
<b>FMM40-CVL</b>	M40x1.5	0.866-1.260	22-32	15	50	50	51.5	L
<b>FMM50-CVL</b>	M50x1.5	1.181-1.496	30-38	15	58	58	64	L
<b>FMM63-CVL</b>	M63x1.5	1.457-2.087	34-44	15	75	75	65	L

<b>NPT</b>								
Part No.	Thread	Clamping Range Ø inches	Clamping Range Ø mm	TL mm	SW1 mm	SW2 mm	H mm	UL R/L
<b>FMNPT38-CV</b>	NPT 3/8"	0.197-0.394	5-10	11.5	20	20	21.5	R
<b>FMNPT12-CV</b>	NPT 1/2"	0.295-0.551	7.5-14	15	24	24	24.5	L
<b>FMNPT34-CV</b>	NPT 3/4"	0.394-0.709	10-18	15	30	30	27.5	L
<b>FMNPT10-CV</b>	NPT 1"	0.630-0.984	16-25	20	40	40	32.5	L
<b>FMNPT114-CV</b>	NPT 1 1/4"	0.866-1.260	22-32	20	50	50	42	L
<b>FMNPT112-CV</b>	NPT 1 1/2"	1.181-1.496	30-38	22	58	58	50	L
<b>FMNPT20-CV</b>	NPT 2"	1.339-1.732	34-44	22	64	68	50	L



Shield termination fittings with special copper alloy contacts providing excellent electrical properties and easy installation.

Specifications are subject to change without prior notice

