

KRPA-11DG-24

✓ ACTIVE

Potter & Brumfield | Potter & Brumfield KRPA

TE Internal #: 4-1393104-5

Potter & Brumfield KRPA, Power Relays, Industrial Panel Plug-In,  
Monostable, DC, 1000 – 1500mW Coil Power Rating Class, 1250mW  
Coil Power Rating DC

[View on TE.com >](#)



Relays, Contactors & Switches > Relays > Power Relays



Power Relay Type: **Industrial Panel Plug-In**  
Coil Magnetic System: **Monostable, DC**  
Coil Power Rating Class: **1000 – 1500 mW**  
Coil Power Rating DC: **1250 mW**  
Coil Resistance: **472 Ω**

Features

Product Type Features

Power Relay Type	Industrial Panel Plug-In
------------------	--------------------------

Electrical Characteristics

Insulation Initial Dielectric Between Coil & Contact Class	500 – 1000 V
Insulation Initial Dielectric Between Contacts & Coil	1000 Vrms
Actuating System	DC
Insulation Initial Dielectric Between Open Contacts	1000 Vrms
Contact Limiting Making Current	10 A
Contact Limiting Short-Time Current	10 A
Contact Limiting Continuous Current	10 A
Insulation Initial Dielectric Between Adjacent Contacts	1000 Vrms
Insulation Initial Resistance	1000 MΩ
Contact Limiting Breaking Current	10 A
Coil Magnetic System	Monostable, DC
Coil Power Rating Class	1000 – 1500 mW
Coil Power Rating DC	1250 mW
Coil Resistance	472 Ω
Coil Special Features	UL Coil Insulation Class B
Coil Voltage Rating	24 VDC



Contact Switching Load (Min)	300mA @ 12V
Contact Voltage Rating	240 VAC

Body Features

Product Weight	85 g[2.988 oz]
----------------	----------------

Contact Features

Contact Arrangement	2 Form C (CO)
Contact Current Class	5 – 10 A, 16 A
Contact Current Rating (Max)	10 A
Contact Material	AgCdO
Contact Number of Poles	2
Terminal Type	Plug-In

Mechanical Attachment

Relay Mounting Type	Socket
---------------------	--------

Dimensions

Length Class (Mechanical)	35 – 40 mm
Height Class (Mechanical)	50 – 60 mm
Width Class (Mechanical)	30 – 40 mm
Product Width	35.7 mm[1.405 in]
Product Length	35.7 mm[1.406 in]
Product Height	50.8 mm[2 in]

Usage Conditions

Environmental Ambient Temperature Class	50 – 70 °C
Environmental Ambient Temperature (Max)	70 °C[158 °F]
Environmental Category of Protection	RTI
Operating Temperature Range	-45 – 70 °C

Packaging Features

Packaging Method	Tray
------------------	------

Product Compliance

For compliance documentation, visit the product page on TE.com>

EU RoHS Directive 2011/65/EU	Compliant with Exemptions
EU ELV Directive 2000/53/EC	Not Compliant



China RoHS 2 Directive MIIT Order No 32, 2016	Restricted Materials Above Threshold
EU REACH Regulation (EC) No. 1907/2006	Current ECHA Candidate List: JUN 2020 (209) Candidate List Declared Against: JUN 2018 (191) Does not contain REACH SVHC
Halogen Content	Low Halogen - Br, Cl, F, I < 900 ppm per homogenous material. Also BFR/CFR/PVC Free
Solder Process Capability	Not applicable for solder process capability

Product Compliance Disclaimer

This information is provided based on reasonable inquiry of our suppliers and represents our current actual knowledge based on the information they provided. This information is subject to change. The part numbers that TE has identified as EU RoHS compliant have a maximum concentration of 0.1% by weight in homogenous materials for lead, hexavalent chromium, mercury, PBB, PBDE, DBP, BBP, DEHP, DIBP, and 0.01% for cadmium, or qualify for an exemption to these limits as defined in the Annexes of Directive 2011/65/EU (RoHS2). Finished electrical and electronic equipment products will be CE marked as required by Directive 2011/65/EU. Components may not be CE marked. Additionally, the part numbers that TE has identified as EU ELV compliant have a maximum concentration of 0.1% by weight in homogenous materials for lead, hexavalent chromium, and mercury, and 0.01% for cadmium, or qualify for an exemption to these limits as defined in the Annexes of Directive 2000/53/EC (ELV). Regarding the REACH Regulation, the information TE provides on SVHC in articles for this part number is based on the latest European Chemicals Agency (ECHA) 'Guidance on requirements for substances in articles' posted at this URL: <https://echa.europa.eu/guidance-documents/guidance-on-reach>

Compatible Parts

TE Model / Part # 1393143-6  
27E122=SOCKET,KRP,8,SCW,PLES

TE Model / Part # 2-1419106-3  
27E891=SOCKET,KRPA,8,OCTAL,POL

TE Model / Part # 4-1393099-5  
KA-11DG-24=KA/KB/KC/KR







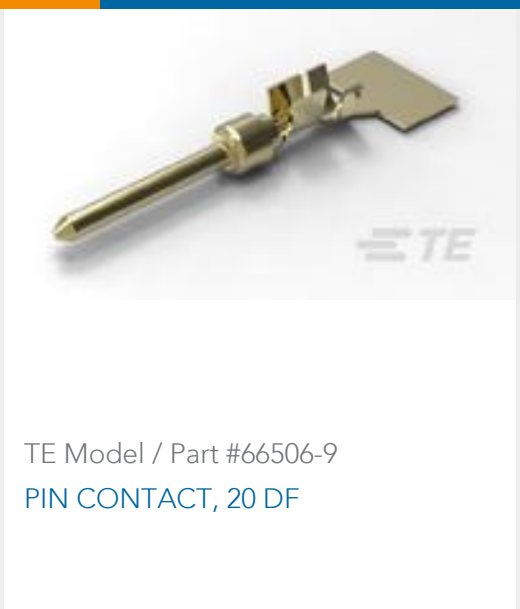



Also in the Series | Potter & Brumfield KRPA

Power Relays(120)

Relay Accessories, Sockets & Clips(5)

Customers Also Bought



Documents

CAD Files

3D PDF

3D

Customer View Model

ENG\_CVM\_CVM\_4-1393104-5\_D.2d\_dxf.zip

English

Customer View Model

ENG\_CVM\_CVM\_4-1393104-5\_D.3d\_igs.zip

English

Customer View Model

ENG\_CVM\_CVM\_4-1393104-5\_D.3d\_stp.zip

English

By downloading the CAD file I accept and agree to the [Terms and Conditions](#) of use.

Datasheets & Catalog Pages

KRPA, KRP, KA, KR 5 to 10 Amp General Purpose Relay

English

Industrial Relays Quick Reference Guide

English



---

**Product Specifications**

**Definitions Relays**

English

---

**Product Environmental Compliance**

**TE Material Declaration**

English