

5-147278-2 ✓ ACTIVE

AMPMODU | AMPMODU MTE


TE Internal #: 5-147278-2

AMPMODU MTE, PCB Mount Header, Right Angle, Wire-to-Board,  
3 Position, 2.54mm [.1in] Centerline, 1 Row, Gold, Black Housing  
Color, Shrouded

[View on TE.com >](#)



Connectors > PCB Connectors > Wire-to-Board Connectors > Wire-to-Board Headers & Receptacles



PCB Connector Assembly Type: **PCB Mount Header**

PCB Mount Orientation: **Right Angle**

Connector System: **Wire-to-Board**

Number of Positions: **3**

Centerline (Pitch): **2.54 mm [.1 in]**

## Features

### Product Type Features

PCB Connector Assembly Type	PCB Mount Header
Connector System	Wire-to-Board
Header Type	Shrouded
Sealable	No
Connector & Contact Terminates To	Printed Circuit Board

### Configuration Features

PCB Mount Orientation	Right Angle
Number of Positions	3
Number of Rows	1

### Electrical Characteristics

Dielectric Withstanding Voltage (Max)	600 V
Termination Resistance	15 mΩ
Insulation Resistance	5000 MΩ

### Contact Features

Contact Mating Area Length	5.84 mm[.23 in]
Mating Square Post Dimension	.64 mm[.025 in]
Contact Retention Within Housing	Without
PCB Contact Termination Area Plating Material Thickness	2.54 – 5.08 μm[100 – 200 μin]



PCB Contact Termination Area Plating Material Finish	Matte
Contact Shape & Form	Square
PCB Contact Termination Area Plating Material	Tin
Contact Base Material	Brass
Contact Mating Area Plating Material	Gold
Contact Mating Area Plating Material Thickness	.381 $\mu\text{m}$ [15 $\mu\text{in}$ ]
Contact Type	Pin
Contact Current Rating (Max)	3 A

### Termination Features

Square Termination Post & Tail Dimension	.64 mm[.025 in]
Termination Post & Tail Length	3.05 mm[.12 in]
Termination Method to Printed Circuit Board	Surface Mount

### Mechanical Attachment

Strain Relief	Without
Mating Alignment Type	Latched
Mating Alignment	With
Panel Mount Feature	Without
PCB Mount Retention Type	Hold-Down
Mating Retention Type	Polarized Lock
PCB Mount Alignment	Without
Mating Retention	With
PCB Mount Retention	With
Connector Mounting Type	Board Mount

### Housing Features

Centerline (Pitch)	2.54 mm[.1 in]
Housing Color	Black
Housing Material	Thermoplastic

### Dimensions

Connector Length	12.7 mm[.5 in]
Connector Height	6.65 mm[.262 in]
PCB Thickness (Recommended)	1.57 mm[.062 in]

### Usage Conditions



Housing Temperature Rating	High
Operating Temperature Range	-65 – 105 °C[-85 – 221 °F]

### Operation/Application

Circuit Application	Signal
---------------------	--------

### Industry Standards

Approved Standards	CSA LR7189, UL E28476
UL Flammability Rating	UL 94V-0
CSA Certified	Yes
CSA File Number	LR7189
UL File Number	E28476

### Packaging Features

Packaging Quantity	300
Packaging Method	Tape & Reel

### Other

Comment	Use Keying Tool No. 91417-1 to remove post for keying.
---------	--

## Product Compliance

[For compliance documentation, visit the product page on TE.com>](#)

EU RoHS Directive 2011/65/EU	Compliant
EU ELV Directive 2000/53/EC	Compliant
China RoHS 2 Directive MIIT Order No 32, 2016	No Restricted Materials Above Threshold
EU REACH Regulation (EC) No. 1907/2006	Current ECHA Candidate List: JUN 2020 (209) Candidate List Declared Against: JAN 2020 (205) Does not contain REACH SVHC
Halogen Content	Low Halogen - Br, Cl, F, I < 900 ppm per homogenous material. Also BFR/CFR/PVC Free
Solder Process Capability	Reflow solder capable to 260°C

#### Product Compliance Disclaimer

This information is provided based on reasonable inquiry of our suppliers and represents our current actual knowledge based on the information they provided. This information is subject to change. The part numbers that TE has identified as EU RoHS compliant have a maximum concentration of 0.1% by weight in homogenous materials for lead, hexavalent chromium, mercury, PBB, PBDE, DBP, BBP, DEHP, DIBP, and 0.01% for cadmium, or qualify for an exemption to these limits as defined in the Annexes of Directive 2011/65/EU (RoHS2). Finished electrical and electronic equipment products

will be CE marked as required by Directive 2011/65/EU. Components may not be CE marked. Additionally, the part numbers that TE has identified as EU ELV compliant have a maximum concentration of 0.1% by weight in homogenous materials for lead, hexavalent chromium, and mercury, and 0.01% for cadmium, or qualify for an exemption to these limits as defined in the Annexes of Directive 2000/53/EC (ELV). Regarding the REACH Regulation, the information TE provides on SVHC in articles for this part number is based on the latest European Chemicals Agency (ECHA) 'Guidance on requirements for substances in articles' posted at this URL: <https://echa.europa.eu/guidance-documents/guidance-on-reach>

## Compatible Parts



TE Model / Part # 5-103960-2  
8X3 MTE RCPT SR LATCH .100CL




TE Model / Part # 5-103957-2  
8X3 MTE RCPT SR LATCH .100CL



TE Model / Part # 5-103969-2  
8X3 MTE RCPT SR RIBBED .100CL



TE Model / Part # 5-103972-2  
8X3 MTE RCPT SR RIBBED .100CL




TE Model / Part # 91417-1  
TOOL, KEYING (AMPMODU MTE)


## Also in the Series | AMPMODU MTE



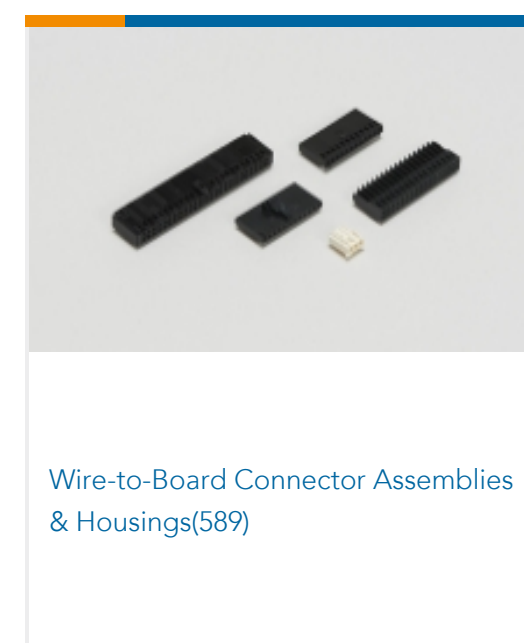
PCB Connector Shrouds(40)



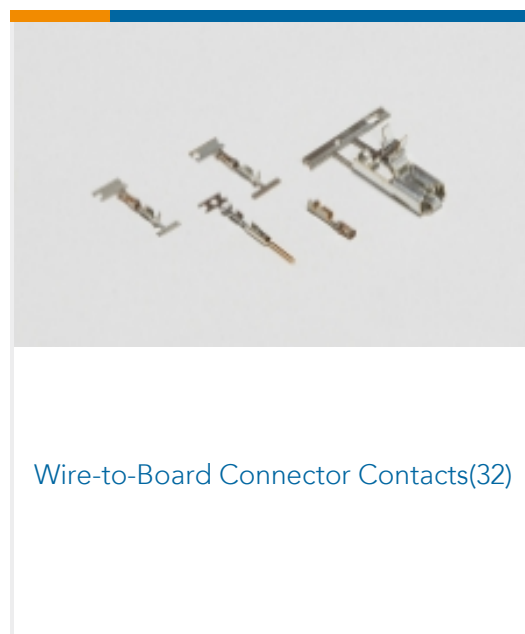
Ribbon Connector Accessories(1)



Standard Rectangular Connectors(1)



Wire-to-Board Connector Assemblies & Housings(589)



Wire-to-Board Connector Contacts(32)



Wire-to-Board Headers & Receptacles (738)

## Customers Also Bought



TE Model / Part #5-103168-7  
18 MODII HDR DRST SHRD .100CL



TE Model / Part #5221111-1  
JACK,PCB,VERTICAL,SERIES SMB



TE Model / Part #5-147278-5  
06 MTE HDR SRRRA SFMNT .100CL



TE Model / Part #5-147278-3  
04 MTE HDR SRRRA SFMNT .100CL



TE Model / Part #4-794628-0  
10P MICRO MNL ASSY,R/A,SMT LF



TE Model / Part #5787334-1  
HDR ASY,VERT,STR TAIL,7.2V



TE Model / Part #5-147278-1  
02 MTE HDR SRRRA SFMNT .100CL



TE Model / Part #2-647123-6  
06P MTA156 SHRD HDR ASSY SQ SN



TE Model / Part #5-146281-4  
04 MODII HDR SRST B/A LF



TE Model / Part #5-146274-6  
06 MODII HDR SRST B/A .100CL

## Documents

### Product Drawings

[03 MTE HDR SRRRA SFMNT .100CL](#)

English

### CAD Files

[3D PDF](#)

3D

Customer View Model

[ENG\\_CVM\\_CVM\\_5-147278-2\\_M.2d\\_dxf.zip](#)

English

Customer View Model

[ENG\\_CVM\\_CVM\\_5-147278-2\\_M.3d\\_igs.zip](#)

English

Customer View Model

[ENG\\_CVM\\_CVM\\_5-147278-2\\_M.3d\\_stp.zip](#)

English

By downloading the CAD file I accept and agree to the [Terms and Conditions](#) of use.

### Datasheets & Catalog Pages



[AMPMODU\\_INTERCONNECTION\\_SYSTEM\\_SECTION5\\_CONT](#)

English

[AMPMODU MTE INTERCONNECT SYSTEM](#)

English

---

[Product Specifications](#)

[Application Specification](#)

English

---

[Product Environmental Compliance](#)

[TE Material Declaration](#)

English