

2-640457-5 ✓ ACTIVE

MTA | MTA 100


TE Internal #: 2-640457-5

MTA 100, PCB Mount Header, Right Angle, Wire-to-Board, 25 Position, 2.54mm [.1in] Centerline, 1 Row, Tin, Natural Housing Color, Unshrouded

[View on TE.com >](#)



Connectors > PCB Connectors > Wire-to-Board Connectors > Wire-to-Board Headers & Receptacles



PCB Connector Assembly Type: **PCB Mount Header**

PCB Mount Orientation: **Right Angle**

Connector System: **Wire-to-Board**

Number of Positions: **25**

Centerline (Pitch): **2.54 mm [.1 in]**

Features

Product Type Features

PCB Connector Assembly Type	PCB Mount Header
Connector System	Wire-to-Board
Header Type	Unshrouded
Sealable	No
Connector & Contact Terminates To	Printed Circuit Board

Configuration Features

Number of Columns	25
PCB Mount Orientation	Right Angle
Number of Positions	25
Number of Rows	1

Electrical Characteristics

Operating Voltage	250 VAC
-------------------	---------

Contact Features

Contact Layout	Inline
Contact Mating Area Length	7.49 mm[.295 in]
Mating Square Post Dimension	.64 mm[.025 in]
Contact Retention Within Housing	Without



PCB Contact Termination Area Plating Material Thickness	3.81 μm [150 μin]
Contact Underplating Material Thickness	1.27 μm [50 μin]
PCB Contact Termination Area Plating Material Finish	Matte
Contact Shape & Form	Square
Contact Underplating Material	Nickel
PCB Contact Termination Area Plating Material	Tin
Contact Base Material	Copper Alloy
Contact Mating Area Plating Material	Tin
Contact Mating Area Plating Material Finish	Matte
Contact Mating Area Plating Material Thickness	3.81 μm [150 μin]
Contact Type	Post
Contact Current Rating (Max)	5 A

Termination Features

Square Termination Post & Tail Dimension	.64 mm[.025 in]
Termination Post & Tail Length	3.56 mm[.14 in]
Termination Method to Printed Circuit Board	Through Hole - Solder

Mechanical Attachment

Strain Relief	Without
Mating Alignment	Without
Panel Mount Feature	Without
Mating Retention Type	Friction Lock
PCB Mount Alignment	Without
Mating Retention	With
PCB Mount Retention	Without
Connector Mounting Type	Board Mount

Housing Features

Right Angle Bending Side	Front
Centerline (Pitch)	2.54 mm[.1 in]
Housing Color	Natural
Housing Material	Polyester - GF

Dimensions

Connector Length	63.5 mm[2.5 in]
Connector Height	5.71 mm[.225 in]



Connector Width	10.79 mm[.425 in]
-----------------	-------------------

PCB Thickness (Recommended)	1.6 mm[.063 in]
-----------------------------	-----------------

Usage Conditions

Operating Temperature Range	-55 – 105 °C[-67 – 221 °F]
-----------------------------	----------------------------

Operation/Application

Circuit Application	Signal
---------------------	--------

Industry Standards

CSA Rating	Certified
------------	-----------

UL Flammability Rating	UL 94V-0
------------------------	----------

Agency/Standard	CSA, UL
-----------------	---------

CSA File Number	LR7189
-----------------	--------

UL Rating	Recognized
-----------	------------

UL File Number	E28476
----------------	--------

Packaging Features

Packaging Quantity	1
--------------------	---

Packaging Method	Package
------------------	---------

Product Compliance

[For compliance documentation, visit the product page on TE.com>](#)

EU RoHS Directive 2011/65/EU	Compliant
------------------------------	-----------

EU ELV Directive 2000/53/EC	Compliant
-----------------------------	-----------

China RoHS 2 Directive MIIT Order No 32, 2016	No Restricted Materials Above Threshold
---	---

EU REACH Regulation (EC) No. 1907/2006	Current ECHA Candidate List: JUN 2020 (209) Candidate List Declared Against: JAN 2020 (205) Does not contain REACH SVHC
--	---

Halogen Content	Not Low Halogen - contains Br or Cl > 900 ppm.
-----------------	--

















Solder Process Capability	Wave solder capable to 265°C
---------------------------	------------------------------

Product Compliance Disclaimer

This information is provided based on reasonable inquiry of our suppliers and represents our current actual knowledge based on the information they provided. This information is subject to change. The part numbers that TE has identified as EU RoHS compliant have a maximum concentration of 0.1% by weight in homogenous materials for lead, hexavalent chromium, mercury, PBB, PBDE, DBP, BBP, DEHP, DIBP, and 0.01% for cadmium, or qualify for an exemption to these limits as defined in the Annexes of Directive 2011/65/EU (RoHS2). Finished electrical and electronic equipment products


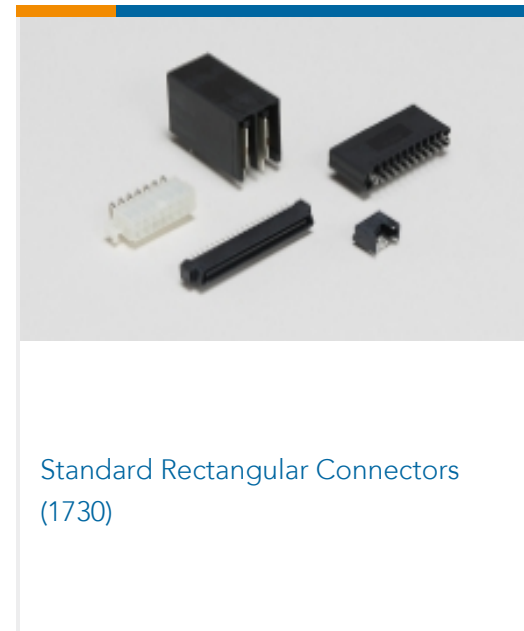
will be CE marked as required by Directive 2011/65/EU. Components may not be CE marked. Additionally, the part numbers that TE has identified as EU ELV compliant have a maximum concentration of 0.1% by weight in homogenous materials for lead, hexavalent chromium, and mercury, and 0.01% for cadmium, or qualify for an exemption to these limits as defined in the Annexes of Directive 2000/53/EC (ELV). Regarding the REACH Regulation, the information TE provides on SVHC in articles for this part number is based on the latest European Chemicals Agency (ECHA) 'Guidance on requirements for substances in articles' posted at this URL: <https://echa.europa.eu/guidance-documents/guidance-on-reach>

Compatible Parts

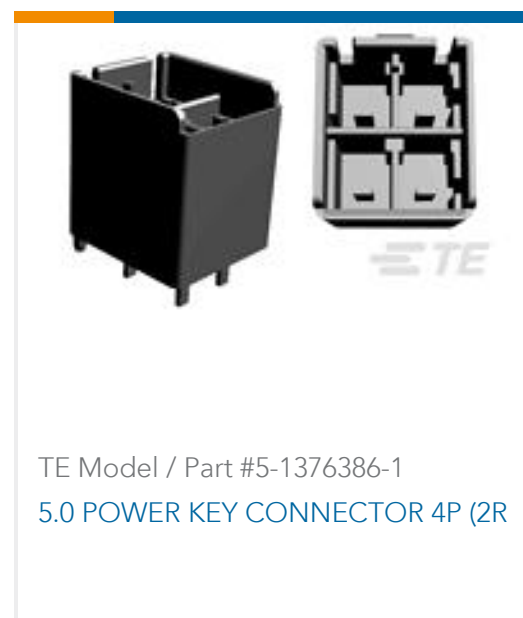
 <p>TE Model / Part # 5-643816-5 25P MTA100 CONN ASSY POL RIB</p>	 <p>TE Model / Part # 2-643075-5 25P MTA100 MOLDED COVER</p>	 <p>TE Model / Part # 5-643814-5 25P MTA100 CONN ASSY POL RIB</p>	 <p>TE Model / Part # 2-1375820-5 CST-100 II HOUSING 25 POS</p>
 <p>TE Model / Part # 2-640550-5 25P MTA100 COVER</p>	 <p>TE Model / Part # 2-640642-5 25P MTA100 COVER F/T</p>	 <p>TE Model / Part # 2-643077-5 25P MTA100 MOLDED COVER F/T</p>	 <p>TE Model / Part # 5-640440-5 25P MTA100 CONN ASSY 22AWG RED</p>
 <p>TE Model / Part # 5-640441-5 25P MTA100 CONN ASSY NATL</p>	 <p>TE Model / Part # 5-640442-5 25P MTA100 CONN ASSY BLU</p>	 <p>TE Model / Part # 5-640443-5 25P MTA100 CONN ASSY GRN</p>	 <p>TE Model / Part # 5-640468-5 25C MTA100 ASSY ON TAPE</p>
 <p>TE Model / Part # 5-640469-5 25P MTA100 CONN ASSY ON TAPE</p>	 <p>TE Model / Part # 5-640470-5 25P MTA100 CONN ASSY ON TAPE</p>	 <p>TE Model / Part # 5-640471-5 25P MTA100 CONN ASSY TAPE LF</p>	 <p>TE Model / Part # 5-640620-5 25CIR MTA100 FD THR ASSY RED</p>



Also in the Series | MTA 100



Customers Also Bought



Documents

Product Drawings

[25P MTA100 HDR ASSY SQ R/A F/L](#)

English

CAD Files

[3D PDF](#)

[3D](#)



3D PDF

English

Customer View Model

[ENG_CVM_2-640457-5_S.2d_dxf.zip](#)

English

Customer View Model

[ENG_CVM_2-640457-5_S.3d_igs.zip](#)

English

Customer View Model

[ENG_CVM_2-640457-5_S.3d_stp.zip](#)

English

Customer View Model

[ENG_CVM_CVM_2-640457-5_W.2d_dxf.zip](#)

English

Customer View Model

[ENG_CVM_CVM_2-640457-5_W.3d_igs.zip](#)

English

Customer View Model

[ENG_CVM_CVM_2-640457-5_W.3d_stp.zip](#)

English

By downloading the CAD file I accept and agree to the [Terms and Conditions](#) of use.

Datasheets & Catalog Pages

[MTA, CST-100 II, SL-156 and AMP Economy Power \(EP\) Connectors](#)

English