

T4010008041-000 ✓ ACTIVE



M8 Connector

TE Internal #: T4010008041-000

M8 Connector, Standard Circular Connectors, Wire-to-Wire, 4 Position, Sealable, Wire & Cable, 3A Contact Current Rating (Max), Signal, PBT

[View on TE.com >](#)

Connectors > Circular Connectors > Standard Circular Connectors > M8 Field Installable



Connector System: **Wire-to-Wire**

Number of Positions: **4**

Sealable: **Yes**

Connector & Contact Terminates To: **Wire & Cable**

Contact Current Rating (Max): **3 A**

[All M8 Field Installable \(16\)](#)

Features

Product Type Features

Prewired	No
Product Type	Connector
Accessory Color	Black
Assembly Type	Electrical Connector
Connector System	Wire-to-Wire
Sealable	Yes
Connector & Contact Terminates To	Wire & Cable
Circular Connector Type	Receptacle
Shell Type	Plastic

Configuration Features

Factory Installed Backshell	With
Keying	A
Number of Positions	4



Number of Power Positions	0
Number of Signal Positions	4
Contacts Preloaded	Yes

Electrical Characteristics

Operating Voltage	30 VAC
-------------------	--------

Body Features

Peripheral Seal Material	Silicone
Environmental Protection	IP67
O-Ring Material	Silicone
Environmental Protection Type	Elastomer Sealed
Shell Base Material	PBT
Circular Connector Insulation Material Type	Polyamide 66 GF25

Contact Features

Contact Current Rating (Max)	3 A
Reverse Gender	No
Circular Connector Contact Type	Socket

Mechanical Attachment

Mating Retention Type	Threaded Coupling
Mating Alignment	With
Polarization Code	A
Mating Alignment Type	Keyed

Housing Features

Circular Connector Shell Size	12
-------------------------------	----

Dimensions

Wire Size	24 – 26 AWG
-----------	-------------

Usage Conditions

IP Dust Sealing Level	6
IP Water Sealing Level	IP67
Operating Temperature Range	-40 – 85 °C, -40 – 85 °C[-40 – 185 °F][-40 – 185 °F]

Operation/Application

Durability Rating	100 Cycles
-------------------	------------



Circuit Application	Signal
Shielded	No
Other	
Field Serviceable	Yes

Product Compliance

[For compliance documentation, visit the product page on TE.com>](#)

EU RoHS Directive 2011/65/EU	Compliant with Exemptions
EU ELV Directive 2000/53/EC	Compliant with Exemptions
China RoHS 2 Directive MIIT Order No 32, 2016	Restricted Materials Above Threshold
EU REACH Regulation (EC) No. 1907/2006	Current ECHA Candidate List: JUN 2020 (209) Candidate List Declared Against: JAN 2020 (205) Pb (4% in Pb-Alloy in Copper) Article Safe Usage Statements: Do not eat, drink or smoke when using this product. Wash thoroughly after handling. Recycle if possible and dispose of the article by following all applicable governmental regulations relevant to your geographic location.
Halogen Content	Not Yet Reviewed for halogen content
Solder Process Capability	Not applicable for solder process capability

Product Compliance Disclaimer

This information is provided based on reasonable inquiry of our suppliers and represents our current actual knowledge based on the information they provided. This information is subject to change. The part numbers that TE has identified as EU RoHS compliant have a maximum concentration of 0.1% by weight in homogenous materials for lead, hexavalent chromium, mercury, PBB, PBDE, DBP, BBP, DEHP, DIBP, and 0.01% for cadmium, or qualify for an exemption to these limits as defined in the Annexes of Directive 2011/65/EU (RoHS2). Finished electrical and electronic equipment products will be CE marked as required by Directive 2011/65/EU. Components may not be CE marked. Additionally, the part numbers that TE has identified as EU ELV compliant have a maximum concentration of 0.1% by weight in homogenous materials for lead, hexavalent chromium, and mercury, and 0.01% for cadmium, or qualify for an exemption to these limits as defined in the Annexes of Directive 2000/53/EC (ELV). Regarding the REACH Regulation, the information TE provides on SVHC in articles for this part number is based on the latest European Chemicals Agency (ECHA) 'Guidance on requirements for substances in articles' posted at this URL: <https://echa.europa.eu/guidance-documents/guidance-on-reach>

Compatible Parts

TE Model / Part # CAT-C73765-M1B
M8 Panel Mount Wire



TE Model / Part # CAT-C73765-M1C
M8 Panel Mount PCB

TE Model / Part # CAT-C73765-M1A
M8 Panel Mount Solder Cups


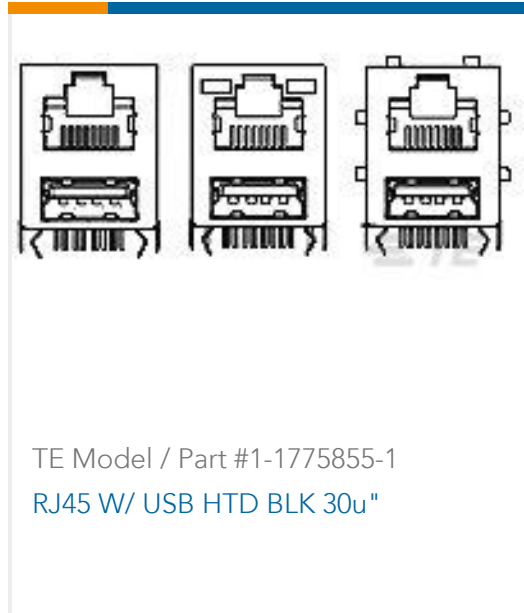
TE Model / Part # 3-2172067-2
M8 MALE R/A PNL.4P.PCB (AU)



Also in the Series | M8 Connector



Customers Also Bought



Documents

Product Drawings

M8, SCREW, FEMALE, S, UNSHIELD, 4P, GOLD

English

CAD Files

3D PDF

3D



Customer View Model

[ENG_CVM_CVM_T4010008041-000_C.2d_dxf.zip](#)

English

Customer View Model

[ENG_CVM_CVM_T4010008041-000_C.3d_igs.zip](#)

English

Customer View Model

[ENG_CVM_CVM_T4010008041-000_C.3d_stp.zip](#)

English

By downloading the CAD file I accept and agree to the [Terms and Conditions](#) of use.

Datasheets & Catalog Pages

[M8 / M12 Connector System Catalog](#)

English

Product Specifications

[Application Specification](#)

English