

1-104652-0 ✓ ACTIVE

AMPMODU | AMPMODU 50/50 Grid

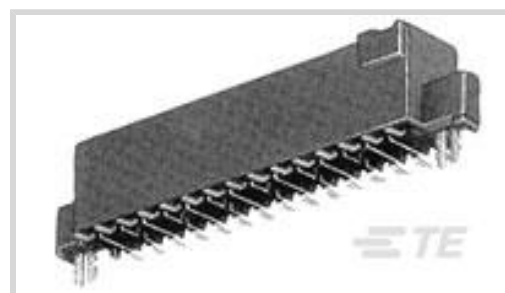
TE Internal #: 1-104652-0

AMPMODU 50/50 Grid, PCB Mount Receptacle, Vertical, Board-to-Board, 100 Position, 1.27mm [.05in] Centerline, Gold, Printed Circuit Board

[View on TE.com >](#)



Connectors > PCB Connectors > Board-to-Board Connectors > Board-to-Board Headers & Receptacles



PCB Connector Assembly Type: **PCB Mount Receptacle**

PCB Mount Orientation: **Vertical**

Connector System: **Board-to-Board**

Number of Positions: **100**

Centerline (Pitch): **1.27 mm [.05 in]**

Features

Product Type Features

PCB Connector Assembly Type	PCB Mount Receptacle
Connector System	Board-to-Board
Connector & Contact Terminates To	Printed Circuit Board

Configuration Features

Number of Rows	2
PCB Mount Orientation	Vertical
Number of Positions	100
Board-to-Board Configuration	Parallel

Electrical Characteristics

Insulation Resistance	5000 MΩ
Operating Voltage	30 VAC

Body Features

PCB Retention Feature Material	Copper Alloy
PCB Retention Feature Plating Material	Tin-Lead over Nickel

Contact Features

	150 μm
Mating Pin Diameter	.46 mm[.018 in]
PCB Contact Termination Area Plating Material	Tin-Lead



Contact Base Material	Copper Alloy
Contact Mating Area Plating Material	Gold
Contact Mating Area Plating Material Thickness	.762 μ m[30 μ in]
Contact Type	Socket
Contact Current Rating (Max)	.5 A

Termination Features

Rectangular Termination Post & Tail Thickness	.08 mm[.003 in]
Rectangular Termination Post & Tail Width	.36 mm[.014 in]
Termination Method to Printed Circuit Board	Surface Mount

Mechanical Attachment

PCB Mount Retention Type	Hold-Down Post
Mating Alignment	With
Mating Alignment Type	Polarizing Tab
PCB Mount Retention	With
PCB Mount Alignment	Without

Housing Features

Centerline (Pitch)	1.27 mm[.05 in]
Housing Color	Black
Housing Material	LCP - GF (Liquid Crystal Polymer)

Dimensions

Connector Height	4.75 mm[.187 in]
Row-to-Row Spacing	1.27 mm[.05 in]
PCB Thickness (Recommended)	1.57 mm[.062 in]

Usage Conditions

Operating Temperature Range	-65 – 105 °C[-53.8 – 157 °F]
-----------------------------	------------------------------

Operation/Application

Solder Process Feature	Board Standoff
Circuit Application	Signal

Industry Standards

Approved Standards	CSA LR7189, UL E28476
UL Flammability Rating	UL 94V-0

Packaging Features



Packaging Quantity	8
Packaging Method	Box & Tube, Tube

Product Compliance

[For compliance documentation, visit the product page on TE.com>](#)


EU RoHS Directive 2011/65/EU	Not Compliant
EU ELV Directive 2000/53/EC	Not Compliant
China RoHS 2 Directive MIIT Order No 32, 2016	Restricted Materials Above Threshold
EU REACH Regulation (EC) No. 1907/2006	Current ECHA Candidate List: JUN 2020 (209) Candidate List Declared Against: JUN 2020 (209) Pb (13% in Component Part) Article Safe Usage Statements: Do not eat, drink or smoke when using this product. Wash thoroughly after handling. Recycle if possible and dispose of the article by following all applicable governmental regulations relevant to your geographic location.
Halogen Content	Low Halogen - Br, Cl, F, I < 900 ppm per homogenous material. Also BFR/CFR/PVC Free
Solder Process Capability	Reflow solder capable to 260°C

Product Compliance Disclaimer

This information is provided based on reasonable inquiry of our suppliers and represents our current actual knowledge based on the information they provided. This information is subject to change. The part numbers that TE has identified as EU RoHS compliant have a maximum concentration of 0.1% by weight in homogenous materials for lead, hexavalent chromium, mercury, PBB, PBDE, DBP, BBP, DEHP, DIBP, and 0.01% for cadmium, or qualify for an exemption to these limits as defined in the Annexes of Directive 2011/65/EU (RoHS2). Finished electrical and electronic equipment products will be CE marked as required by Directive 2011/65/EU. Components may not be CE marked. Additionally, the part numbers that TE has identified as EU ELV compliant have a maximum concentration of 0.1% by weight in homogenous materials for lead, hexavalent chromium, and mercury, and 0.01% for cadmium, or qualify for an exemption to these limits as defined in the Annexes of Directive 2000/53/EC (ELV). Regarding the REACH Regulation, the information TE provides on SVHC in articles for this part number is based on the latest European Chemicals Agency (ECHA) 'Guidance on requirements for substances in articles' posted at this URL: <https://echa.europa.eu/guidance-documents/guidance-on-reach>

Compatible Parts





TE Model / Part # 1-104655-1
100 50/50 HDR DRST SFMNT .250




TE Model / Part # 1-1571424-1
100 50/50 HDR DRST TH .250



TE Model / Part # 1-2267255-0
100 50/50 HDR DRST TH .320




TE Model / Part # 1-2267256-0
100 50/50 HDR DRST TH .390




TE Model / Part # 1-2267258-0
100 50/50 HDR TH/PI.P.250 W/HD VC



TE Model / Part # 1-2267259-0
100 50/50 HDR TH/PI.P.320 W/HD VC

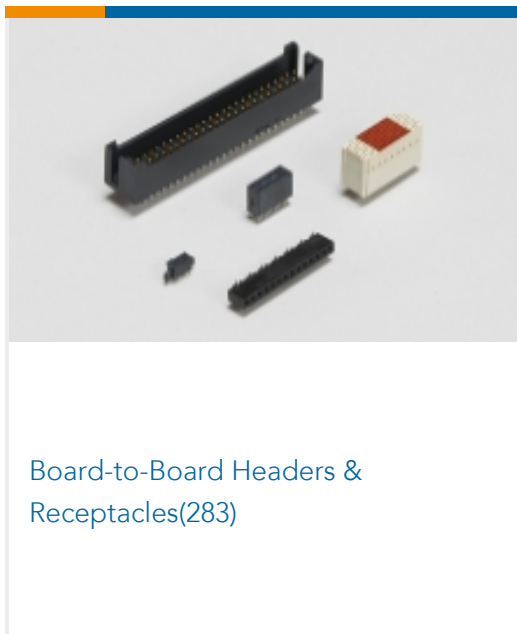


TE Model / Part # 1-2267260-0
100 50/50 HDR TH/PI.P.390 W/HD VC



TE Model / Part # 147381-9
100 50/50 HDR SMT.250 W/HD VC


Also in the Series | AMPMODU 50/50 Grid



Board-to-Board Headers & Receptacles(283)



PCB Connector Covers(9)

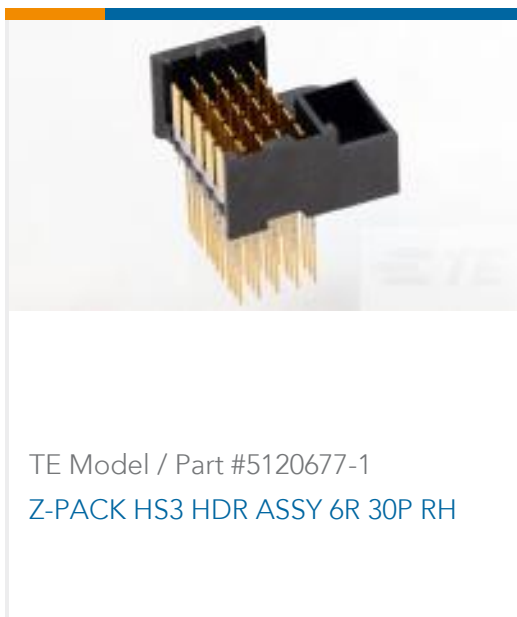


Ribbon Cable Connectors(32)



Wire-to-Board Headers & Receptacles (12)

Customers Also Bought



TE Model / Part #5120677-1
Z-PACK HS3 HDR ASSY 6R 30P RH




TE Model / Part #5745925-2
25 RCPT ACT PIN/MS MED INSRT



TE Model / Part #6-104693-0
100 50/50HDR DRST SFMNT.390 SN




TE Model / Part #6-104652-0
100 50/50 GRID DRST SFMNT RCPT



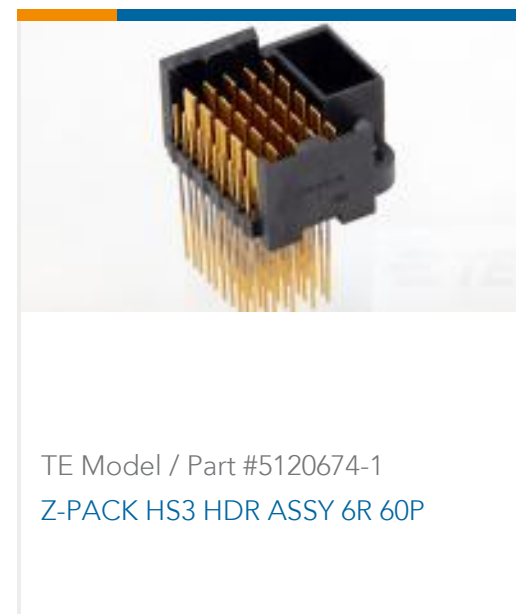
TE Model / Part #5120678-1
Z-PACK HS3 6R HDR ASSY 30P LH



TE Model / Part #646482-2
2MM H.M.,B-22 SHROUD 3.9MM



TE Model / Part #1-104656-0
100 50/50 HDR DRST SFMNT .320



TE Model / Part #5120674-1
Z-PACK HS3 HDR ASSY 6R 60P



Documents

Product Drawings

[100 50/50 GRID DRST SFMNT RCPT](#)

English

CAD Files

[3D PDF](#)

3D

Customer View Model

[ENG_CVM_CVM_1-104652-0_L.2d_dxf.zip](#)

English

Customer View Model

[ENG_CVM_CVM_1-104652-0_L.3d_igs.zip](#)

English

Customer View Model

[ENG_CVM_CVM_1-104652-0_L.3d_stp.zip](#)

English

By downloading the CAD file I accept and agree to the [Terms and Conditions](#) of use.

Product Specifications

[Application Specification](#)

English

Product Environmental Compliance

[TE Material Declaration](#)

English

Agency Approvals

[UL Report](#)

English