

5179029-9 ✓ ACTIVE

TE Internal #: 5179029-9

PCB Mount Header, Vertical, Board-to-Board, 180 Position, .8mm [.031in] Centerline, Gold, Printed Circuit Board, .5A Contact Current Rating (Max)

[View on TE.com >](#)



Connectors > PCB Connectors > Board-to-Board Connectors > Board-to-Board Headers & Receptacles



PCB Connector Assembly Type: **PCB Mount Header**

PCB Mount Orientation: **Vertical**

Connector System: **Board-to-Board**

Number of Positions: **180**

Centerline (Pitch): **.8 mm [.031 in]**

## Features

### Product Type Features

PCB Connector Assembly Type	PCB Mount Header
Connector System	Board-to-Board
Sealable	No
Connector & Contact Terminates To	Printed Circuit Board

### Configuration Features

Number of Rows	2
Stackable	Yes
PCB Mount Orientation	Vertical
Number of Positions	180
Board-to-Board Configuration	Parallel

### Electrical Characteristics

Dielectric Withstanding Voltage (Max)	500 VAC
Insulation Resistance	2 MΩ
Operating Voltage	100 VAC

### Contact Features

Contact Layout	Inline
PCB Contact Termination Area Plating Material Thickness	2 μm[78.74 μin]
Mating Tab Width	.4 mm[.016 in]
Mating Tab Thickness	.2 mm[.008 in]



PCB Contact Termination Area Plating Material Finish	Matte
Contact Mating Area Plating Material Finish	Matte
PCB Contact Termination Area Plating Material	Tin
Contact Base Material	Brass
Contact Mating Area Plating Material	Gold
Contact Mating Area Plating Material Thickness	.2 $\mu\text{m}$ [8 $\mu\text{in}$ ]
Contact Type	Tab
Contact Current Rating (Max)	.5 A

### Termination Features

Rectangular Termination Post & Tail Thickness	.2 mm[.008 in]
Rectangular Termination Post & Tail Width	.25 mm[.01 in]
Termination Method to Printed Circuit Board	Surface Mount

### Mechanical Attachment

PCB Mount Alignment Type	Positioning Bosses
Locating Post Length	.5 mm[.02 in]
Mating Alignment	With
Mating Alignment Type	Polarization
PCB Mount Retention	Without
PCB Mount Alignment	With
Connector Mounting Type	Board Mount

### Housing Features

Mating Entry Location	Top
Centerline (Pitch)	.8 mm[.031 in]
Housing Color	Natural
Housing Material	Matte

### Dimensions

Connector Height	6 mm[.236 in]
Stack Height	6 mm, 10 mm, 14 mm, 18 mm[.236 in][.394 in][.551 in][.709 in]

### Usage Conditions

Housing Temperature Rating	High
Operating Temperature Range	-40 – 125 °C, -40 – 125 °C[-40 – 257 °F][-40 – 257 °F]



### Operation/Application

Assembly Process Feature	None
Circuit Application	Signal

### Industry Standards

UL Flammability Rating	UL 94V-0
------------------------	----------

### Packaging Features

	.5 in
Packaging Quantity	6
Packaging Method	Box & Tube, Tube

### Product Compliance


[For compliance documentation, visit the product page on TE.com>](#)

EU RoHS Directive 2011/65/EU	Compliant
EU ELV Directive 2000/53/EC	Compliant
China RoHS 2 Directive MIIT Order No 32, 2016	No Restricted Materials Above Threshold
EU REACH Regulation (EC) No. 1907/2006	Current ECHA Candidate List: JUN 2020 (209) Candidate List Declared Against: JAN 2020 (205) Does not contain REACH SVHC
Halogen Content	Low Halogen - Br, Cl, F, I < 900 ppm per homogenous material. Also BFR/CFR/PVC Free
Solder Process Capability	Reflow solder capable to 260°C


#### Product Compliance Disclaimer

This information is provided based on reasonable inquiry of our suppliers and represents our current actual knowledge based on the information they provided. This information is subject to change. The part numbers that TE has identified as EU RoHS compliant have a maximum concentration of 0.1% by weight in homogenous materials for lead, hexavalent chromium, mercury, PBB, PBDE, DBP, BBP, DEHP, DIBP, and 0.01% for cadmium, or qualify for an exemption to these limits as defined in the Annexes of Directive 2011/65/EU (RoHS2). Finished electrical and electronic equipment products will be CE marked as required by Directive 2011/65/EU. Components may not be CE marked. Additionally, the part numbers that TE has identified as EU ELV compliant have a maximum concentration of 0.1% by weight in homogenous materials for lead, hexavalent chromium, and mercury, and 0.01% for cadmium, or qualify for an exemption to these limits as defined in the Annexes of Directive 2000/53/EC (ELV). Regarding the REACH Regulation, the information TE provides on SVHC in articles for this part number is based on the latest European Chemicals Agency (ECHA) 'Guidance on requirements for substances in articles' posted at this URL: <https://echa.europa.eu/guidance-documents/guidance-on-reach>

### Compatible Parts



TE Model / Part # 1735481-9  
0.8FH,R17H.5,180,08/Sn,TU,SC



TE Model / Part # 2-1735481-9  
0.8FH,R17H.5,180,30/Sn,TU,SC




TE Model / Part # 2-1735482-9  
0.8FH,R17H.5,180,30/Sn,TR,SC



TE Model / Part # 5-1735480-9  
0.8FH,R17H.5,180,08/Sn,TU




TE Model / Part # 5-5179009-9  
0.8FH,R09H.5,180,08/Sn,TU




TE Model / Part # 5-5179010-9  
0.8FH,R13H.5,180,08/Sn,TU



TE Model / Part # 5-5179232-9  
0.8FH,R09H.5,180,08/Sn,TU,SC




TE Model / Part # 5-5179233-9  
0.8FH,R13H.5,180,08/Sn,TU,SC




TE Model / Part # 5-6123212-9  
0.8FH,R13H.5,180,30/Sn,TU




TE Model / Part # 5084613-9  
0.8FH,R09H.5,180,30/Sn,TU




TE Model / Part # 5084616-9  
0.8FH,R13H.5,180,08/Sn,TR,SC



TE Model / Part # 5084618-9  
0.8FH,R13H.5,180,30/Sn,TR,SC



TE Model / Part # 7-1735480-9  
0.8FH,R17H.5,180,30/Sn,TU




TE Model / Part # 1735482-9  
0.8FH,R17H.5,180,08/Sn,TR,SC

### Customers Also Bought



TE Model / Part #1-2319847-4  
END STACK DIP 4P J RAISED TUBE



TE Model / Part #2176323-4  
SMV 2W 180K 5%



TE Model / Part #5-2176309-5  
RP 1E 0.1W 36R5 0.1% 25PPM 1K RL



TE Model / Part #1-2176309-2  
RP 1E 0.1W 13R 0.1% 25PPM 1K RL



## Documents

### Product Drawings

0.8FH,P06H.5,180,08/Sn,TU

English

### CAD Files

3D PDF

3D

Customer View Model

ENG\_CVM\_CVM\_5179029-9\_B.2d\_dxf.zip

English

Customer View Model

ENG\_CVM\_CVM\_5179029-9\_B.3d\_igs.zip

English

Customer View Model

ENG\_CVM\_CVM\_5179029-9\_B.3d\_stp.zip

English

By downloading the CAD file I accept and agree to the [Terms and Conditions](#) of use.

### Datasheets & Catalog Pages

Fine Pitch Stacking Connectors - 0.8mm Free Height (FH) Connectors

English

### Product Specifications

Product Specification

English

Product Specification

English

5179029-9

PCB Mount Header, Vertical, Board-to-Board, 180 Position, .8mm [.031in] Centerline,  
Gold, Printed Circuit Board, .5A Contact Current Rating (Max)

