



Connectors > PCB Connectors > Board-to-Board Connectors > Board-to-Board Headers & Receptacles



PCB Connector Assembly Type: **PCB Mount Receptacle**

PCB Mount Orientation: **Vertical**

Connector System: **Board-to-Board**

Number of Positions: **18**

Centerline (Pitch): **2.54 mm [ .1 in ]**

Features

Product Type Features

Applied Pressure	Standard
PCB Connector Assembly Type	PCB Mount Receptacle
Connector System	Board-to-Board
Sealable	No
Connector & Contact Terminates To	Printed Circuit Board

Configuration Features

Number of Rows	2
Stackable	Yes
PCB Mount Orientation	Vertical
Number of Positions	18
Board-to-Board Configuration	Parallel

Electrical Characteristics

Insulation Resistance	5000 MΩ
Operating Voltage	333 VAC

Body Features

Connector Profile	Standard
-------------------	----------

Contact Features

Contact Protection Type	Closed Entry Housing
-------------------------	----------------------



Mating Square Post Dimension	.64 mm[.025 in]
	150 µin
Contact Shape & Form	Short Point, Square
PCB Contact Termination Area Plating Material	Tin
Contact Base Material	Phosphor Bronze
Contact Mating Area Plating Material	Gold
Contact Mating Area Plating Material Thickness	.762 µm[30 µin]
Contact Type	Socket
Contact Current Rating (Max)	2 A

Termination Features

Rectangular Termination Post & Tail Thickness	.2 mm[.008 in]
Rectangular Termination Post & Tail Width	.69 mm[.027 in]
Termination Post & Tail Length	2.92 mm[.115 in]
Termination Method to Printed Circuit Board	Through Hole - Solder

Mechanical Attachment

Mating Alignment	Without
PCB Mount Retention	Without
PCB Mount Alignment	Without
Connector Mounting Type	Board Mount

Housing Features

Mating Entry Location	Top
Centerline (Pitch)	2.54 mm[.1 in]
Housing Color	Black
Housing Material	Polyester - GF

Dimensions

Connector Height	5.03 mm[.198 in]
Row-to-Row Spacing	2.54 mm[.1 in]
Stack Height	10.92 mm[.43 in]
PCB Thickness (Recommended)	1.57 mm[.055 – .094 in]

Usage Conditions

Housing Temperature Rating	Standard
Operating Temperature Range	-65 – 105 °C[-85 – 221 °F]



Operation/Application

Solder Process Feature	Board Standoff
Circuit Application	Signal

Industry Standards

Approved Standards	CSA LR7189, UL E28476
UL Flammability Rating	UL 94V-0

Packaging Features

Packaging Quantity	25
Packaging Method	Box & Tube, Tube

Other

Comment	TE recommends mating gold or duplex plated headers with duplex plated receptacle assemblies., To obtain the minimum mating post length, add 0.51 [.020] (not including the post lead in chamfer) to the maximum point-of-contact dimension.
---------	---

Product Compliance

For compliance documentation, visit the product page on [TE.com](#)>

EU RoHS Directive 2011/65/EU	Compliant
EU ELV Directive 2000/53/EC	Compliant
China RoHS 2 Directive MIIT Order No 32, 2016	No Restricted Materials Above Threshold
EU REACH Regulation (EC) No. 1907/2006	Current ECHA Candidate List: JUN 2020 (209) Candidate List Declared Against: JAN 2020 (205) Does not contain REACH SVHC
Halogen Content	Not Low Halogen - contains Br or Cl > 900 ppm.
Solder Process Capability	Wave solder capable to 240°C















Product Compliance Disclaimer

This information is provided based on reasonable inquiry of our suppliers and represents our current actual knowledge based on the information they provided. This information is subject to change. The part numbers that TE has identified as EU RoHS compliant have a maximum concentration of 0.1% by weight in homogenous materials for lead, hexavalent chromium, mercury, PBB, PBDE, DBP, BBP, DEHP, DIBP, and 0.01% for cadmium, or qualify for an exemption to these limits as defined in the Annexes of Directive 2011/65/EU (RoHS2). Finished electrical and electronic equipment products will be CE marked as required by Directive 2011/65/EU. Components may not be CE marked. Additionally, the part numbers that TE has identified as EU ELV compliant have a maximum concentration of 0.1% by weight in homogenous materials for lead, hexavalent chromium, and mercury, and 0.01% for cadmium, or qualify for an exemption to these limits



as defined in the Annexes of Directive 2000/53/EC (ELV). Regarding the REACH Regulation, the information TE provides on SVHC in articles for this part number is based on the latest European Chemicals Agency (ECHA) 'Guidance on requirements for substances in articles' posted at this URL: <https://echa.europa.eu/guidance-documents/guidance-on-reach>

Compatible Parts


 <p>TE Model / Part # 5-102617-7 18 MODII HDR DRRA SHRD LF</p>	 <p>TE Model / Part # 5-146130-8 18 MODII HDR DRST SFMNT B/A LF</p>	 <p>TE Model / Part # 5-103233-8 18 MODII HDR DRST UNSHRD A/PIN</p>	 <p>TE Model / Part # 103233-8 18 MODII HDR DRST UNSHRD A/PIN</p>
 <p>TE Model / Part # 5-103166-7 18 MODII HDR DRRA SHRD LF</p>	 <p>TE Model / Part # 86286-1 KEYING PLUG</p>	 <p>TE Model / Part # 102617-7 18 MODII HDR DRRA SHRD .100CL</p>	 <p>TE Model / Part # 102699-8 18 MODII HDR DRST SHRD A/PIN</p>
 <p>TE Model / Part # 103240-9 18 MODII HDR DRST B/A .100CL</p>	 <p>TE Model / Part # 146130-8 18 MODII HDR DRST SFMNT B/A</p>	 <p>TE Model / Part # 5-103164-7 18 MODII HDR DRRA 3/4SHRD LF</p>	 <p>TE Model / Part # 5-146273-9 18 MODII HDR DRVT B/A .100 CL W /HD</p>
 <p>TE Model / Part # 5-1571731-1 08 MODII HDR DRST SHRD A/PIN</p>	 <p>TE Model / Part # 87608-5 18 MODII HDR DRST SHRD .100CL</p>		

Also in the Series | Modu Connector System






Automotive Housings(3)



Board-to-Board Headers & Receptacles(1139)




Board-to-Board Jumpers & Shunts(5)




PCB Connector Covers(4)



PCB Connector Keying(4)



PCB Terminal Blocks(2)

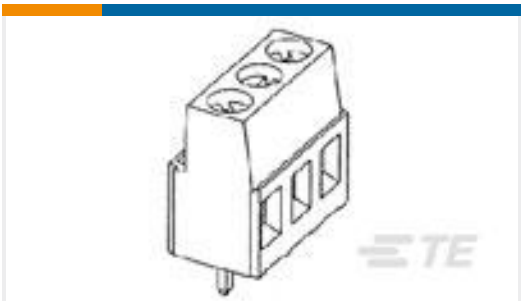


Standard Edge Connectors(2)

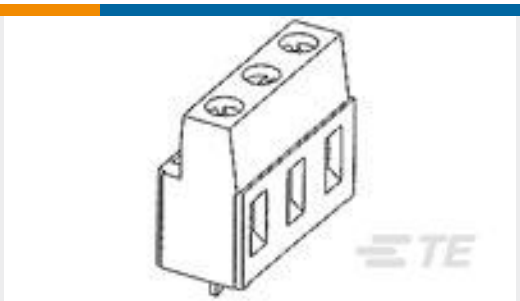
Customers Also Bought



TE Model / Part #6-534206-4  
28 MODII VRT DR CE 100/115




TE Model / Part #282856-2  
TERMI-BLOK PCB MOUNT 2P



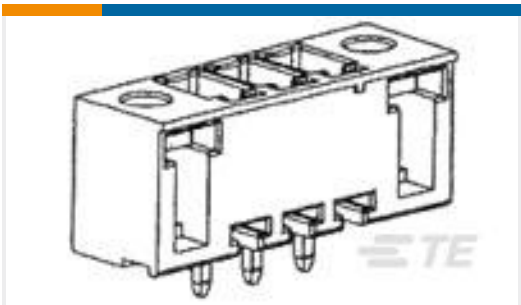
TE Model / Part #282844-4  
TERMI-BLOK PCB MOUNT 90 4P.



TE Model / Part #5650893-5  
ASSY,RECEPT,EUROCARD,TYPE R/2,L-FREE,48,



TE Model / Part #5-534206-8  
16 MODII VRT DR CE 100/115




TE Model / Part #796867-2  
2 POS TERMI-BLOK HDR VERTICAL



TE Model / Part #2071366-2  
EW60-1A3-CL12D04,00000



TE Model / Part #1546927-6  
6P .325 TRI-BARRIER W/COVER



TE Model / Part #534206-9  
18 MODII VRT DR CE 100/115

Documents



Product Drawings

18 MODII VRT DR CE 100/115

English

CAD Files

3D PDF

3D

Customer View Model

ENG\_CVM\_CVM\_5-534206-9\_N.2d\_dxf.zip

English

Customer View Model

ENG\_CVM\_CVM\_5-534206-9\_N.3d\_igs.zip

English

Customer View Model

ENG\_CVM\_CVM\_5-534206-9\_N.3d\_stp.zip

English

By downloading the CAD file I accept and agree to the [Terms and Conditions](#) of use.

Datasheets & Catalog Pages

AMPMODU\_INTERCONNECTION\_SYSTEM\_SECTION5

English

Product Specifications

Application Specification

English

Product Environmental Compliance

TE Material Declaration

English

Agency Approvals

UL Report

English