




Connectors > PCB Connectors > Board-to-Board Connectors > Board-to-Board Headers & Receptacles



PCB Connector Assembly Type: **PCB Mount Receptacle**

PCB Mount Orientation: **Vertical**

Connector System: **Board-to-Board**

Number of Positions: **16**

Centerline (Pitch): **2.54 mm [.1 in]**

## Features

### Product Type Features

PCB Connector Assembly Type	PCB Mount Receptacle
Connector System	Board-to-Board
Sealable	No
Connector & Contact Terminates To	Printed Circuit Board

### Configuration Features

Number of Rows	1
Stackable	No
PCB Mount Orientation	Vertical
Number of Positions	16
Board-to-Board Configuration	Parallel

### Body Features

Connector Profile	Standard
-------------------	----------

### Contact Features

Contact Protection Type	Closed Entry Housing
Mating Square Post Dimension	.64 mm[.025 in]
PCB Contact Termination Area Plating Material Thickness	3 μm
Mating Pin Diameter	.64 mm[.025 in]
PCB Contact Termination Area Plating Material	Tin



Contact Base Material	Copper Alloy
Contact Mating Area Plating Material	Gold
Contact Mating Area Plating Material Thickness	.762 $\mu$ m[30 $\mu$ in]
Contact Type	Socket
Contact Current Rating (Max)	3 A

#### Termination Features

Rectangular Termination Post & Tail Thickness	.2 mm[.008 in]
Rectangular Termination Post & Tail Width	.7 mm[.027 in]
Termination Post & Tail Length	3.05 mm[.12 in]
Termination Method to Printed Circuit Board	Through Hole - Solder

#### Mechanical Attachment

Mating Alignment	Without
PCB Mount Retention	Without
PCB Mount Alignment	Without
Connector Mounting Type	Board Mount

#### Housing Features

Mating Entry Location	Bottom & Top
Centerline (Pitch)	2.54 mm[.1 in]
Housing Color	Green
Housing Material	Polyester - GF

#### Dimensions

Connector Height	6.2 mm[.244 in]
Stack Height	2.286 mm[.09 in]
PCB Thickness (Recommended)	1.6 mm[.063 in]

#### Usage Conditions

Operating Temperature Range	-65 – 125 °C[-85 – 257 °F]
-----------------------------	----------------------------

#### Operation/Application

Circuit Application	Signal
---------------------	--------

#### Industry Standards

UL Flammability Rating	UL 94V-0
------------------------	----------

#### Packaging Features

Packaging Method	Carton
------------------	--------

## Product Compliance

[For compliance documentation, visit the product page on TE.com>](#)

EU RoHS Directive 2011/65/EU	Compliant
EU ELV Directive 2000/53/EC	Compliant
China RoHS 2 Directive MIIT Order No 32, 2016	No Restricted Materials Above Threshold
EU REACH Regulation (EC) No. 1907/2006	Current ECHA Candidate List: JUN 2020 (209) Candidate List Declared Against: JAN 2019 (197) Does not contain REACH SVHC
Halogen Content	Not Low Halogen - contains Br or Cl > 900 ppm.
Solder Process Capability	Wave solder capable to 265°C

### Product Compliance Disclaimer

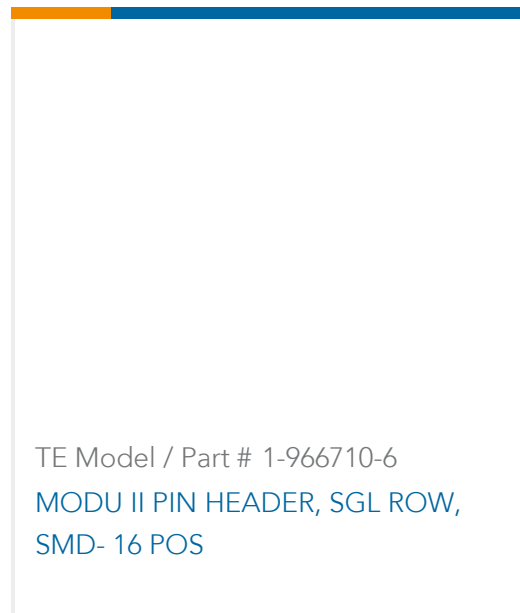
This information is provided based on reasonable inquiry of our suppliers and represents our current actual knowledge based on the information they provided. This information is subject to change. The part numbers that TE has identified as EU RoHS compliant have a maximum concentration of 0.1% by weight in homogenous materials for lead, hexavalent chromium, mercury, PBB, PBDE, DBP, BBP, DEHP, DIBP, and 0.01% for cadmium, or qualify for an exemption to these limits as defined in the Annexes of Directive 2011/65/EU (RoHS2). Finished electrical and electronic equipment products will be CE marked as required by Directive 2011/65/EU. Components may not be CE marked. Additionally, the part numbers that TE has identified as EU ELV compliant have a maximum concentration of 0.1% by weight in homogenous materials for lead, hexavalent chromium, and mercury, and 0.01% for cadmium, or qualify for an exemption to these limits as defined in the Annexes of Directive 2000/53/EC (ELV). Regarding the REACH Regulations, TE's information on SVHC in articles for this part number is still based on the European Chemical Agency (ECHA) 'Guidance on requirements for substances in articles' (Version: 2, April 2011), applying the 0.1% weight on weight concentration threshold at the finished product level. TE is aware of the European Court of Justice ruling of September 10th, 2015 also known as O5A (Once An Article Always An Article) stating that, in case of 'complex object', the threshold for a SVHC must be applied to both the product as a whole and simultaneously to each of the articles forming part of its composition. TE has evaluated this ruling based on the new ECHA "Guidance on requirements for substances in articles" (June 2017, version 4.0) and will be updating its statements accordingly.

## Compatible Parts

 <p>TE Model / Part # 1-826631-6 AMPMODU II HEADER</p>	 <p>TE Model / Part # 1-826629-6 16X1 AMPMODU II HDR ST</p>	 <p>TE Model / Part # 1-826646-6 16P AMPMODU II STIFT LEI</p>	 <p>TE Model / Part # 1-826647-6 16P AMPMODU II STIFT LEI</p>
---	---	--	--

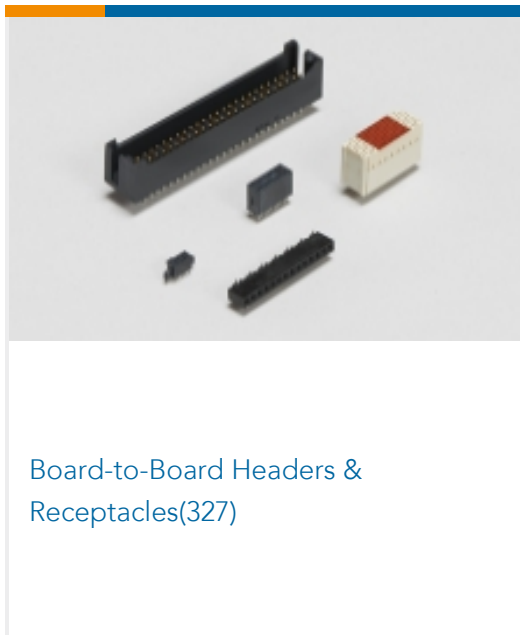


TE Model / Part # 1-826648-6  
16P AMPMODU II STIFT LEI



TE Model / Part # 1-966710-6  
MODU II PIN HEADER, SGL ROW,  
SMD- 16 POS

## Also in the Series | AMPMODU HV-100/HV-190



Board-to-Board Headers &  
Receptacles(327)

## Customers Also Bought



TE Model / Part #1625888-4  
2W STD M/OX 5% 430R



TE Model / Part #2-1879264-3  
RP 2B 75K 0.1% 15PPM 1K RL



TE Model / Part #1623260-1  
CRG0805 1% 5K49



TE Model / Part #1676351-3  
RN 0805 48K7 0.1% 10PPM 5KRL



TE Model / Part #1-1542001-2  
HTS264NF-D=HS ASSY PPA CLIP



TE Model / Part #826468-8  
8P MOD II SHROUDED HEADER, RT  
ANG.



TE Model / Part #4-338310-2  
15POS.HD20 PLUG ASS'Y



TE Model / Part #1744382-5  
05P MTA100 HDR ASSY,SM,SN, LF



TE Model / Part #964187-2  
FASTON .110 TAB 0.5 X - NP CUSN4



## Documents

### Product Drawings

[16P HV100 REC.CON. B/TE,6.2,NO KINK](#)

English

---

### CAD Files

[3D PDF](#)

3D

Customer View Model

[ENG\\_CVM\\_CVM\\_1-829265-6\\_E.2d\\_dxf.zip](#)

English

Customer View Model

[ENG\\_CVM\\_CVM\\_1-829265-6\\_E.3d\\_igs.zip](#)

English

Customer View Model

[ENG\\_CVM\\_CVM\\_1-829265-6\\_E.3d\\_stp.zip](#)

English

By downloading the CAD file I accept and agree to the [Terms and Conditions](#) of use.

---

### Datasheets & Catalog Pages

[1773393\\_AMPMODU\\_EUROPEAN\\_STANDARD\\_PRODUCTS](#)

English