



Alcoswitch

TE Internal #: 1571984-2

Slide Switches, Single Pole - Double Throw Configuration (Pole-Throw), Right Angle, Copper Alloy, Single Actuator, 2 Position

[View on TE.com >](#)

Relays, Contactors & Switches > Switches > Slide Switches



Configuration (Pole-Throw): **Single Pole - Double Throw**

Slide Switch Mounting Angle: **Right Angle**

Contact Base Material: **Copper Alloy**

Number of Actuators: **Single**

Number of Slide Switch Positions: **2**

Features

Product Type Features

Threaded Case	Without
Switch Type	Slide
Product Type	Switch
Terminal Configuration	Standard
Actuator Style	Extended, Side

Configuration Features

Terminals Connected	1-2
Configuration (Pole-Throw)	Single Pole - Double Throw
Number of Actuators	Single
Number of Slide Switch Positions	2
Operating Function	On Off On

Electrical Characteristics

Slide Switch Voltage Rating	20 VDC
-----------------------------	--------

Body Features

Actuator Material	Polyester
Actuator Color	Black

Contact Features

Contact Base Material	Copper Alloy
-----------------------	--------------



Slide Switch Contact Current Rating	.4 A
-------------------------------------	------

Switch Contact Plating Material	Gold
---------------------------------	------

Termination Features

Termination Type	PC
------------------	----

Mechanical Attachment

PCB Mount Retention Type	Extended
--------------------------	----------

Slide Switch Mounting Angle	Right Angle
-----------------------------	-------------

Slide Switch Mounting Type	Through Hole
----------------------------	--------------

Dimensions

PCB Tail Length	3.3 mm[.13 in]
-----------------	----------------

Actuator Length	2.79 mm[.1098 in]
-----------------	-------------------

Width	5.74 mm[.226 in]
-------	------------------

Length	10.16 mm[.4 in]
--------	-----------------

Identification Marking

Stamped Marking	With
-----------------	------

Industry Standards

UL Flammability Rating	UL 94V-0
------------------------	----------

Product Compliance

[For compliance documentation, visit the product page on TE.com>](#)

EU RoHS Directive 2011/65/EU	Not Yet Reviewed
------------------------------	------------------

EU ELV Directive 2000/53/EC	Compliant
-----------------------------	-----------

China RoHS 2 Directive MIIT Order No 32, 2016	No Restricted Materials Above Threshold
---	---

EU REACH Regulation (EC) No. 1907/2006	Current ECHA Candidate List: JUN 2020 (209) Candidate List Declared Against: JUN 2016 (169) Does not contain REACH SVHC
--	---

Halogen Content	Not Yet Reviewed for halogen content
-----------------	--------------------------------------


Solder Process Capability	Wave solder capable to 265°C
---------------------------	------------------------------

Product Compliance Disclaimer


This information is provided based on reasonable inquiry of our suppliers and represents our current actual knowledge based on the information they provided. This information is subject to change. The part numbers that TE has identified as EU RoHS compliant have a maximum concentration of 0.1% by weight in homogenous materials for lead, hexavalent chromium, mercury, PBB, PBDE, DBP, BBP, DEHP, DIBP, and 0.01% for cadmium, or qualify for an exemption to these

limits as defined in the Annexes of Directive 2011/65/EU (RoHS2). Finished electrical and electronic equipment products will be CE marked as required by Directive 2011/65/EU. Components may not be CE marked. Additionally, the part numbers that TE has identified as EU ELV compliant have a maximum concentration of 0.1% by weight in homogenous materials for lead, hexavalent chromium, and mercury, and 0.01% for cadmium, or qualify for an exemption to these limits as defined in the Annexes of Directive 2000/53/EC (ELV). Regarding the REACH Regulations, TE's information on SVHC in articles for this part number is still based on the European Chemical Agency (ECHA) 'Guidance on requirements for substances in articles' (Version: 2, April 2011), applying the 0.1% weight on weight concentration threshold at the finished product level. TE is aware of the European Court of Justice ruling of September 10th, 2015 also known as O5A (Once An Article Always An Article) stating that, in case of 'complex object', the threshold for a SVHC must be applied to both the product as a whole and simultaneously to each of the articles forming part of its composition. TE has evaluated this ruling based on the new ECHA "Guidance on requirements for substances in articles" (June 2017, version 4.0) and will be updating its statements accordingly.

Compatible Parts




TE Model / Part # 1571984-1
TSS11DGRA04=SLIDE SWITCH SPDT



TE Model / Part # 1-1437579-1
TSS11DGRA=SWITCH SLIDE RA TERM



TE Model / Part # 1571982-3
TSS11EG1PC04=SLIDE SWITCH SPDT



TE Model / Part # 1571985-2
TSS11EG1RA04=SLIDE SWITCH SPDT



TE Model / Part # 1-1437579-3
TSS11EG1RA=SWITCH SLIDE RA TER

Customers Also Bought



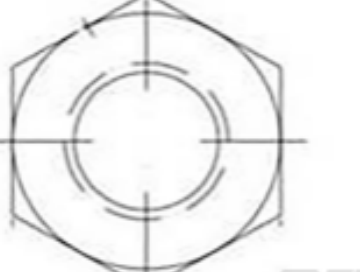
TE Model / Part #2-796608-3
6WWV-15-008=#6 TRIBARRIER



TE Model / Part #4-2176307-6
RP 1E 0.1W 36K5 0.1% 25PPM 5K RL




TE Model / Part #1986563-4
SSB7TP040402=TERM BLOCK ASSY



TE Model / Part #1-328690-2
JAM NUT, GOLD PLATED



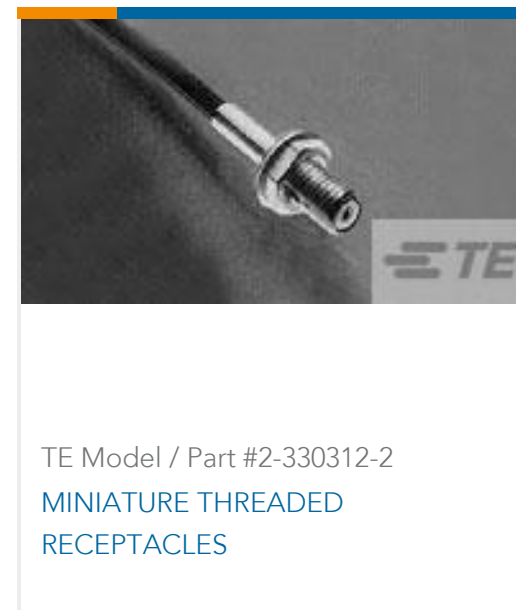
TE Model / Part #5-104319-2
20 MODII HDR DRRR SHRD LF



TE Model / Part #7-146267-0
40 MODII HDR DRST B/A 100 W/HD



TE Model / Part #3-1546159-1
6WWW-11-008=#6 TRIBARRIER TERM



TE Model / Part #2-330312-2
MINIATURE THREADED
RECEPTACLES



TE Model / Part #104432-1
02 MODII HDR DRST B/A W/HD



TE Model / Part #6-1825011-4
ASF62RG04=#6PDT AUTOSLIDE

Documents

Product Drawings

[TSS11EGRA04=SLIDE SWITCH SPDT](#)

English

CAD Files

Customer View Model

[ENG_CVM_1571984-2_A1.3d_igs.zip](#)

English

Customer View Model

[ENG_CVM_1571984-2_A1.3d_stp.zip](#)

English

Customer View Model

[ENG_CVM_1571984-2_A1.2d_dxf.zip](#)

English

3D PDF

English

By downloading the CAD file I accept and agree to the [Terms and Conditions](#) of use.

Product Environmental Compliance

[TE Material Declaration](#)

English