

5-103916-9 ✓ ACTIVE

AMPMODU | AMPMODU System 50


TE Internal #: 5-103916-9

AMPMODU System 50, PCB Mount Header, Vertical, Board-to-Board, 30 Position, 1.27mm [.05in] Centerline, Unshrouded, Gold, Printed Circuit Board

[View on TE.com >](#)



Connectors > PCB Connectors > Board-to-Board Connectors > Board-to-Board Headers & Receptacles



PCB Connector Assembly Type: **PCB Mount Header**

PCB Mount Orientation: **Vertical**

Connector System: **Board-to-Board**

Number of Positions: **30**

Centerline (Pitch): **1.27 mm [.05 in]**

Features

Product Type Features

PCB Connector Assembly Type	PCB Mount Header
Connector System	Board-to-Board
Header Type	Unshrouded
Sealable	No
Connector & Contact Terminates To	Printed Circuit Board

Configuration Features

Number of Rows	2
Connector Contact Load Condition	Fully Loaded
PCB Mount Orientation	Vertical
Number of Positions	30
Board-to-Board Configuration	Parallel

Electrical Characteristics

Dielectric Withstanding Voltage (Max)	500 VAC
Insulation Resistance	5000 MΩ
Operating Voltage	30 VAC

Contact Features

Mating Square Post Dimension	.38 mm[.015 in]
PCB Contact Termination Area Plating Material Thickness	3.81 – 6.35 μm[150 – 250 μin]



PCB Contact Termination Area Plating Material Finish	Matte
Contact Shape & Form	Rectangular Post
Contact Underplating Material	Nickel
PCB Contact Termination Area Plating Material	Tin
Contact Base Material	Copper Alloy
Contact Mating Area Plating Material	Gold
Contact Mating Area Plating Material Thickness	.76 μ m[30 μ in]
Contact Type	Pin
Contact Current Rating (Max)	3.6 A

Termination Features

Round Termination Post & Tail Diameter	.38 mm[.015 in]
Termination Post & Tail Length	2.54 mm[.1 in]
Termination Method to Printed Circuit Board	Through Hole - Solder

Mechanical Attachment

Mating Alignment	Without
PCB Mount Retention	Without
PCB Mount Alignment	Without
Connector Mounting Type	Board Mount

Housing Features

Centerline (Pitch)	1.27 mm[.05 in]
Housing Color	Black
Housing Material	LCP

Dimensions

Row-to-Row Spacing	2.54 mm[.1 in]
PCB Thickness (Recommended)	1.57 mm[.062 in]

Usage Conditions

Housing Temperature Rating	High
Operating Temperature Range	-65 – 105 °C[-85 – 221 °F]

Operation/Application

Circuit Application	Signal
---------------------	--------

Industry Standards

Approved Standards	CSA LR7189, UL E28476
--------------------	-----------------------



UL Flammability Rating	UL 94V-0
Agency/Standard	CSA, UL
CSA Certified	Yes
CSA File Number	LR7189
UL File Number	E28476
UL Rating	Recognized

Packaging Features

Packaging Quantity	26
Packaging Method	Tube/Box

Product Compliance

[For compliance documentation, visit the product page on TE.com>](#)

EU RoHS Directive 2011/65/EU	Compliant
EU ELV Directive 2000/53/EC	Compliant
China RoHS 2 Directive MIIT Order No 32, 2016	No Restricted Materials Above Threshold
EU REACH Regulation (EC) No. 1907/2006	Current ECHA Candidate List: JUN 2020 (209) Candidate List Declared Against: JAN 2020 (205) Does not contain REACH SVHC
Halogen Content	Low Halogen - Br, Cl, F, I < 900 ppm per homogenous material. Also BFR/CFR/PVC Free
Solder Process Capability	Wave solder capable to 260°C

Product Compliance Disclaimer

This information is provided based on reasonable inquiry of our suppliers and represents our current actual knowledge based on the information they provided. This information is subject to change. The part numbers that TE has identified as EU RoHS compliant have a maximum concentration of 0.1% by weight in homogenous materials for lead, hexavalent chromium, mercury, PBB, PBDE, DBP, BBP, DEHP, DIBP, and 0.01% for cadmium, or qualify for an exemption to these limits as defined in the Annexes of Directive 2011/65/EU (RoHS2). Finished electrical and electronic equipment products will be CE marked as required by Directive 2011/65/EU. Components may not be CE marked. Additionally, the part numbers that TE has identified as EU ELV compliant have a maximum concentration of 0.1% by weight in homogenous materials for lead, hexavalent chromium, and mercury, and 0.01% for cadmium, or qualify for an exemption to these limits as defined in the Annexes of Directive 2000/53/EC (ELV). Regarding the REACH Regulation, the information TE provides on SVHC in articles for this part number is based on the latest European Chemicals Agency (ECHA) 'Guidance on requirements for substances in articles' posted at this URL: <https://echa.europa.eu/guidance-documents/guidance-on-reach>

Compatible Parts



TE Model / Part # CAT-F439-R2435127
FFC Receptacle Housing: 1.27mm



TE Model / Part # 5-104078-4
30 SYSTEM 50 RCPT ASSY DRST SN



TE Model / Part # 5-103911-7
30 SYSTEM 50 RCPT ASSY DRRRA



TE Model / Part # 5-104550-4
30 SYS50 SURFMNT DRST RCPT LF



TE Model / Part # 5-147378-3
30 SYS50 SMT RCP DR SHD SN



TE Model / Part # 104550-4
30 SYS50 SURFMNT DRST RCPT



TE Model / Part # 103911-7
30 SYSTEM 50 RCPT ASSY DRRRA




TE Model / Part # 104078-4
30 SYSTEM 50 RCPT ASSY DRST



TE Model / Part # 147378-3
30 SYS50 SMT RCP DR SHD W/O HD

Also in the Series | AMPMODU System 50



Board-to-Board Headers & Receptacles(264)



Wire-to-Board Headers & Receptacles (39)

Customers Also Bought




TE Model / Part #2-2064140-2
FOSM ODC LEAD 5.5 2PLUG-LC/PC



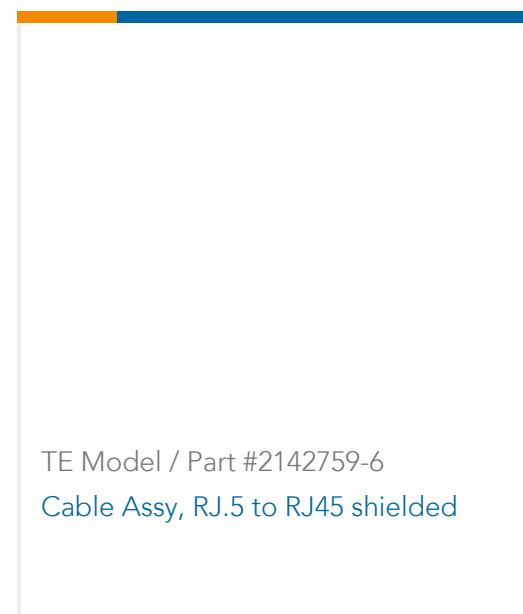

TE Model / Part #5-104118-3
10 SYS 50 HDR DRRRA UNSHRD SN



TE Model / Part #626152-000
D-704-0043



TE Model / Part #1-57051-0
Madison Spec 100-7096 Rev. 3



Documents

Product Drawings

[30 sys 50 hdr drst unshrd sn](#)

English

CAD Files

[3D PDF](#)

3D

Customer View Model

[ENG_CVM_CVM_5-103916-9_Z.2d_dxf.zip](#)

English

Customer View Model

[ENG_CVM_CVM_5-103916-9_Z.3d_igs.zip](#)

English

Customer View Model

[ENG_CVM_CVM_5-103916-9_Z.3d_stp.zip](#)

English

By downloading the CAD file I accept and agree to the [Terms and Conditions](#) of use.

Datasheets & Catalog Pages

[AMPMODU_INTERCONNECTION_SYSTEM_SECTION3AND4](#)

English

Product Specifications

[Application Specification](#)

English

Product Environmental Compliance

[TE Material Declaration](#)

English