

M12 Actuator/Sensor Distribution Boxes

ASBV.../LED

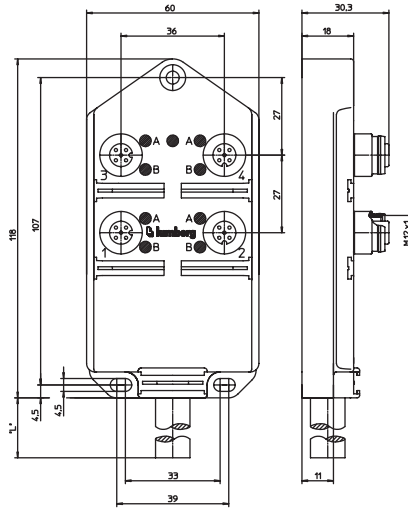


8-Ports (LED)

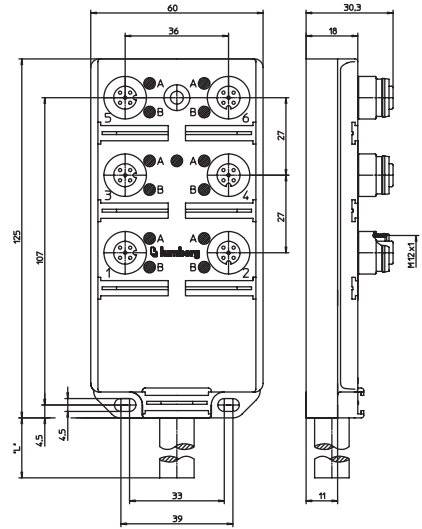
Actuator/sensor distribution box with LED operation and function indicators, top-entry, 4-, 6-, and 8-ports, M12 sockets, 5-poles, 2 signals per socket, with integrated control cable.

— control cable is suitable for c-track applications —

4-Ports



6-Ports



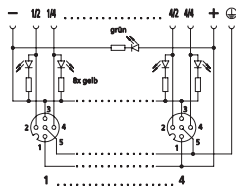
Pin Assignments

M12

Wiring Diagrams

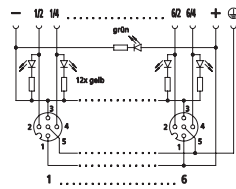


4-Ports



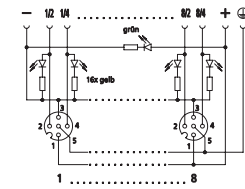
- | | | |
|-----|--------------|------|
| 1 = | brown | (C1) |
| 2 = | grey/pink | (1) |
| | red/blue | (2) |
| | white/green | (3) |
| | brown/green | (4) |
| | blue | (C3) |
| | white | (1) |
| | green | (2) |
| | yellow | (3) |
| | grey | (4) |
| 5 = | green/yellow | (PE) |

6-Ports



- | | | | | | |
|-----|--------------|------|-----|--------------|-----|
| 1 = | brown | (C1) | 4 = | white | (1) |
| 2 = | grey/pink | (1) | | green | (2) |
| | red/blue | (2) | | yellow | (3) |
| | white/green | (3) | | grey | (4) |
| | brown/green | (4) | | pink | (5) |
| | white/yellow | (5) | | red | (6) |
| | yellow/brown | (6) | 5 = | green/yellow | |
| 3 = | blue | (-) | | (PE) | |

8-Ports



- | | | | | | |
|-----|--------------|------|-----|--------------|------|
| 1 = | brown | (C1) | 3 = | blue | (-) |
| 2 = | grey/pink | (1) | 4 = | white | (1) |
| | red/blue | (2) | | green | (2) |
| | white/green | (3) | | yellow | (3) |
| | brown/green | (4) | | grey | (4) |
| | white/yellow | (5) | | pink | (5) |
| | yellow/brown | (6) | | red | (6) |
| | white/grey | (7) | | black | (7) |
| | grey/brown | (8) | | violet | (8) |
| | | | 5 = | green/yellow | (PE) |

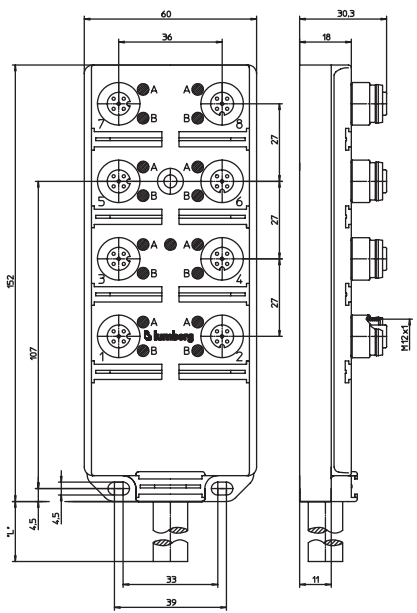


Be Certain with Belden

M12 Actuator/Sensor Distribution Boxes

ASBV 4/LED 5-256 | ASBV 6/LED 5-332 | ASBV 8/LED 5-242

8-Ports



Technical Data

Environmental

Degree of protection IP 67 / NEMA 6P
 Operating temperature range -15°C (+5°F) / +80°C (+176°F)

Mechanical

Housing TPU, self-extinguishing
 Insert PA GF, self-extinguishing
 Contact CuZn, pre-nickeled and 0.8 microns gold-plated
 Receptacle shell CuZn, nickel-plated
 O-ring FKM

Electrical

Contact resistance ≤5mΩ
 Voltage rating 10-30 V DC
 Current rating 4 A per port / 12 A max. total
 Insulation resistance > 10⁹ Ω

Accessories (included)

ZVK 2 dust covers for unused sockets
 ZBS 10 attachable labels

Cable Specifications

Cable No.	Outer Jacket	Conductor Size	Color	Outside Diameter
256	PUR, halogen-free	3 x 1.00 mm ² 8 x 0.50 mm ²	Black	.457" (11.6 mm)
332	PUR, halogen-free	3 x 1.00 mm ² 12x 0.50 mm ²	Black	.358" (9.1 mm)
242	PUR, halogen-free	3 x 1.00 mm ² 16 x 0.50 mm ²	Black	.453" (11.5 mm)

Part Number	Ports	Standard Cable Length	Characteristics
ASBV 4/LED 5-256/...M	4	5M, 10M, 15M	
ASBV 6/LED 5-332/...M	6	5M, 10M, 15M	
ASBV 8/LED 5-242/...M	8	5M, 10M, 15M	

Distribution Boxes