

Long lasting spool design

High flow

Solenoid and Air pilot

1/2" or 3/4" PTF

Low watt options

**Wide range of operators available in 5/2,
and 5/3 configurations**



Technical data

Medium:

Filtered to 40um, lubricated or non-lubricated, compressed air or vacuum

Operation:

Solenoid pilot or air pilot

Mounting:

Inline

Port Sizes:

1/2", or 3/4", ISO G or PTF

Operating Pressure:

Maximum 150 psig (10.3 bar).

Flow Characteristics:

Port	Cv	l/min	scfm
1/2" Inline	5.0	5150	180
3/4" Inline	5.6	6000	210

Operating Temperature

Solenoid Operated Valves:

-20° to 120°F (-29° to 50°C)

Air Operated Valves:

-20° to 160°F (-29° to 71°C)

*Consult our Technical Service for use below 36°F (2°C)

Materials

Valve Body: Aluminum

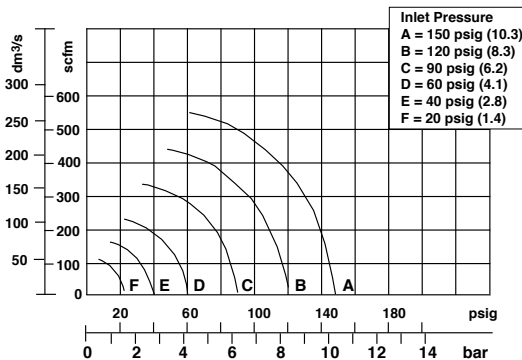
Spool: Aluminum

Elastomers: Nitrile

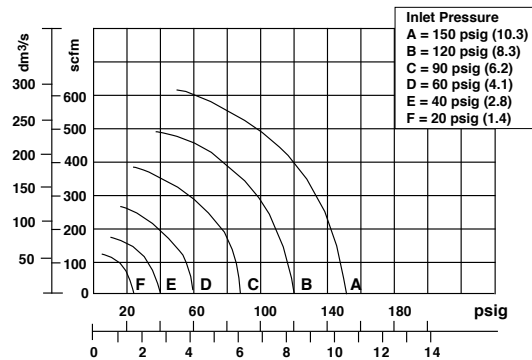
Solenoid Operator Base: PPS plastic

Operator Housing: Zinc

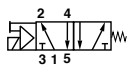
FLOW CHARACTERISTICS
1/2" Ported Inline Valves



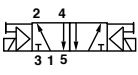
FLOW CHARACTERISTICS
3/4" Ported Inline Valves



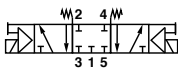
5/2 Solenoid /Spring Return

Symbol	Model	Description	Port size (PTF)	Override	Voltage	Pilot pressure	Weight lbs. (kg)	Repair Kit
	MN01CGA35AJJ*	Single Solenoid	1/2"	Non-locking	110/120 VAC 3.5W	40 - 150 (2.8 - 10.3)	1.42 (.65)	54677-60
	MN01CGA35ALJ*	Single Solenoid	1/2"	Locking	110/120 VAC 3.5W	40 - 150 (2.8 - 10.3)	1.42 (.65)	54677-60
	MN01CGA35AJP*	Single Solenoid	1/2"	Non-locking	24VDC 2W	40 - 150 (2.8 - 10.3)	1.42 (.65)	54677-60
	MN01CGA35ALP*	Single Solenoid	1/2"	Locking	24VDC 2W	40 - 150 (2.8 - 10.3)	1.42 (.65)	54677-60
	MN01CHA35AJJ*	Single Solenoid	3/4"	Non-locking	110/120 VAC 3.5W	40 - 150 (2.8 - 10.3)	1.42 (.65)	54677-60
	MN01CHA35ALJ*	Single Solenoid	3/4"	Locking	110/120 VAC 3.5W	40 - 150 (2.8 - 10.3)	1.42 (.65)	54677-60
	MN01CHA35AJP*	Single Solenoid	3/4"	Non-locking	24VDC 2W	40 - 150 (2.8 - 10.3)	1.42 (.65)	54677-60
	MN01CHA35ALP*	Single Solenoid	3/4"	Locking	24VDC 2W	40 - 150 (2.8 - 10.3)	1.42 (.65)	54677-60

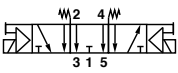
5/2 Double Solenoid

Symbol	Model	Description	Port size (PTF)	Override	Voltage	Pilot pressure	Weight lbs. (kg)	Repair Kit
	MN01CGA25AJJ*	Double Solenoid	1/2"	Non-locking	110/120 VAC 3.5W	20 - 150 (1.4 - 10.3)	1.71 (.78)	54677-60
	MN01CGA25ALJ*	Double Solenoid	1/2"	Locking	110/120 VAC 3.5W	20 - 150 (1.4 - 10.3)	1.71 (.78)	54677-60
	MN01CGA25AJP*	Double Solenoid	1/2"	Non-locking	24VDC 2W	20 - 150 (1.4 - 10.3)	1.71 (.78)	54677-60
	MN01CGA25ALP*	Double Solenoid	1/2"	Locking	24VDC 2W	20 - 150 (1.4 - 10.3)	1.71 (.78)	54677-60
	MN01CHA25AJJ*	Double Solenoid	3/4"	Non-locking	110/120 VAC 3.5W	20 - 150 (1.4 - 10.3)	1.71 (.78)	54677-60
	MN01CHA25ALJ*	Double Solenoid	3/4"	Locking	110/120 VAC 3.5W	20 - 150 (1.4 - 10.3)	1.71 (.78)	54677-60
	MN01CHA25AJP*	Double Solenoid	3/4"	Non-locking	24VDC 2W	20 - 150 (1.4 - 10.3)	1.71 (.78)	54677-60
	MN01CHA25ALP*	Double Solenoid	3/4"	Locking	24VDC 2W	20 - 150 (1.4 - 10.3)	1.71 (.78)	54677-60

5/3 All Ports Blocked

Symbol	Model	Description	Port size (PTF)	Override	Voltage	Pilot pressure	Weight lbs. (kg)	Repair Kit
	MN03CGA25FJJ*	Double Solenoid	1/2"	Non-locking	110/120 VAC 3.5W	40 - 150 (2.8 - 10.3)	1.99 (.90)	54677-61
	MN03CGA25FLJ*	Double Solenoid	1/2"	Locking	110/120 VAC 3.5W	40 - 150 (2.8 - 10.3)	1.99 (.90)	54677-61
	MN03CGA25FJP*	Double Solenoid	1/2"	Non-locking	24VDC 2W	40 - 150 (2.8 - 10.3)	1.99 (.90)	54677-61
	MN03CGA25FLP*	Double Solenoid	1/2"	Locking	24VDC 2W	40 - 150 (2.8 - 10.3)	1.99 (.90)	54677-61
	MN03CHA25FJJ*	Double Solenoid	3/4"	Non-locking	110/120 VAC 3.5W	40 - 150 (2.8 - 10.3)	1.99 (.90)	54677-61
	MN03CHA25FLJ*	Double Solenoid	3/4"	Locking	110/120 VAC 3.5W	40 - 150 (2.8 - 10.3)	1.99 (.90)	54677-61
	MN03CHA25FJP*	Double Solenoid	3/4"	Non-locking	24VDC 2W	40 - 150 (2.8 - 10.3)	1.99 (.90)	54677-61
	MN03CHA25FLP*	Double Solenoid	3/4"	Locking	24VDC 2W	40 - 150 (2.8 - 10.3)	1.99 (.90)	54677-61

5/3 Center Open to Exhaust

Symbol	Model	Description	Port size (PTF)	Override	Voltage	Pilot pressure	Weight lbs. (kg)	Repair Kit
	MN05CGA25FJJ*	Double Solenoid	1/2"	Non-locking	110/120 VAC 3.5W	20 - 150 (1.4 - 10.3)	1.99 (.90)	54677-62
	MN05CGA25FLJ*	Double Solenoid	1/2"	Locking	110/120 VAC 3.5W	20 - 150 (1.4 - 10.3)	1.99 (.90)	54677-62
	MN05CGA25FJP*	Double Solenoid	1/2"	Non-locking	24VDC 2W	20 - 150 (1.4 - 10.3)	1.99 (.90)	54677-62
	MN05CGA25FLP*	Double Solenoid	1/2"	Locking	24VDC 2W	20 - 150 (1.4 - 10.3)	1.99 (.90)	54677-62
	MN05CHA25FJJ*	Double Solenoid	3/4"	Non-locking	110/120 VAC 3.5W	20 - 150 (1.4 - 10.3)	1.99 (.90)	54677-62
	MN05CHA25FLJ*	Double Solenoid	3/4"	Locking	110/120 VAC 3.5W	20 - 150 (1.4 - 10.3)	1.99 (.90)	54677-62
	MN05CHA25FJP*	Double Solenoid	3/4"	Non-locking	24VDC 2W	20 - 150 (1.4 - 10.3)	1.99 (.90)	54677-62
	MN05CHA25FLP*	Double Solenoid	3/4"	Locking	24VDC 2W	20 - 150 (1.4 - 10.3)	1.99 (.90)	54677-62

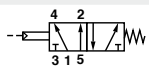
***Additional connectors replace "*" with the code from table below**

Connector Description*	*Connector Code	Order Separately
Cable Grip 0 -240VDC/VAC	A	54934-01
1/2" conduit 0 -240VDC/VAC	C	54934-05
Cable Grip with LED 24VDC/VAC	J	54934-08
Cable Grip with LED 120VAC	B	54934-02
6 ft Molded cable 0-240VDC/VAC	D	54934-21
6 ft molded cable, w/indicator light & surge suppression 24VAC/VDC	E	54934-30
6 ft molded cable, w/indicator light & surge suppression 120VAC/VDC	G	54934-35

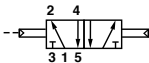
Order example: MN01CGA35AJJA with a Cable Grip Connector

MN05CHA25FLJG with a 6 ft molded cable, w/indicator light & surge suppression 120VAC/VDC

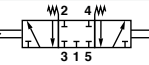
5/2 Air Pilot /Spring Return

Symbol	Model	Description	Pilot port size (PTF)	Port size	Pilot pressure psig (bar)	Weight lbs. (kg)	Repair Kit
	MN01CGA33A000	Single Air	1/8"	1/2"	40 - 150 (2.8 - 10.3)	1.16 (.53)	54677-60
	MN01CHA33A000	Single Air	1/8"	3/4"	40 - 150 (2.8 - 10.3)	1.16 (.53)	54677-60

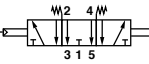
5/2 Double Air Pilot

Symbol	Model	Description	Pilot port size (PTF)	Port size	Pilot pressure psig (bar)	Weight lbs. (kg)	Repair Kit
	MN01CGA23A000	Double Air	1/8"	1/2"	20 - 150 (1.4 - 10.3)	1.16 (.53)	54677-60
	MN01CHA23A000	Double Air	1/8"	3/4"	20 - 150 (1.4 - 10.3)	1.16 (.53)	54677-60

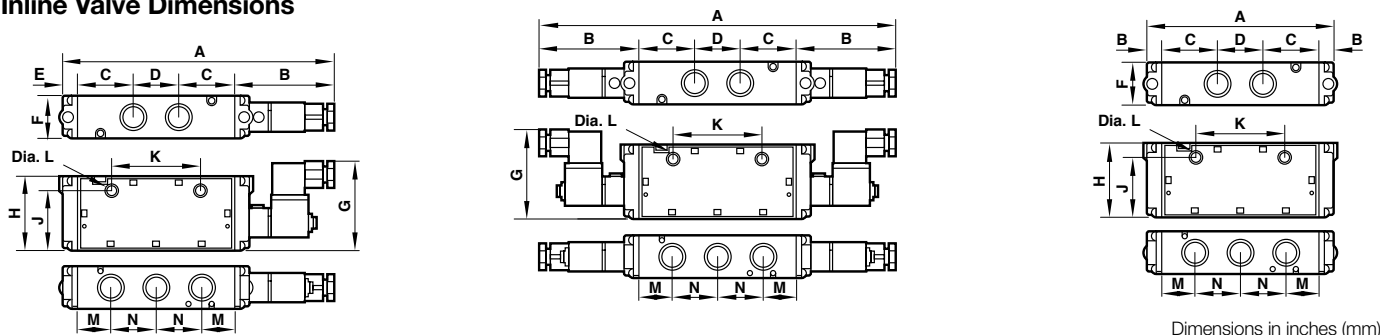
5/3 All Ports Blocked

Symbol	Model	Description	Pilot port size (PTF)	Port size	Pilot pressure psig (bar)	Weight lbs. (kg)	Repair Kit
	MN03CGA23F000	Double Air	1/8"	1/2"	40 - 150 (2.8 - 10.3)	1.42 (.65)	54677-61
	MN03CHA23F000	Double Air	1/8"	3/4"	40 - 150 (2.8 - 10.3)	1.42 (.65)	54677-61

5/3 Center Open to Exhaust

Symbol	Model	Description	Pilot port size (NPT)	Port size	Pilot pressure psig (bar)	Weight lbs. (kg)	Repair Kit
	MN05CGA23F000	Double Air	1/8" NPT	1/2"	20 - 150 (1.4 - 10.3)	1.42 (.65)	54677-62
	MN05CHA23F000	Double Air	1/8" NPT	3/4"	20 - 150 (1.4 - 10.3)	1.42 (.65)	54677-62

Inline Valve Dimensions



Valve	A	B	C	D	E	F	G	H	J	K	L	M	N
Solenoid Pilot Operator — 5/2 Nondetent Single Solenoid	9.46 (240)	3.53 (90)	1.91 (49)	1.48 (38)	0.63 (16)	1.44(37)	2.71 (69)	2.44 (62)	1.94 (49)	3.00 (76)	0.27 (7)	1.17 (30)	1.48 (38)
Double Solenoid	12.36 (314)	3.53 (90)	1.91 (49)	1.48 (38)	—	1.44 (37)	2.71 (69)	2.44 (62)	1.94 (49)	3.00 (76)	0.27 (7)	1.17 (30)	1.48 (38)
Solenoid Pilot Operator — 5/2 Detent or 5/2 Nondetent Single Air*	13.30 (338)	4.00 (102)	1.91 (49)	1.48 (38)	—	1.44 (37)	2.71 (69)	2.44 (62)	1.94 (49)	3.00 (76)	0.27 (7)	1.17 (30)	1.48 (38)
Air Pilot Operator — 5/2 Nondetent Single Air*	6.56 (167)	0.63 (16)	1.91 (49)	1.48 (38)	0.63 (16)	1.44 (37)	—	2.44 (62)	1.94 (49)	3.00 (76)	0.27 (7)	1.17 (30)	1.48 (38)
Double Air	6.56 (7)	0.63 (16)	1.91 (49)	1.48 (38)	—	1.44 (37)	—	2.44 (62)	1.94 (49)	3.00 (76)	0.27 (7)	1.17 (30)	1.48 (38)
Air Pilot Operator — 5/2 Detent or 5/3 Spring Centered Double Air	7.50 (191)	1.10 (28)	1.91 (49)	1.48 (38)	—	1.44 (37)	—	2.44 (62)	1.94 (49)	3.00 (76)	0.27 (7)	1.17 (30)	1.48 (38)

*With air-assisted spring return, spring return or integral air return

Part Numbers for Replacement Solenoid Coils

Code*	Description	Wattage	Model
N	12 VDC,	2W	54469-01
P	24 VDC,	2W	54469-02
L	24 V/60Hz-24 V/50Hz,	3.5W	54469-04
J	120V/60Hz-110 V/50Hz,	3.5W	54469-03
S	110 VDC,	3.5W	54469-06
Z	12 VDC,	7.5W	54452-02
1	24 VDC,	6W	54452-03
W	24 V/60Hz-24 V/50Hz,	7.5W	54452-05
T	120 V/60Hz-110 V/50Hz,	7.5W	54452-01
V	240 V/60Hz-220 V/50Hz,	7.5W	54452-07

*Code represents the digit found in the 12th position of your Nugget 500 part number

Part Numbers for Replacement Connectors

Code*	Description	Model
A	Cable grip	54934-01
B	Cable grip with indicator light 110/220 VAC/DC	52934-02
J	Cable grip with indicator light 220 VAC/DC	54934-08
C	1/2" NPT conduit	54934-05
D	Molded 5-ft cable 0-220 VAC/DC	54934-21
E	Molded 5-ft cable with indicator light and surge suppression 220 VAC/DC	54934-30
G	Molded 5-ft cable with indicator light and surge suppression 220 VAC/DC	54934-30

*Code represents the digit found in the 13th position of your Nugget 500 part number

Spool replacement kits:	
5/2 valve spool replacement	54677-60
5/3 APB valve spool replacement	54677-61
5/3 COE valve spool replacement	54677-62

APB = All Ports Blocked
 COE = Center Open Exhaust

Nugget 500 Product Deconfigurator

