



0 dBi Tunable Telescopic Portable Antenna 118-174 MHz BNC Connector

Antennas Technical Data Sheet

HG110TEL-BNC

Features

- Telescopic radiator
- Flexible support mast for impact resistance
- UV Stabilized
- Field Tunable

Applications

- Portable hand-held instrumentation
- Bench test equipment
- Fixed wireless monitoring equipment

Description

This telescopic, field tunable VHF antenna is ideally suited for portable and fixed applications.

Configuration

| | |
|------------------------------|------------------|
| Design | Portable |
| Application Band | VHF |
| Band Type | Single |
| Radiation Pattern | Omni Directional |
| Polarization | Vertical |
| Ground Plane | Dependent |
| Connector Type | BNC Plug |
| Housing Material and Plating | Polyolefin |

Electrical Specifications

| Description | Minimum | Typical | Maximum | Units |
|---------------------------------------|---------|---------|---------|-------|
| Frequency Range (field tunable range) | 118 | | 174 | MHz |
| Input VSWR | | 2:1 | | |
| Impedance | | 50 | | Ohms |
| Gain | | 0 | | dBi |
| Input Power | | | 10 | Watts |

Mechanical Specifications

| | |
|-------------------|---------------------|
| Housing Material | Polyolefin |
| Radiator Material | Brass |
| Radiator Finish | Black Chrome |
| Size | |
| Length | 8.43 in [214.12 mm] |

Connectors

| Description | Connector 1 | Connector 2 | Connector 3 |
|---------------------------|---------------|-------------|-------------|
| Body Material and Plating | Brass, Nickel | | |

Click the following link (or enter part number in "SEARCH" on website) to obtain additional part information including price, inventory and certifications: [0 dBi Tunable Telescopic Portable Antenna 118-174 MHz BNC Connector HG110TEL-BNC](#)



an INFINIT[®] brand



0 dBi Tunable Telescopic Portable Antenna 118-174 MHz BNC Connector

Antennas Technical Data Sheet

HG110TEL-BNC

Environmental Specifications

Temperature

Operating Range

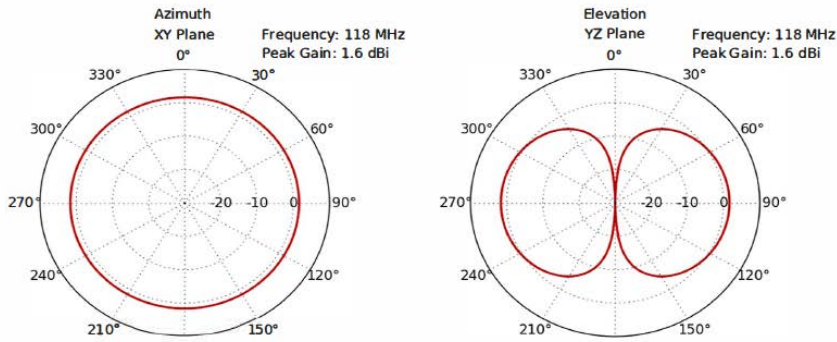
-20 to +65 deg C

Compliance Certifications (see [product page](#) for current document)

Plotted and Other Data

Notes:

Typical Radiation Pattern



Click the following link (or enter part number in "SEARCH" on website) to obtain additional part information including price, inventory and certifications: [0 dBi Tunable Telescopic Portable Antenna 118-174 MHz BNC Connector HG110TEL-BNC](#)



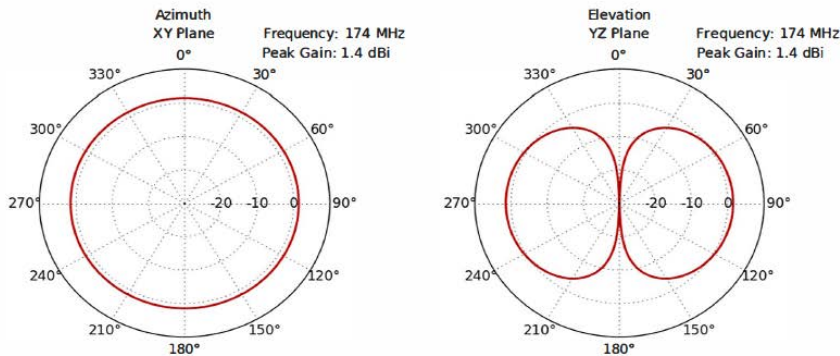
an INFINIT® brand

0 dBi Tunable Telescopic Portable Antenna 118-174 MHz BNC Connector



Antennas Technical Data Sheet

HG110TEL-BNC



Our portfolio includes cable assemblies, connectors, adapters and custom products, as well as their wireless product line which includes antennas, RF amplifiers, coaxial lightning and surge protectors, and NEMA rated enclosures.

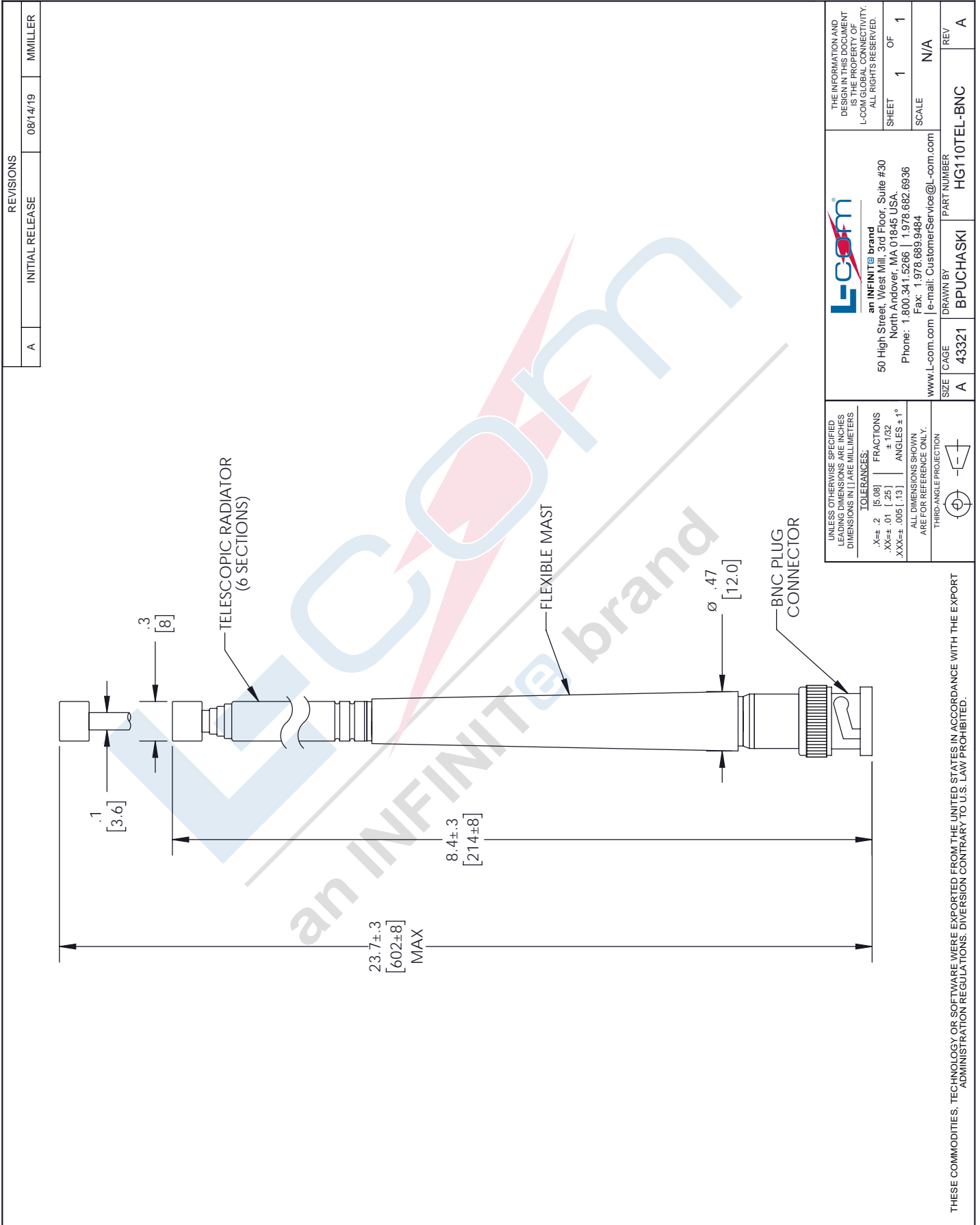
Click the following link (or enter part number in "SEARCH" on website) to obtain additional part information including price, inventory and certifications: [0 dBi Tunable Telescopic Portable Antenna 118-174 MHz BNC Connector HG110TEL-BNC](#)

URL: <https://www.l-com.com/Undefined URL for PN HG110TEL-BNC-p.aspx>

The information contained in this document is accurate to the best of our knowledge and representative of the part described herein. It may be necessary to make modifications to the part and/or the documentation of the part, in order to implement improvements. L-com reserves the right to make such changes as required. Unless otherwise stated, all specifications are nominal. L-com does not make any representation or warranty regarding the suitability of the part described herein for any particular purpose, and L-com does not assume any liability arising out of the use of any part or documentation.

HG110TEL-BNC CAD Drawing

0 dBi Tunable Telescopic Portable Antenna 118-174 MHz BNC Connector



| | | | |
|-----------|-----------------|----------|---------|
| REVISIONS | | 08/14/19 | MMILLER |
| A | INITIAL RELEASE | | |

| | | | |
|---|-------|--|--------------|
| <p>UNLESS OTHERWISE SPECIFIED, ALL DIMENSIONS ARE IN INCHES. DIMENSIONS IN [] ARE IN MILLIMETERS.</p> <p>TOLERANCES:</p> <p>.X±.2 [5.08] FRACTIONS ± 1/32 .XX±.01 [.25] ± 1/64 .XXX±.005 [.13] ANGLES ± 1°</p> <p>ALL DIMENSIONS SHOWN ARE FOR REFERENCE ONLY.</p> <p>THIRD-ANGLE PROJECTION</p> | | <p>THE INFORMATION AND DESIGN IN THIS DOCUMENT IS THE PROPERTY OF L-COM. ALL RIGHTS RESERVED.</p> <p>SHEET 1 OF 1</p> <p>SCALE N/A</p> | |
| <p>an INFINITE brand</p> <p>50 High Street, West Mill, 3rd Floor, Suite #30 North Andover, MA 01845 USA Phone: 1 800 341 5266 1 978 682 6936 Fax: 1 978 689 9484 www.L-com.com e-mail: CustomerService@L-com.com</p> | | <p>www.L-com.com e-mail: CustomerService@L-com.com</p> | |
| SIZE | CAGE | DRAWN BY | PART NUMBER |
| A | 43321 | BPUCHASKI | HG110TEL-BNC |
| | | | REV |
| | | | A |

THESE COMMODITIES, TECHNOLOGY OR SOFTWARE WERE EXPORTED FROM THE UNITED STATES IN ACCORDANCE WITH THE EXPORT ADMINISTRATION REGULATIONS. DIVERSION CONTRARY TO U.S. LAW PROHIBITED.