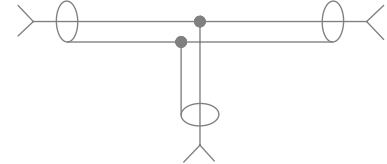
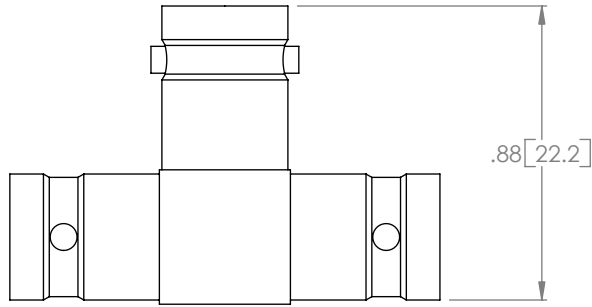
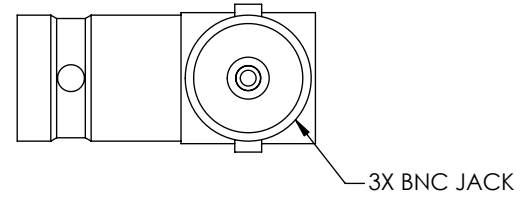
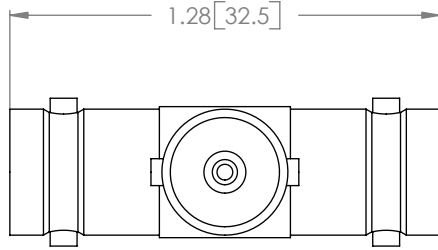


THE INFORMATION CONTAINED IN THIS DRAWING IS THE SOLE PROPERTY OF L-COM, INC. ANY REPRODUCTION IN PART OR WHOLE WITHOUT THE WRITTEN PERMISSION OF L-COM, INC. IS PROHIBITED.

REVISIONS			
REV	DESCRIPTION	DATE	CHANGED BY
A	RELEASED FOR PRODUCTION	05/04/01	MCCORMICK
B.	ECN 3131: UPDATE DWG FORMAT	12/28/07	D.GRIFFIN



CIRCUIT DIAGRAM

D
C
B
A

D
C
B
A

NOTES:

MATERIAL:
 BODY - ZINC ALLOY (DIECAST)
 CONTACT - BRASS, GOLD FLASHED
 INSULATOR - DELRIN
 NOMINAL CHARACTERISTIC IMPEDANCE: 50 OHMS

RoHS Compliant ✓

L-com CONNECTIVITY PRODUCTS		45 BEECHWOOD DRIVE NORTH ANDOVER, MA 01845	
DRAWN BY MCCORMICK		DATE 05/02/01	
CHECKED BY D.PARHAM		DATE 05/04/01	
APPROVED BY T.CLARK		DATE 05/04/01	
CATEGORY COAXIAL			
PRODUCT DESCRIPTION ADAPTOR TEE BNC F/F/F			
SIZE A	FSCM NO. 43321	DWG. NO. BA832E	REV. B
SCALE: NONE CAD FILE: BA832E.SLDDRW			SHEET 1 OF 1

UNLESS OTHERWISE SPECIFIED, DIMENSIONS ARE IN INCHES [mm]	APPROVALS	DATE
	DRAWN BY MCCORMICK	05/02/01
TOLERANCES TO BE: .X ±.1 [2.5] ANGLES ±2° .XX ±.01 [.25] .XXX ±.005 [.13]	CHECKED BY D.PARHAM	05/04/01
	APPROVED BY T.CLARK	05/04/01
OVERALL CABLE LENGTH TOL: ≤ 60 [1524] +3 [76.2] / -0 > 60 [1524] +5% / -0%	CONFIGURATION DETAILS OF UNDIMENSIONED FEATURES MAY VARY	
PROJ		