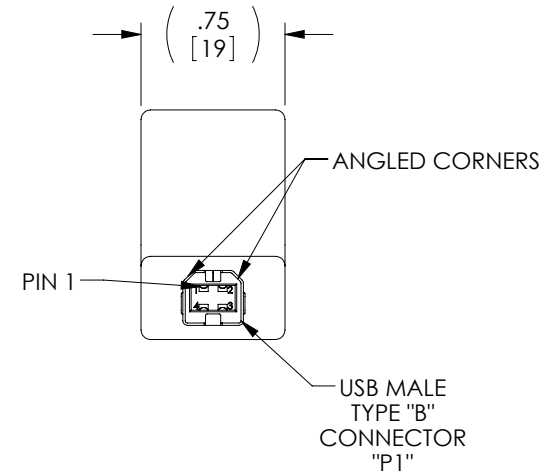
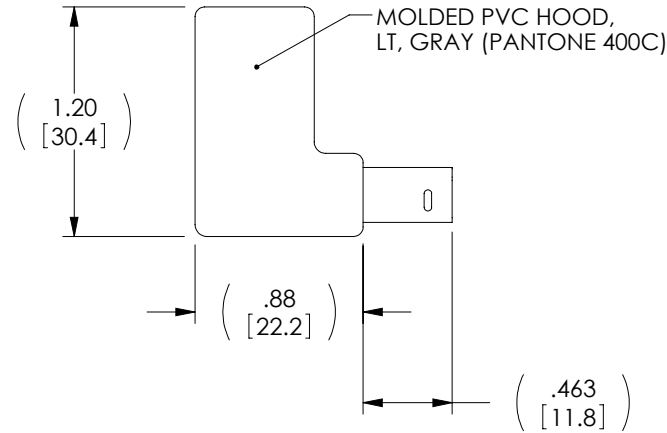
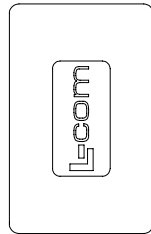
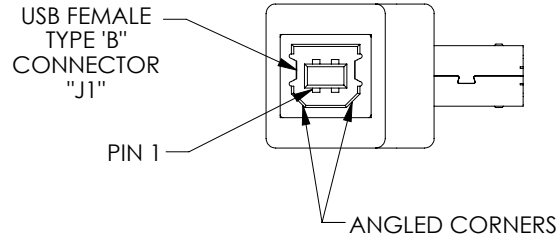


THE INFORMATION CONTAINED IN THIS DRAWING IS THE SOLE PROPERTY OF L-COM, INC. ANY REPRODUCTION IN PART OR WHOLE WITHOUT THE WRITTEN PERMISSION OF L-COM, INC. IS PROHIBITED.

REVISIONS			
REV	DESCRIPTION	DATE	APPROVED
A	CN RELEASE	6/27/11	D.GRIFFIN



WIRE MAP			
"J1"	"P1"	WIRE	SIGNAL
1	1	20 AWG (RED)	VCC
2	2	28 AWG (WHITE)	-DATA
3	3	28 AWG (GREEN)	+DATA
4	4	20 AWG (BLACK)	GND
SHELL	SHELL	DRAIN	



RoHS Compliant ✓

NOTES:

- ADAPTOR SHALL BE TESTED FOR CONTINUITY.
- ADAPTOR SHALL BE INDIVIDUALLY PACKAGED IN ACCORDANCE WITH L-COM SPEC. PS-0031.

UNLESS OTHERWISE SPECIFIED, DIMENSIONS ARE IN INCHES [mm] OVERALL CABLE LENGTH TOLERANCE: ≤12 [305] = +1 [25] / -0 >12 [305] ≤60 [1524] = +2 [51] / -0 >60 [1524] ≤120 [3048] = +4 [102] / -0 >120 [3048] ≤300 [7620] = +6 [152] / -0 >300 [7620] = +3% / -0%	APPROVALS	DATE	L-com Global Connectivity 45 BEECHWOOD DRIVE NORTH ANDOVER, MA 01845
	DRAWN BY D. CASTRO	2/28/11	
ALL OTHER DIMENSIONAL TOLERANCES: .X = ±.2 .XX = ±.02 .XXX = ±.005	CHECKED BY D. PARHAM	2/28/11	CATEGORY USB
	APPROVED BY S. SMITH	2/28/11	PRODUCT DESCRIPTION ADPT, USB B M/F 90 DEG EXIT 1
PROJECTION 	CONFIGURATION DETAILS OF UNDIMENSIONED FEATURES MAY VARY	COLOR VARIATIONS MAY OCCUR	SIZE A FSCM NO. 43321 DWG. NO. UADBB90-1 REV. A
SCALE: NONE		CAD FILE: UADBB90-1.SLDRW	SHEET 1 OF 1