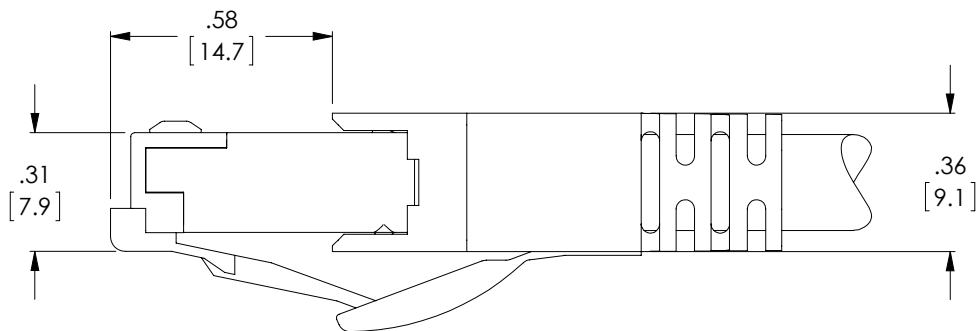
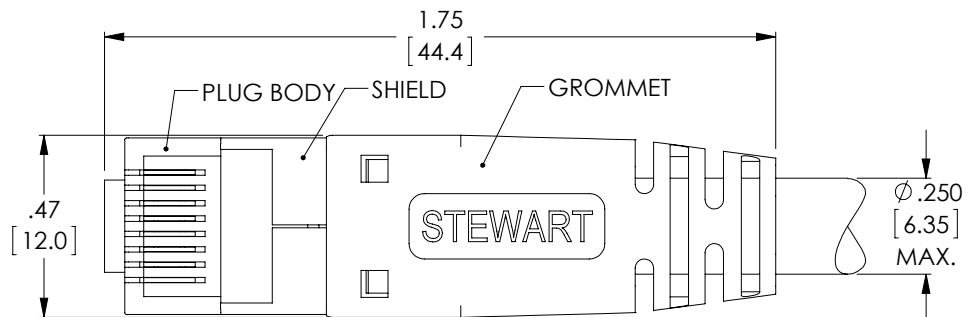
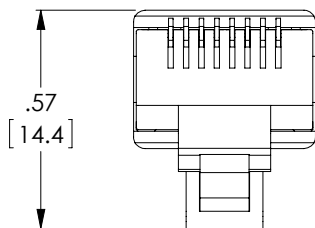


THE INFORMATION CONTAINED IN THIS DRAWING IS THE SOLE PROPERTY OF L-COM, INC. ANY REPRODUCTION IN PART OR WHOLE WITHOUT THE WRITTEN PERMISSION OF L-COM, INC. IS PROHIBITED.

REVISIONS			
REV	DESCRIPTION	DATE	APPROVED
A	INITIAL RELEASE	8/30/13	D.GRIFFIN

PART	MATERIAL	QTY. (PER PLUG ASSEMBLY)
PRE-INSERTED PLUG BODY WITH SHIELD	CLEAR POLYCARBONATE, UL 94-V0	1
GROMMET	BLACK POLYCARBONATE, UL 94-V0	1
WIRE ALIGNER (NOT SHOWN)	CLEAR POLYCARBONATE, UL 94-V0	1
LOAD BAR (NOT SHOWN)	CLEAR POLYCARBONATE, UL 94-V0	1

PART NUMBER	NUMBER OF PLUG ASSEMBLIES PER PACKAGE
TSP6188S	1
TSP6188S-25	25
TSP6188S-50	50



**NOTES:**

1. MATERIAL:  
CONTACTS: COPPER ALLOY, 50 μINCHES SELECTIVE GOLD PLATING  
SHIELD: COPPER ALLOY, NICKEL PLATING
2. PRODUCT DESIGNED FOR CATEGORY 6A APPLICATIONS.
3. CONTACTS TERMINATE SOLID OR STRANDED CONDUCTORS BETWEEN .033 [0.84] TO .038 [0.97] OUTSIDE DIAMETER OF INSULATION.
4. CRIMP IS FOR CABLES WITH OUTSIDE NOMINAL DIAMETER OF .230 [5.84] TO .250 [6.35].
5. ALL DIMENSIONS ARE FOR REFERENCE ONLY.
6. COMPONENT(S) SHALL BE PACKAGED UN-ASSEMBLED IN ACCORDANCE WITH L-COM SPECIFICATION PS-0031. SEE TABLE FOR NUMBER OF PLUG ASSEMBLIES PER PACKAGE.

**REGULATORY COMPLIANCE:**  
ROHS, CE

UNLESS OTHERWISE SPECIFIED, DIMENSIONS ARE IN INCHES [mm] OVERALL CABLE LENGTH TOLERANCE: ≤12 [305] = +1 [25] / -0 >12 [305] ≤60 [1524] = +2 [51] / -0 >60 [1524] ≤120 [3048] = +4 [102] / -0 >120 [3048] ≤300 [7620] = +6 [152] / -0 >300 [7620] = +5% / -0%	APPROVALS	DATE		45 BEECHWOOD DRIVE NORTH ANDOVER, MA 01845
	DRAWN BY D. DESJARDIN	8/30/13		
ALL OTHER DIMENSIONAL TOLERANCES: .X = ± .2 [5.08] .XX = ± .02 [1.51] .XXX = ± .005 [1.13]	CHECKED BY D. GUITADAURO	8/30/13	CATEGORY TELECOM/MODULAR	
	APPROVED BY M. MARTINEZ	8/30/13	PRODUCT DESCRIPTION PLUG, RJ45 CAT6A SHD W/SR	
PROJECTION 	COLOR VARIATIONS MAY OCCUR	1AD03-040	SIZE <b>A</b>	FSCM NO. <b>43321</b>
			DWG. NO. TSP6188S	REV. <b>A</b>
			SCALE: NONE	CAD FILE: TSP6188S.SLDDRW
			SHEET 1 OF 1	