

Price Index



4 Widths
8 Bending Radii



Interior separation possible



Mounting bracket with or without strain relief tiewrap plates



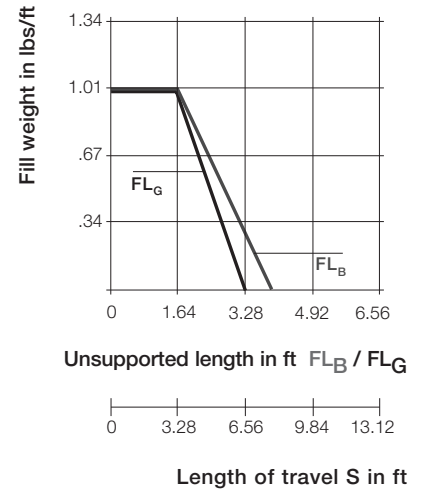

2 options for steel mounting brackets



Quickfix: mounting bracket with pin
Call for availability

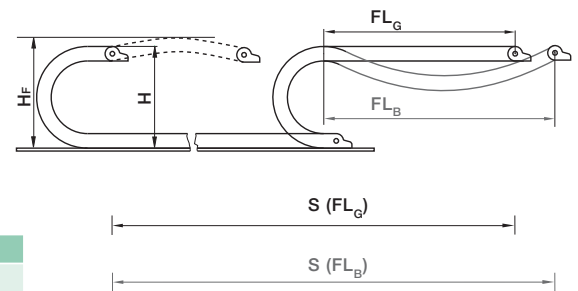


For new applications we recommend:
New Series 10 E2 "mini" Page 4.28



Unsupported length

- FL_B = unsupported with permitted sag
- FL_G = unsupported with straight upper run



Product Range:

Inner widths (Bi) inches (mm):	.59 (15), .98 (25), 1.50 (38), 1.97 (50),
Bending Radii (R) inches (mm):	1.10 (028), 1.50 (038), 1.89 (048), 2.95 (75),
Pitch:	1.20 (30.5 mm)/link = 10.06 links/ft (33 links/m)



When to use the Series 10 E2 "mini":

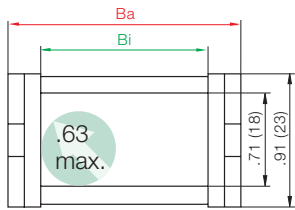
- If snap-open links are not necessary
- If connection options are required (Quicksnap, Quickfix, etc.)



When not to use the Series 10 E2 "mini":

- If snap-open links are required
 - ▶ New Series 15 "Zipper", **Chapter 3**
- If quick insertion of cables with pre-assembled connectors is required
 - ▶ New Series E14 "E-Z Chain", **Chapter 2**

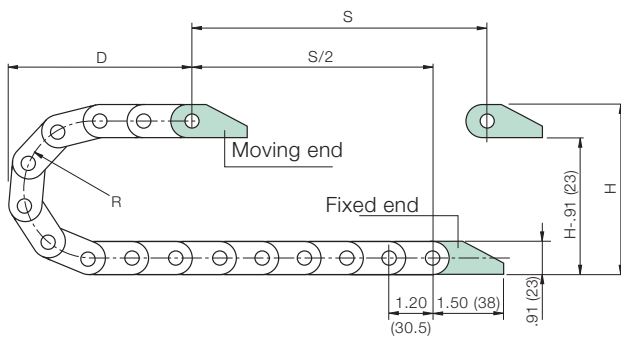
Series 10 E2 "mini"



Part No.	Bi	Ba	Bending Radii for ALL Widths	
10-1	.59 (15)	1.02 (26)		1.10 (028)
10-2	.98 (25)	1.42 (36)		1.50 (038)
10-3	1.50 (38)	1.93 (49)		1.89 (048)
10-4	1.97 (50)	2.40 (61)		2.95 (075)

Supplement part number with required radius
for example, 10-2-038-0

Installation Dimensions



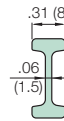
R	1.10 (28)	1.50 (38)	1.89 (48)	2.95 (75)
H*	3.15 (80)	3.94 (100)	4.72 (120)	6.89 (175)
D	2.76 (70)	3.15 (80)	3.54 (90)	4.72 (120)
K	5.91 (150)	7.28 (185)	8.46 (215)	11.81 (300)

*The required clearance height is HF = H + .79 (20) with 1.01 lbs/ft (1.5 kg/m) fill weight. Please consult igus® if space is particularly restricted.

- Pitch: = 1.20 (30.5 mm per link)
- Links per ft (m): = 10.06 (33)
- Chain length: = $\frac{S}{2} + K$

Interior separation

These separators are used when vertical subdivision is required.



Vertical Separators

Unassembled	Part No. 101
Assembled	Part No. 111

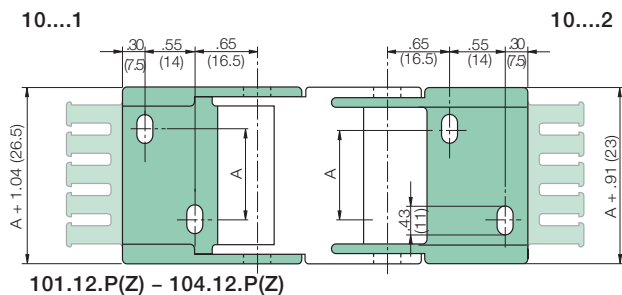
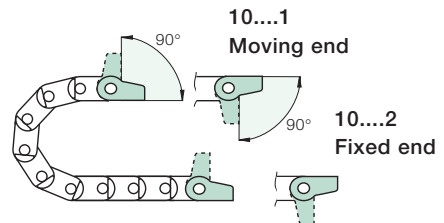
Mounting Brackets

Option 1: polymer, one-piece

● Mounting bracket with or without strain relief tiwrap plates



- One-piece mounting bracket
- Corrosion resistant
- Available pre-assembled
- Inner and outer attachment possible
- Flush mounting




Chain Type	Part No. Full Set with Tiewrap Plates	Part No. Set Mounting Brackets	Dimension A in. (mm)
10-1	101-12PZ	101-12P	(0)
10-2	102-12PZ	102-12P	.39 (10)
10-3	103-12PZ	103-12P	.91 (23)
10-4	104-12PZ	104-12P	1.38 (35)

10...12 = Full set, each part with pin/bore

10... 1 = Mounting bracket with bore

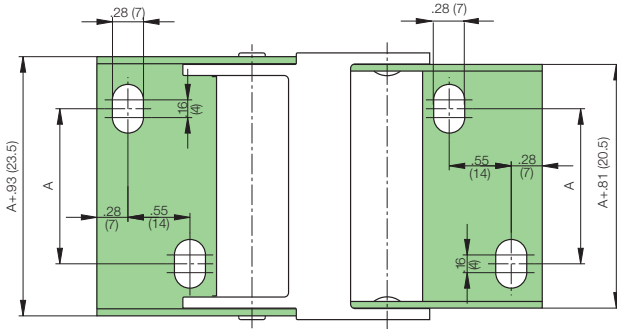
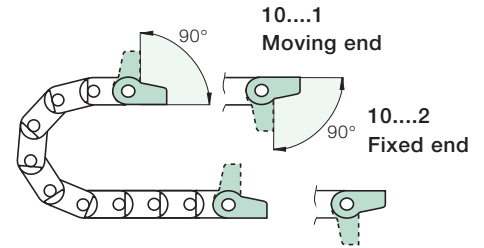
10... 2 = Mounting bracket with pin



Mounting Brackets

Option 2: steel, one-piece

- One-piece mounting bracket
- Available pre-assembled
- Inner and outer attachment possible



101-12 - 104-12

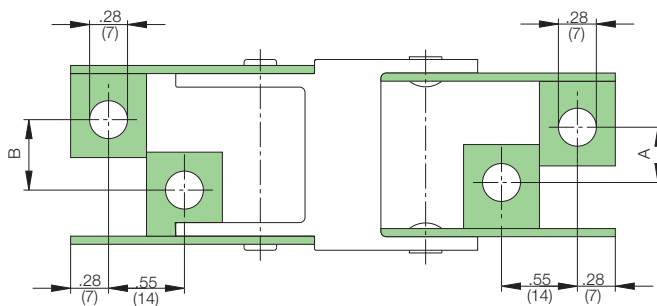
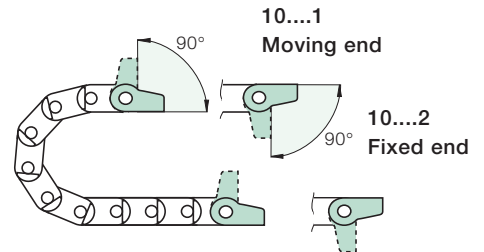
Chain Type	Part No. One-Piece	Dimension A in. (mm)	Dimension B in. (mm)
10-1	101-12	.00 (0)	.12 (3)
10-2	102-12	.39 (10)	.51 (13)
10-3	103-12	.91 (23)	1.02 (26)
10-4	104-12	1.38 (35)	1.50 (38)

101...12 = Full set, each part with pin/bore
101... 1 = Mounting bracket with bore
101.. 2 = Mounting bracket with pin

Mounting Brackets

Option 3: steel, two-piece

- One set, suitable for all widths

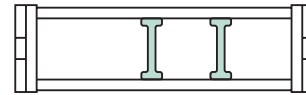
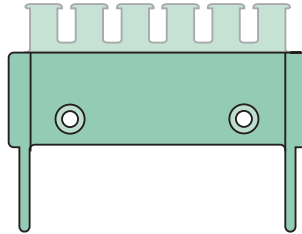
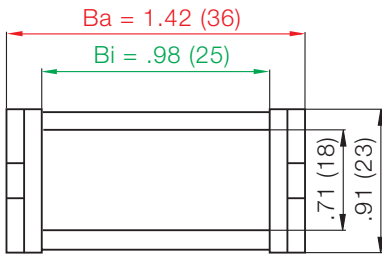


101-12 - 104-12

Chain Type	Part No. One-Piece	Dimension A in. (mm)	Dimension B in. (mm)
10-1	100-12	.00 (0)	.12 (3)
10-2	100-12	.39 (10)	.51 (13)
10-3	100-12	.91 (23)	1.02 (26)
10-4	100-12	1.38 (35)	1.50 (38)

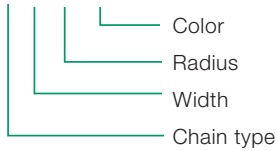
Order Example and Technical Data: Series 10 E2 "mini"

Order example



1. Chain selection:

10-2-038-0



2. Mounting brackets:

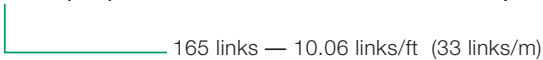
102-12PZ



3. Interior separation:

2 separators, unassembled, (Part No. 101),
or
assembled every other link (Part No. 111).
Alternative interior separation configuration
according to design layout possible.

For 16.4 ft (5 m) chain, color black, with mounting brackets and two separators:
16.4 ft (5 m) 10-2-038-0 and 102-12PZ and two separators 111 assembled every other link



Technical data

Chain Type	Weight Per Link		Weight Per Meter	
	(oz.)	(g)	(lbs)	(kg)
10-1	.35	(≈ 10)	.24	(≈ 0.35)
10-2	.42	(≈ 12)	.27	(≈ 0.40)
10-3	.49	(≈ 14)	.31	(≈ 0.46)
10-4	.56	(≈ 16)	.35	(≈ 0.52)

Material	igumid G
Permitted temperature	-40°/+266°F (-40°/+130°C)
Gliding speed max.	16.4 ft/s (5 m/s)
Unsupported V max.	32.8 ft/s (10 m/s)
Flammability class	VDE 0304 IIC UL94 HB

● Details of material properties

▶ Design, Chapter 1

