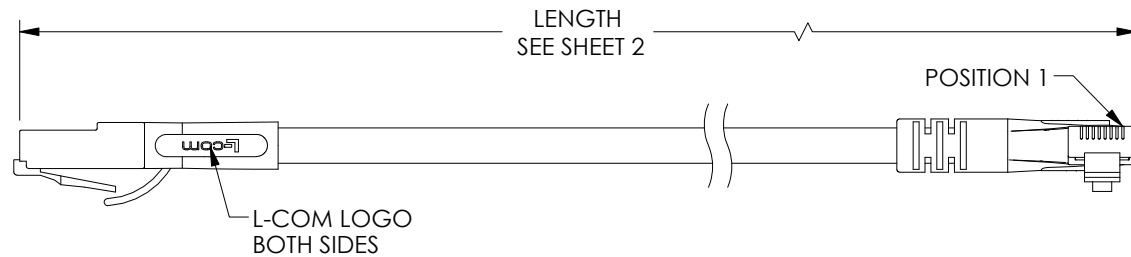
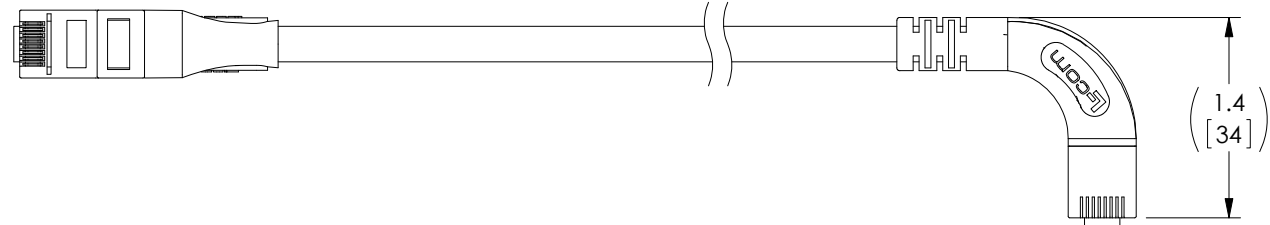


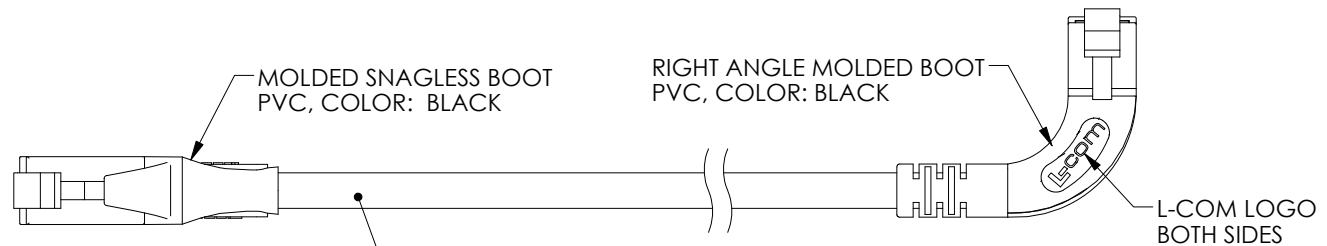
THE INFORMATION CONTAINED IN THIS DRAWING IS THE SOLE PROPERTY OF L-COM, INC. ANY REPRODUCTION IN PART OR WHOLE WITHOUT THE WRITTEN PERMISSION OF L-COM, INC. IS PROHIBITED.

REVISIONS			
REV	DESCRIPTION	DATE	APPROVED
A	INITIAL RELEASE	3/30/11	D.GRIFFIN
B	ECN5598: ADDED YELLOW & ORANGE P/N'S TO TABLE, REMOVED UL TYPE CMG	7/12/11	D.FP
C	ECN6552: ADDED CHANNEL RATING NOTE	2/15/13	D.DESJARDIN
D	ECN 7667: REMOVE CHANNEL RATING NOTE AND ALL LENGTHS OVER 30 FT	11/11/14	D.FRISIELLO



P1
RJ45 MODULAR
UNSHIELDED PLUG
GOLD PLATED CONTACTS
(8P8C)

P2
RJ45 MODULAR
UNSHIELDED PLUG
GOLD PLATED CONTACTS
(8P8C)



FOUR UNSHIELDED TWISTED PAIRS, CATEGORY 5E
24 AWG STRANDED COPPER
PVC JACKET SEE SHEET 2 FOR COLOR

WIRING MAP

P1		P2
1		1 WHT/ORN 2 ORN
2		3 WHT/GRN 6 GRN
3		5 WHT/BLU 4 BLU
6		7 WHT/BRN 8 BRN

NOTES:

1. PLUG CONFORMS TO TIA-1096
2. CABLE ASSEMBLY SHALL BE TESTED FOR CONTINUITY.
3. CABLE ASSEMBLY SHALL BE INDIVIDUALLY PACKAGED IN ACCORDANCE WITH L-COM SPECIFICATION PS-0031.

REGULATORY COMPLIANCE:
CE2011/65/EU (RoHS DIRECTIVE)

UNLESS OTHERWISE SPECIFIED, DIMENSIONS ARE IN INCHES [mm] OVERALL CABLE LENGTH TOLERANCE: ≤12 [305] = +1 [25] / -0 >12 [305] ≤60 [1524] = +2 [51] / -0 >60 [1524] ≤120 [3048] = +4 [102] / -0 >120 [3048] ≤300 [7620] = +6 [152] / -0 >300 [7620] = +5% / -0%	APPROVALS	DATE		45 BEECHWOOD DRIVE NORTH ANDOVER, MA 01845
	DRAWN BY D. PARHAM	08/16/2010		CATEGORY TELECOM/MODULAR
ALL OTHER DIMENSIONAL TOLERANCES: .X = ±.2 [5.08] .XX = ±.02 [1.51] .XXX = ±.005 [1.13]	CHECKED BY C. JEREZ	08/16/2010	PRODUCT DESCRIPTION C5E PVC UTP STR-RGT	
PROJECTION 	APPROVED BY P. McNEIL	08/17/2010	CONFIGURATION DETAILS OF UNDIMENSIONED FEATURES MAY VARY	SCALE: NONE
	COLOR VARIATIONS MAY OCCUR	SIZE A	FSCM NO. 43321	DWG. NO. TRD815RA7
			CAD FILE: TRD815RA7.SLDDRW	SHEET 1 OF 2

THE INFORMATION CONTAINED IN THIS DRAWING IS THE SOLE PROPERTY OF L-COM, INC. ANY REPRODUCTION IN PART OR WHOLE WITHOUT THE WRITTEN PERMISSION OF L-COM, INC. IS PROHIBITED.



PART NUMBER	COLOR	LENGTH FEET [METERS]	PART NUMBER	COLOR	LENGTH FEET [METERS]	PART NUMBER	COLOR	LENGTH FEET [METERS]	PART NUMBER	COLOR	LENGTH FEET [METERS]
TRD815RA7BLK-1	BLACK	1.0 [0.30]	TRD815RA7RD-1	RED	1.0 [0.30]	TRD815RA7GRY-1	GRAY	1.0 [0.30]	TRD815RA7Y-1	YELLOW	1.0 [0.30]
TRD815RA7BLK-2	BLACK	2.0 [0.61]	TRD815RA7RD-2	RED	2.0 [0.61]	TRD815RA7GRY-2	GRAY	2.0 [0.61]	TRD815RA7Y-2	YELLOW	2.0 [0.61]
TRD815RA7BLK-3	BLACK	3.0 [0.91]	TRD815RA7RD-3	RED	3.0 [0.91]	TRD815RA7GRY-3	GRAY	3.0 [0.91]	TRD815RA7Y-3	YELLOW	3.0 [0.91]
TRD815RA7BLK-5	BLACK	5.0 [1.52]	TRD815RA7RD-5	RED	5.0 [1.52]	TRD815RA7GRY-5	GRAY	5.0 [1.52]	TRD815RA7Y-5	YELLOW	5.0 [1.52]
TRD815RA7BLK-7	BLACK	7.0 [2.13]	TRD815RA7RD-7	RED	7.0 [2.13]	TRD815RA7GRY-7	GRAY	7.0 [2.13]	TRD815RA7Y-7	YELLOW	7.0 [2.13]
TRD815RA7BLK-10	BLACK	10.0 [3.05]	TRD815RA7RD-10	RED	10.0 [3.05]	TRD815RA7GRY-10	GRAY	10.0 [3.05]	TRD815RA7Y-10	YELLOW	10.0 [3.05]
TRD815RA7BLK-15	BLACK	15.0 [4.57]	TRD815RA7RD-15	RED	15.0 [4.57]	TRD815RA7GRY-15	GRAY	15.0 [4.57]	TRD815RA7Y-15	YELLOW	15.0 [4.57]
TRD815RA7BLK-20	BLACK	20.0 [6.10]	TRD815RA7RD-20	RED	20.0 [6.10]	TRD815RA7GRY-20	GRAY	20.0 [6.10]	TRD815RA7Y-20	YELLOW	20.0 [6.10]
TRD815RA7BLK-25	BLACK	25.0 [7.62]	TRD815RA7RD-25	RED	25.0 [7.62]	TRD815RA7GRY-25	GRAY	25.0 [7.62]	TRD815RA7Y-25	YELLOW	25.0 [7.62]
TRD815RA7BLK-30	BLACK	30.0 [9.14]	TRD815RA7RD-30	RED	30.0 [9.14]	TRD815RA7GRY-30	GRAY	30.0 [9.14]	TRD815RA7Y-30	YELLOW	30.0 [9.14]
TRD815RA7BL-1	BLUE	1.0 [0.30]	TRD815RA7GR-1	GREEN	1.0 [0.30]	TRD815RA7OR-1	ORANGE	1.0 [0.30]			
TRD815RA7BL-2	BLUE	2.0 [0.61]	TRD815RA7GR-2	GREEN	2.0 [0.61]	TRD815RA7OR-2	ORANGE	2.0 [0.61]			
TRD815RA7BL-3	BLUE	3.0 [0.91]	TRD815RA7GR-3	GREEN	3.0 [0.91]	TRD815RA7OR-3	ORANGE	3.0 [0.91]			
TRD815RA7BL-5	BLUE	5.0 [1.52]	TRD815RA7GR-5	GREEN	5.0 [1.52]	TRD815RA7OR-5	ORANGE	5.0 [1.52]			
TRD815RA7BL-7	BLUE	7.0 [2.13]	TRD815RA7GR-7	GREEN	7.0 [2.13]	TRD815RA7OR-7	ORANGE	7.0 [2.13]			
TRD815RA7BL-10	BLUE	10.0 [3.05]	TRD815RA7GR-10	GREEN	10.0 [3.05]	TRD815RA7OR-10	ORANGE	10.0 [3.05]			
TRD815RA7BL-15	BLUE	15.0 [4.57]	TRD815RA7GR-15	GREEN	15.0 [4.57]	TRD815RA7OR-15	ORANGE	15.0 [4.57]			
TRD815RA7BL-20	BLUE	20.0 [6.10]	TRD815RA7GR-20	GREEN	20.0 [6.10]	TRD815RA7OR-20	ORANGE	20.0 [6.10]			
TRD815RA7BL-25	BLUE	25.0 [7.62]	TRD815RA7GR-25	GREEN	25.0 [7.62]	TRD815RA7OR-25	ORANGE	25.0 [7.62]			
TRD815RA7BL-30	BLUE	30.0 [9.14]	TRD815RA7GR-30	GREEN	30.0 [9.14]	TRD815RA7OR-30	ORANGE	30.0 [9.14]			

		45 BEECHWOOD DRIVE NORTH ANDOVER, MA 01845	
CATEGORY TELECOM/MODULAR			
PRODUCT DESCRIPTION C5E PVC UTP STR-RGT			
SIZE A	FSCM NO. 43321	DWG. NO. TRD815RA7	REV. D
SCALE: NONE CAD FILE: TRD815RA7.SLDRW			SHEET 2 OF 2