


# Energy-saving axial fans

Ø 200



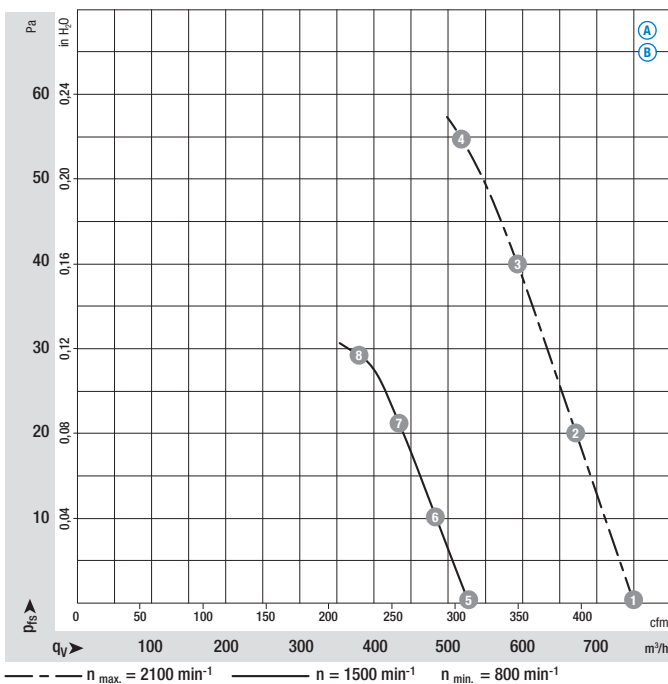
- **Material:** Wall ring: Plastic PP  
Blade: Plastic PA, fiberglass-reinforced
- **Number of blades:** 5
- **Direction of air flow:** "V", exhaust over struts
- **Direction of rotation:** Counter-clockwise, seen on rotor
- **Type of protection:** IP 54
- **Insulation class:** "B"
- **Mounting position:** Any
- **Condensate discharges:** None
- **Mode of operation:** Con. operation (S1)
- **Bearings:** Maintenance-free ball bearings
- **Motor protection:** Via electronics and TOP
- **Electrical connection:** Plug-in connection on motor side
- **Protection class:** II
- **Product conforming to standard:** CE
- **Approvals:** VDE, UL, CSA, GOST
- **Speed:** Using the programming unit, 2 speeds between  $n_{min}$  and  $n_{max}$  can be programmed.

Nominal data		Curve	Nominal voltage	Frequency	Speed/rpm <sup>(1)</sup>	Airflow	Max. input power <sup>(1)</sup>	Max. current draw <sup>(1)</sup>	Max. back pressure	Perm. amb. temp.	Mass
Type	Motor	VAC	Hz	rpm	cfm	W	A	Pa	°C	kg	
<b>W1G200-EC95 -47</b>	M1G055-BD	Ⓐ 1~115	50/60	2100	440/310	31	0,46	55	-30..+50	1,0	
<b>W1G200-EC91 -45</b>	M1G055-BD	Ⓑ 1~230	50/60	2100	440/310	31	0,24	55	-30..+50	1,0	

subject to alterations

<sup>(1)</sup> Nominal data in operating point with maximum load and 115 or 230 VAC

## Curves



Air performance measured as per: ISO 5801, Installation category A, in ebm-papst full nozzle and without protection against accidental contact

Suction-side noise levels:  $L_{wA}$  as per ISO 13347,  $L_{pA}$  measured at 1 m distance to fan axis

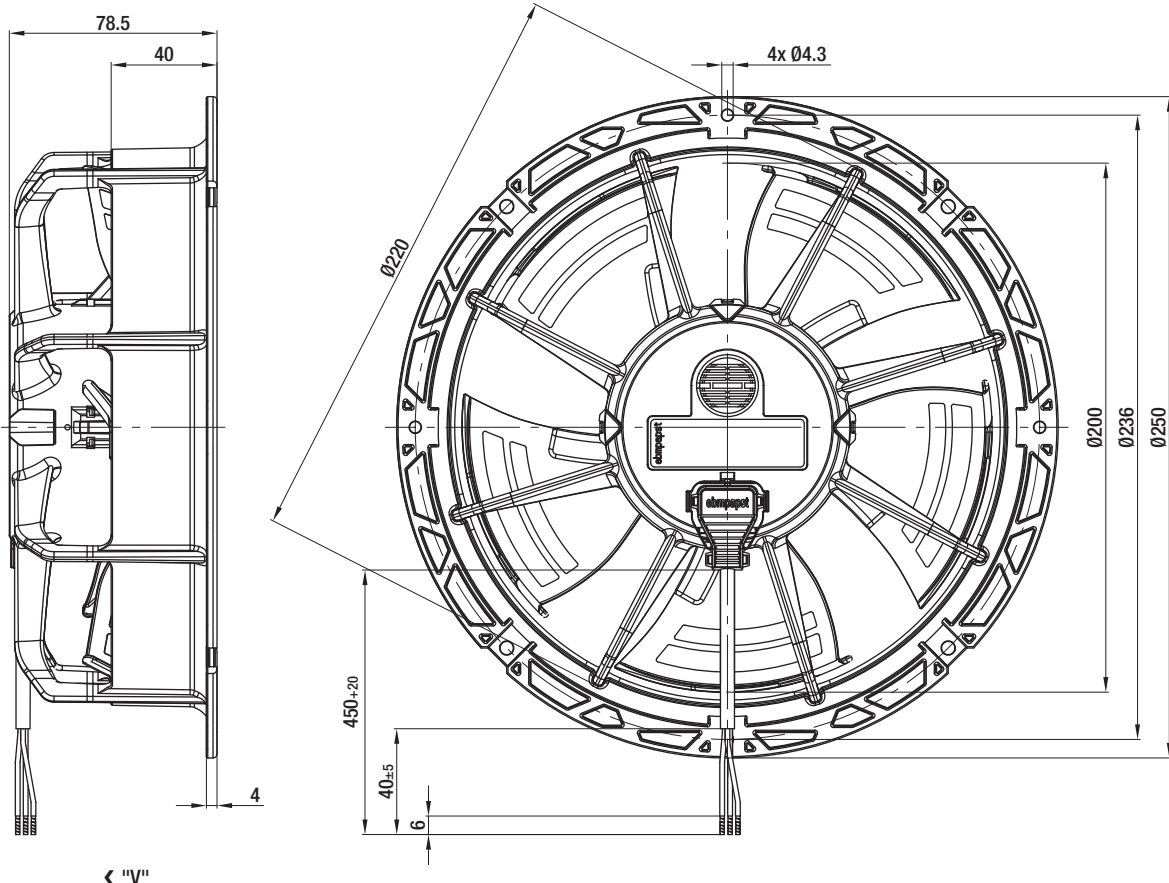
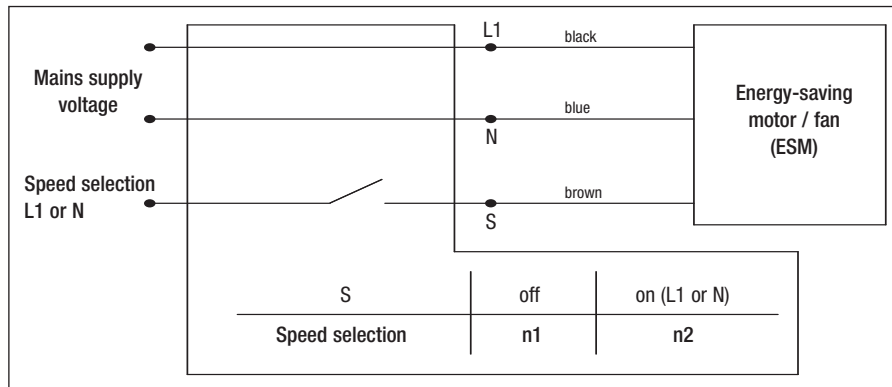
The acoustic values given are only valid under the measurement conditions listed and may vary depending on the installation situation.

With any deviation to the standard setup, the specific values have to be checked and reviewed once installed or fitted!

For detailed information see page 62 ff.

	n rpm	P <sub>e</sub> W	I A	L <sub>wA</sub> dB(A)
Ⓐ 1	2100	28	0,42	62
Ⓐ 2	2100	30	0,45	61
Ⓐ 3	2100	31	0,46	60
Ⓐ 4	2100	31	0,46	62
Ⓐ 5	1500	14	0,22	54
Ⓐ 6	1500	15	0,22	54
Ⓐ 7	1500	16	0,26	53
Ⓐ 8	1500	16	0,26	55
Ⓑ 1	2100	29	0,22	62
Ⓑ 2	2100	30	0,23	61
Ⓑ 3	2100	31	0,24	60
Ⓑ 4	2100	31	0,24	62
Ⓑ 5	1500	14	0,11	54
Ⓑ 6	1500	16	0,12	54
Ⓑ 7	1500	16	0,13	53
Ⓑ 8	1500	16	0,13	55

– Electr. connection:



← "V"

Connection lead (total length 450 mm) is fitted ex works and can be detached  
Other lengths available as accessory.