

Capacitor Protection

Amp-Trap® and 9F60 Series

MEDIUM VOLTAGE FUSES

MEDIUM VOLTAGE CAPACITOR FUSES



Mersen capacitor fuses are designed to ANSI C37-41. They are current-limiting operating without noise or discharge and are designed to be used indoors in a general purpose enclosure or outdoors in a weatherproof enclosure. These are non-disconnecting fuses requiring the use of a disconnect switch. These capacitor fuses provide both short circuit and overload protection and are intended to protect against capacitor case rupture or dielectric failure within the capacitor.

The various mounting configurations offer manufacturers a wide range of cost/space saving solutions and a large choice of equivalent products.

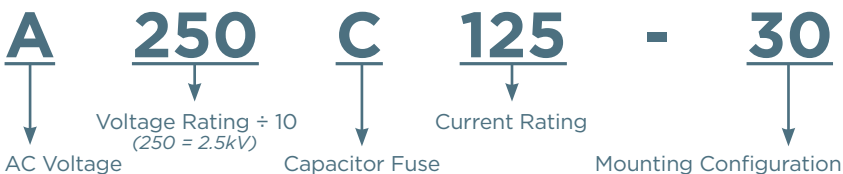
FEATURES/BENEFITS:

- High interrupting capacity
- Current limitation
- Blown-fuse indication
- Direct mount
- Clip style mount
- Bus mount
- Non-venting for silent operation

APPLICATIONS:

- Capacitor Protection
- Power Factor Correction Equipment
- Harmonic Filtering Equipment
- Induction Heating System
- High Power Drive
- Welders

CATALOG NUMBERING SYSTEM:



Ratings:

A100C

- **Volts:** 1000V AC Max.
- **Amps:** 25 to 125 A
- **IR:** 50 kA Sym

A150C

- **Volts:** 1500V AC Max.
- **Amps:** 25 to 200 A
- **IR:** 40 kA Sym

A250C

- **Volts:** 2500V AC Max.
- **Amps:** 25 to 200 A
- **IR:** 50 kA Sym

A300C

- **Volts:** 3000V AC Max.
- **Amps:** 50 to 175 A
- **IR:** 50 kA Sym

A430C

- **Volts:** 4300V AC Max.
- **Amps:** 6 to 100 A
- **IR:** 65 kA Sym

A550C

- **Volts:** 5500V AC Max.
- **Amps:** 6 to 75 A
- **IR:** 65 kA Sym

9F60RJD

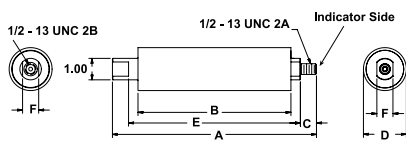
- **Volts:** 5500V AC Max.
- **Amps:** 25 to 80 A
- **IR:** 50 kA Sym

9F60RJF

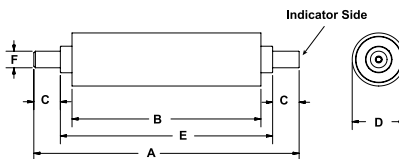
- **Volts:** 9520V AC Max.
- **Amps:** 15 to 40A
- **IR:** 50 kA Sym

4.3 KV CAPACITOR FUSES AMP-TRAP SERIES


Catalog Number	Ampere Rating	Melting I ² t (kA ² s)	Maximum 1 Clearing I ² t (kA ² s)	Maximum 1 Phase Interrupting Rating	Overall Length Inches (mm)	Tube Length Inches (mm)	Ind. Housing Inches (mm)	Body Dia Inches (mm)	Bracket Dimensions Inches (mm)	
4.3 kV Max Type 15 external female to bolt					A	B	C	D	E	F
A430C6-15	6	0.4	2.49	65 kA @4300V RMS Sym	9.50 (241.3)	7.12 (180.8)	.75 (19.1)	2.00 (50.8)	8.00 (203.2)	.75 (19.1)
A430C8-15	8	0.73	4.31							
A430C10-15	10	1.14	6.38							
A430C12-15	12	1.6	8.64							
A430C18-15	18	3	15							
A430C20-15	20	4.5	22.1							
A430C25-15	25	6.5	31.2							
A430C30-15	30	7.7	36.2							
A430C35-15	35	9	41.4							
A430C45-15	45	12	54.6							
A430C50-15	50	15	68							
A430C65-15	65	29	84							
A430C75-15	75	36	100							
A430C80-15	80	42	120							
A430C90-15	90	58	160							
A430C100-15	100	66	180							
4.3 kV Max Type 70 tube to tube					A	B	C	D	E	F
A430C6-70	6	0.4	2.49	65 kA @4300V RMS Sym	10.00 (254.0)	7.12 (180.8)	1.00 (25.4)	2.00 (50.8)	8.00 (203.2)	.63 (15.9)
A430C8-70	8	0.73	4.31							
A430C10-70	10	1.14	6.38							
A430C12-70	12	1.6	8.64							
A430C18-70	18	3	15							
A430C20-70	20	4.5	22.1							
A430C25-70	25	6.5	31.2							
A430C30-70	30	7.7	36.2							
A430C35-70	35	9	41.4							
A430C45-70	45	12	54.6							
A430C50-70	50	15	68							
A430C65-70	65	29	84							
A430C75-70	75	36	100							
A430C80-70	80	42	120							
A430C90-70	90	58	160							
A430C100-70	100	66	180							
4.35 kV Max Type 75 external female to tube					A	B	C	D	E	F
A430C6-75	6	0.4	2.49	65 kA @ 4300V RMS Sym	9.75 (247.7)	7.12 (180.8)	1.00 (2.54)	2.00 (50.8)	8.00 (203.2)	0.63 (15.9)
A430C8-75	8	0.73	4.31							
A430C10-75	10	1.14	6.38							
A430C12-75	12	1.6	8.64							
A430C18-75	18	3	15							
A430C20-75	20	4.5	22.1							
A430C25-75	25	6.5	31.2							
A430C30-75	30	7.7	36.2							
A430C35-75	35	9	41.4							
A430C45-75	45	12	54.6							
A430C50-75	50	15	68							
A430C65-75	65	29	84							
A430C75-75	75	36	100							
A430C80-75	80	42	120							
A430C90-75	90	58	160							
A430C100-75	100	66	180							



Type 15



Type 70



Type 75

MV