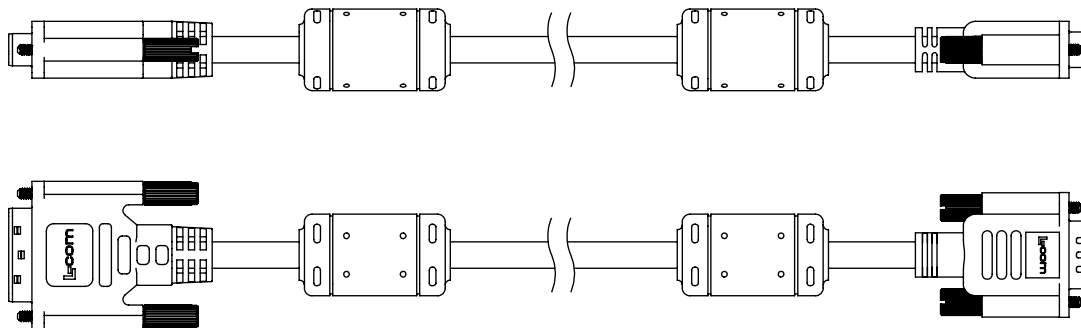
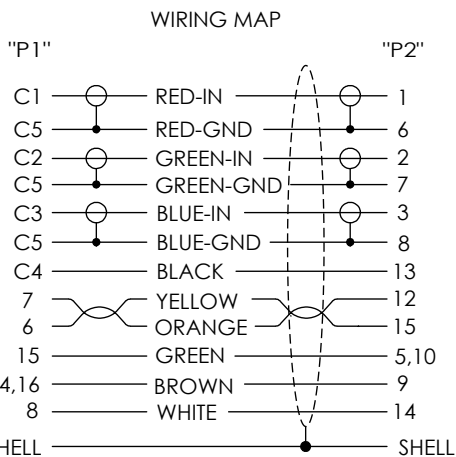
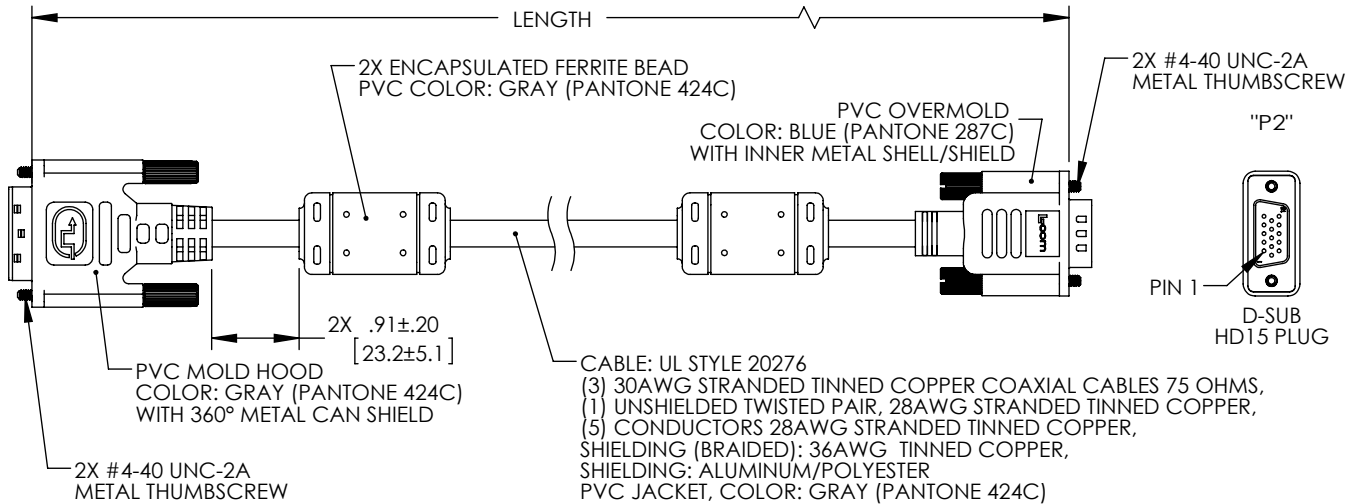
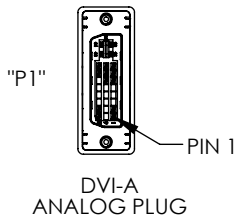


THE INFORMATION CONTAINED IN THIS DRAWING IS THE SOLE PROPERTY OF L-COM, INC.. ANY REPRODUCTION IN PART OR WHOLE WITHOUT THE WRITTEN PERMISSION OF L-COM, INC. IS PROHIBITED.

PART NUMBER	LENGTH FEET(METER)
CTLDVI-HD-MM-3	3.0(0.92)
CTLDVI-HD-MM-5	5.0(1.52)
CTLDVI-HD-MM-10	10.0(3.05)
CTLDVI-HD-MM-15	15.0(4.57)

REVISIONS			
REV	DESCRIPTION	DATE	APPROVED
K	ECN 8182: UPT DWG FROM MOLDED THUMBSCREW TO METAL THUMBSCREW	11/28/2015	B. ZHANG
L	ECN 8724: REVISE ABS MOLDED THUMBSCREW TO METAL ON HD15 END.	04/17/2017	B.ZHANG



**NOTES:**

1. CABLES TO BE TESTED FOR CONTINUITY
2. CABLES TO BE INDIVIDUALLY PACKAGED IN ACCORDANCE WITH L-COM SPEC. PS-0031.
3. DUST COVERS INSTALLED FOR SHIPPING (NOT SHOWN).

**REGULATORY COMPLIANCE:**

CE2011/65/EU(RoHS DIRECTIVE)

UNLESS OTHERWISE SPECIFIED, DIMENSIONS ARE IN INCHES [mm]  OVERALL CABLE LENGTH TOLERANCE: ≤12 [305] = +1 [25] / -0 >12 [305] ≤60 [1524] = +2 [51] / -0 >60 [1524] ≤120 [3048] = +4 [102] / -0 >120 [3048] ≤300 [7620] = +6 [152] / -0 >300 [7620] = +3% / -0%  ALL OTHER DIMENSIONAL TOLERANCES: .X = ±.2 [5.08] .XX = ±.02 [1.51] .XXX = ±.005 [1.13]  PROJECTION 	APPROVALS	DATE	 50 HIGH STREET NORTH ANDOVER, MA 01845
	DRAWN BY B. ZHANG	10/29/08	
	CHECKED BY F. MAO	10/29/08	
	APPROVED BY T. LU	10/29/08	
CONFIGURATION DETAILS OF UNDIMENSIONED FEATURES MAY VARY			CATEGORY
COLOR VARIATIONS MAY OCCUR			PRODUCT DESCRIPTION
REF			AUDIO/VIDEO
SIZE <b>A</b>	FSCM NO. <b>43321</b>	DWG. NO. CTLDVI-HD-MM	REV. <b>L</b>
SCALE: NONE	CAD FILE: CTLDVI-HD-MM.SLDDRW	SHEET 1 OF 1	